



HAL
open science

Theoretical calculations of self-broadening coefficients in the ν_6 band of CH_3Br

Laura Gomez, David Jacquemart, Jean-Pierre Bouanich, Zouhaier Boussetta, Hassen Aroui

► **To cite this version:**

Laura Gomez, David Jacquemart, Jean-Pierre Bouanich, Zouhaier Boussetta, Hassen Aroui. Theoretical calculations of self-broadening coefficients in the ν_6 band of CH_3Br . *Journal of Quantitative Spectroscopy and Radiative Transfer*, 2010, 111 (9), pp.1252-1261. 10.1016/j.jqsrt.2010.01.009 . hal-00747019

HAL Id: hal-00747019

<https://hal.sorbonne-universite.fr/hal-00747019v1>

Submitted on 30 Oct 2012

HAL is a multi-disciplinary open access archive for the deposit and dissemination of scientific research documents, whether they are published or not. The documents may come from teaching and research institutions in France or abroad, or from public or private research centers.

L'archive ouverte pluridisciplinaire **HAL**, est destinée au dépôt et à la diffusion de documents scientifiques de niveau recherche, publiés ou non, émanant des établissements d'enseignement et de recherche français ou étrangers, des laboratoires publics ou privés.

Theoretical calculations of self-broadening coefficients in the ν_6 band of CH_3Br

L. Gomez ^{a,b}, D. Jacquemart ^{a,b,*}, J.-P. Bouanich ^c, Z. Boussetta ^d, H. Aroui ^d

^a *UPMC Univ Paris 06, UMR 7075, Laboratoire de Dynamique Interactions et Réactivité, Case courrier 49, Bât. F 74, 4, place Jussieu, 75252 Paris Cedex 05, France*

^b *CNRS, UMR 7075, Laboratoire de Dynamique Interactions et Réactivité, Case courrier 49, Bât. F 74, 4, place Jussieu, 75252 Paris Cedex 05, France*

^c *Laboratoire de Photophysique Moléculaire, UPR3361 du CNRS, Université de Paris-Sud, Bâtiment 350, 91405 Orsay cedex, France*

^d *Laboratoire de Physique Moléculaire, Ecole Supérieure des Sciences et Techniques de Tunis, 5 Av Taha Hussein 1008 Tunis, Tunisia.*

Received

2009

Manuscript pages: 22

Figures: 5

Tables: 3

* Corresponding author. Tel.: + 33-1-44-27-36-82; fax: + 33-1-44-27-30-21.

E-mail address: david.jacquemart@upmc.fr (D. Jacquemart).

Abstract

A semiclassical impact theory based upon the Anderson-Tsao-Curnutte formalism has been used to calculate the self-broadening coefficients in the $^P P$ -, $^P Q$ -, $^P R$ -, $^R P$ -, $^R Q$ - and $^R R$ -branches of the ν_6 band of $^{12}\text{CH}_3^{79}\text{Br}$ and $^{12}\text{CH}_3^{81}\text{Br}$ near 10 μm . Comparisons have then been performed with the extensive set of previous measurements [*J. Quant. Spectrosc. Radiat. Transfer* **105** (2007) 264]. The intermolecular potential used, involving the overwhelming electrostatic contributions, leads to larger results than the experimental data for middle J values. By arbitrarily limiting the integration of the differential cross-section to an impact parameter equal to 29 Å, quite satisfactory results have been obtained, and the J and K dependences are in reasonable agreement with those observed experimentally. The theoretical results are, on the whole, slightly larger for $\text{CH}_3^{79}\text{Br}$ than for $\text{CH}_3^{81}\text{Br}$ and for same J and K initial states of the transitions they depend on the sub-branch considered. These differences and dependencies were not observed in the previous measurements due to scatter in the experimental data. Finally, the theoretical results obtained for all sub-branches of $^{12}\text{CH}_3^{79}\text{Br}$ and $^{12}\text{CH}_3^{81}\text{Br}$ are given as supplementary materials of this paper.

Keywords: Methyl bromide; Self-broadening coefficients; Semiclassical formalism; Databases

1. Introduction

Methyl bromine is of interest for atmospheric applications, since this molecule is directly involved in the catalytic destruction of ozone in the lower stratosphere. Methyl bromide (CH_3Br) has been identified as the major contributor to stratospheric bromine and the primary organobromine species in the lower atmosphere. Many works have been devoted to CH_3Br , concerning mainly the line positions. An extensive review of this molecule is given by Graner [1] for works prior to 1981. More recent references may be found in [2]. In a previous paper [3] absolute line positions and intensities, as well as self- and N_2 -broadening coefficients have been measured for about 1200 lines, between 880 and 1050 cm^{-1} , in the ν_6 fundamental band of the isotopic species $\text{CH}_3^{79}\text{Br}$ and $\text{CH}_3^{81}\text{Br}$. The present paper is dedicated to the theoretical calculation of self-broadening coefficients for both isotopic species in the same ν_6 band at 10 μm . Such a calculation for interactions of symmetric-top molecules was first applied to the ν_3 band of CH_3Cl [4] and is based on the semiclassical Anderson-Tsao-Curnutte (ATC) theory [5] and include some improvements proposed by Robert and Bonamy [6]. For methyl bromide, which has a strong dipole moment, the potential used for the calculation of self-broadening coefficients is essentially limited to the main electrostatic interactions dipole-dipole, dipole-quadrupole and quadrupole-quadrupole. The calculated self-broadening coefficients are compared to the previously set of measured coefficients [3] as a means for testing the theoretical model as well as the intermolecular potential used.

The general formulation of the semiclassical formalism and the energy potential considered are presented in Section 2. The theoretical results are displayed and compared to the experimental measurements [3] in Section 3. Discussions on the isotopic species, the type of sub-branch and the electrostatic interactions considered, are also presented there. Finally, a complete calculation of the self-broadening coefficients is proposed as supplementary data for databases.

2. General formulation for the calculation of the self-broadening coefficients

The broadening coefficients of CH_3Br are calculated in the frame of the semiclassical Anderson-Tsao-Curnutte theory [5], which was subsequently developed and applied to the interactions between a symmetric top and a linear molecule [7], and between two symmetric top molecules [4]. This theory is based on binary collisions, the impact approximation and

assumes that the interacting molecules follow classical trajectories while their internal degrees of freedom are treated with quantum mechanics. Within this model, the collisional half-width γ_{if} of an isolated self- (pressure) broadened $i \rightarrow f$ line ($v_i J_i K_i \rightarrow v_f J_f K_f$) may be expressed as

$$\gamma_{if} = \frac{n_2 \bar{v}}{2\pi c} \sum_{J_2} \sum_{K_2=0}^{J_2} \rho_{J_2 K_2} \int_0^\infty 2\pi b S_{if}(b, J_2, K_2) db, \quad (1)$$

where n_2 is the number density of the perturbing molecules, \bar{v} is the mean relative speed, $\rho_{J_2 K_2}$ is the relative population of the perturber in the $|J_2, K_2, v_2 = 0\rangle$ state, S_{if} is the differential cross-section representing the collisional efficiency, and b is the impact parameter. For a rigid symmetric-top molecule, $\rho_{J_2 K_2}$ is given by

$$\rho_{J_2 K_2} = \frac{2J_2 + 1}{Q_r} f(K_2) \exp\left\{-\frac{hc}{k_B T} \left[B_0 J_2 (J_2 + 1) + (A_0 - B_0) K_2^2 \right]\right\}, \quad (2)$$

where k_B is the Boltzmann constant, A_0 and B_0 are the rotational constants for the fundamental vibrational state, $f(K_2)$ is a nuclear spin factor (1 for $K_2 = 0, 1, 2, 4, \dots$ and 2 for $K_2 = 3, 6, \dots$) and Q_r the rotational partition function is evaluated from

$$\sum_{J_2=0}^{J_{2\max}} \sum_{K_2=0}^{K_{2\max}} \rho_{J_2 K_2} = 1. \quad (3)$$

In our calculations, we have considered $J_{2\max} = 70$, $K_{2\max} = J_2$ if $J_2 \leq 15$ and $K_{2\max} = 15$ if $J_2 > 15$. By neglecting any imaginary parts in S_{if} and any contribution arising from the isotropic part of the potential, the differential cross-section is given by Leavitt and Korff [8]

$$S_{if}(b, J_2, K_2) = 1 - \exp\left[-(S_{2,i}^{outer} + S_{2,f}^{outer} + S_2^{middle})\right], \quad (4)$$

where $S_{2,i}^{outer}$, $S_{2,f}^{outer}$ and S_2^{middle} are the second-order terms of the perturbation development of S_{if} derived from the anisotropic part V_{aniso} of the intermolecular potential [5]. Note that this exponential form is very close to that proposed by Robert and Bonamy [6]. For V_{aniso} we have considered in addition to the electrostatic dipole-dipole, dipole-quadrupole and quadrupole-quadrupole interactions [5], the main induction and dispersion contributions obtained by Leavitt [9,10] such as

$$V_{\text{aniso}} = V_{\mu_1 \mu_2} + V_{\mu_1 Q_2} + V_{Q_1 \mu_2} + V_{Q_1 Q_2} + V_{\mu_1^2 \alpha_2} + V_{\mu_2^2 \alpha_1 \gamma_1} + V_{\alpha_1 \gamma_1 \alpha_2}, \quad (5)$$

where the index 1 refers to the absorber and 2 to the perturber, μ and Q are the dipole and quadrupole moments of the molecules, α is the average polarizability [$\alpha = (\alpha_{//} + 2\alpha_{\perp})/3$] of CH_3Br and γ here represents its dimensionless polarizability anisotropy [$\gamma = (\alpha_{//} - \alpha_{\perp})/3\alpha$].

The dispersion potential $V_{\alpha_1\gamma_1\alpha_2}$ is given in terms of $\bar{U} = U_1U_2 / (U_1 + U_2)$, where U_1 and U_2 are the first ionization energies of molecules 1 and 2 [9]. The strength of the dispersion energy is generally underestimated from the ionization energies and has been reevaluated, as proposed by Giraud et al. [11], by replacing $(3/2)\bar{U}\alpha_1\alpha_2$ by $4\varepsilon\sigma^6$, the long-range part of the Lennard-Jones (LJ) potential; such a procedure leads to a dispersion energy about twice greater.

The trajectory model [12] includes the influence of the isotropic potential taken as the LJ (6-12) potential, in energy conservation and in the equation of motion around the distance of closest approaches r_c . The actual trajectory is replaced by an equivalent straight-line trajectory described at the velocity v_c' . Since the dipole-dipole long range interaction is predominant in this case, this model is close to the straight-path trajectory with constant relative velocity \bar{v} , as used in the ATC theory. The equivalent impact parameter b_0 for which $S_2(b_0)=1$ (Anderson cut-off) increases here from ≈ 8.5 Å for $J = 5$ to ≈ 14.8 Å for $J = 20$ and then decreases up to ≈ 6.8 Å for $J = 60$. The LJ parameters ε and σ of CH_3Br have been calculated, as in [13], by fitting five values of the second virial coefficients $B(T)$ in the temperature range 287.8-321.1 K [14]. The resulting parameters are $\varepsilon/k_B = 441.9$ K and $\sigma = 3.939$ Å.

The values used for the rotational constants of the absorber ($\text{CH}_3^{79}\text{Br}$ or $\text{CH}_3^{81}\text{Br}$) in the ν_6 and fundamental bands, the dipole and quadrupole moments of the molecules, the LJ parameters, the average polarizability and the dimensionless polarizability anisotropy of CH_3Br are given in the Table 1.

The contributions to S_2 include, through the Clebsch-Gordan coefficients, the quantum number K_i and K_f with $K_f = K_i \pm 1$ for the perpendicular ν_6 bands of CH_3Br . For the transitions induced by collisions in the initial and final states, we have only considered $\Delta K = 0$ for the absorber, associated with the usual selection rules $\Delta J = 0, \pm 1$ for a dipolar transition and $\Delta J = 0, \pm 1, \pm 2$ for a quadrupolar transition. It should be noted that the broadening coefficients for A-type transitions are calculated the same way as for E-type transitions, i.e., we ignore the A_1 - A_2 doublet splitting in transitions with $K = 3, 6, 9$.

3. Results and comparison with experimental data

The self-broadening coefficients γ_0 (in $\text{cm}^{-1} \text{atm}^{-1}$) have been calculated at 296 K for transitions in the ${}^P P$ -, ${}^P Q$ -, ${}^P R$ -, ${}^R P$ -, ${}^R Q$ -, and ${}^R R$ -branches of the ν_6 bands of $\text{CH}_3^{79}\text{Br}$ and

$\text{CH}_3^{81}\text{Br}$. The notation $^P Q$ corresponds to a P branch for K ($\Delta K = K' - K'' = -1$) and to a Q branch for J ($\Delta J = J' - J'' = 0$). In the following text, the notations J and K have been used for the quantum numbers J'' and K'' of the lower state of the transitions. We have considered separately the perturbers $\text{CH}_3^{79}\text{Br}$ and $\text{CH}_3^{81}\text{Br}$ and the broadening coefficients for each isotopic species have been derived from

$$\begin{aligned} \gamma_0(\text{CH}_3^{79}\text{Br}) &= 0.5054 \gamma_0(\text{CH}_3^{79}\text{Br}-\text{CH}_3^{79}\text{Br}) + 0.4946 \gamma_0(\text{CH}_3^{79}\text{Br}-\text{CH}_3^{81}\text{Br}) \\ \gamma_0(\text{CH}_3^{81}\text{Br}) &= 0.5054 \gamma_0(\text{CH}_3^{81}\text{Br}-\text{CH}_3^{79}\text{Br}) + 0.4946 \gamma_0(\text{CH}_3^{81}\text{Br}-\text{CH}_3^{81}\text{Br}) \end{aligned} \quad (6)$$

where 0.5054 and 0.4946 are the natural abundances of $\text{CH}_3^{79}\text{Br}$ and $\text{CH}_3^{81}\text{Br}$, respectively. As is generally the case for interactions between molecules like OCS [19], CH_3Cl [4], ClCN [20] and CH_3F [21] with strong dipole and/or quadrupole moments, the theoretical results for $\gamma_0(\text{CH}_3^{79}\text{Br})$ as well as for $\gamma_0(\text{CH}_3^{81}\text{Br})$ are larger than the measurements though their J -dependences are similar (see Fig. 1 for the case of the $^R R(K=6)$ transitions). The results presented here are overestimated, especially for middle J values where the broadening coefficient is largest. The induction and dispersion potential considered in Eq. (5) provides a negligible contribution to γ_0 , except for a slight increase for small J values with K close or equal to J (about 0.05% for $\gamma_0(J=2, K=0)$ and 0.25% for $\gamma_0(J=2, K=2)$ in $^R R$ sub-branch). Note that the dispersion energy is not well known and could be several times larger than that considered [22]. As shown in Fig. 1 the main contribution arises from the dipole-dipole interaction, but the quadrupole moment provides a significant contribution, especially for high J transitions.

3.1. Effect of the impact parameter limit on the broadening coefficients

The disagreement between calculations and measurements probably arises from the great interaction distances ($b > 50 \text{ \AA}$) in the integral of Eq. (1) because of the strong dipole-dipole contribution to $S_2(b)$. For such large impact parameters, the impact approximation in binary collisions may not be valid. To obtain a good agreement between the theoretical results and the experimental values given in [3], we have, as in Refs. [20, 21], calculated the integral over r_c from $r_c(b=0)$ to an arbitrary limit of $r_{c(\text{lim})}$ instead of the infinite. The effects of the choice of different $r_{c(\text{lim})}$ or b_{lim} values (for large r_c values, $b \approx r_c$) are displayed in Fig. 2 for transitions with $K=1$ and 9. The convergence of the calculation is obtained from $r_{c(\text{lim})} \square 100 \text{ \AA}$ for the most pressure-broadened lines ($J \approx 20$). The $r_{c(\text{lim})}$ value equal to 29 \AA is quite empirical and has been chosen in order to better match the experimental measurements obtained in [3]. The differences between the results derived from $r_{c(\text{lim})} = 29 \text{ \AA}$ and the results obtained from

the convergence (around 100 Å) can reach 15% for J values around 20. As it can be seen in Fig. 2 these differences are greater for middle J values, for which the broadenings are the largest. The agreement between theoretical results with $r_{c(\text{lim})} = 29$ Å with experimental data is then satisfactory (Fig. 3), in view of the estimated accuracy on the experimental data. As presented in Fig. 10 of [3], the scattering of the experimental measurements is quite important (around 5% in average, but can achieve 10%). We have done several tests to check that this experimental dispersion is not due to the isotopic dependence, to the various sub-branches or to the K -dependence of the broadenings.

3.2. Isotopic dependence of the broadenings

The calculation performed for both isotopic species shows that the self-broadening coefficients are practically the same for high J transitions and slightly larger for $\text{CH}_3^{79}\text{Br}$ and $J < 35$ (average difference = 0.3%). This result is in agreement with the experimental data [3], where the differences between the broadenings of each isotopic species are quite insignificant. A sample of the theoretical results for $\text{CH}_3^{79}\text{Br}$ and $\text{CH}_3^{81}\text{Br}$ is given in Table 2 for the $^R R$ sub-branch.

3.3. Sub-branch- and K -dependencies of the broadenings

For transitions with same J , samples of theoretical results of γ_0 for different sub-branches are presented in Fig. 4 as decreasing curves with increasing K values. This decrease of γ_0 is much more significant at low and middle J values than at high J values for which γ_0 is nearly constant. An approximate formula given by Birnbaum [23] for dipole-dipole and dipole-quadrupole interactions predicts a K -dependence of the broadenings involving the factor $1 - [K/(J+1)]^2$. This factor lead to decreasing γ_0 values as K rises from 0 to J , especially for low J values, in agreement with theoretical and experimental results. However the slopes of these decreases for a given J , obtained by $[K/(J+1)]^2$, are at least twice greater than those derived from the ratios $[\gamma_0(K=0,J) - \gamma_0(K,J)]/\gamma_0(0,J)$. Therefore this simple factor cannot accurately predict the variation of γ_0 with K for the lines belonging to a same J transition.

A sample of theoretical results of $\gamma_0(\text{CH}_3^{79}\text{Br})$ is presented in Table 3 for the various sub-branches, the differences between these results can reach 10 to 20% for K close or equal to J . The number and the accuracy of the experimental values [3] in each sub-branch are not sufficient to validate the theoretical dependences of the self-broadening coefficients in the various sub-branches. In view of the important scattering of the experimental data, neither the isotopic dependence nor the sub-branches dependence of the theoretical calculation can be

observed. However, the global rotational J and K dependencies of the previous measurements [3] are in good agreement with the theoretical results.

3.4. Comparison with experimental data

Since no sub-branch and isotopic dependences have been observed in the measurements, the theoretical results obtained for the $^R R$ sub-branch of $\text{CH}_3^{79}\text{Br}$ have been compared in Fig. 5 to all experimental results of [3]. In view of the experimental dispersion, the calculation performed for the various sub-branches of $\text{CH}_3^{79}\text{Br}$ and $\text{CH}_3^{81}\text{Br}$ closely reproduces the measured values. It should be noted that the curves γ_0 vs J present a discontinuity for $J = K$, especially for J and $K = 1$ to 4, for which the calculated results appear to be very weak. Although we have no experimental data for these lines, theoretical results of $\text{CH}_3\text{D-H}_2$ [24] and $\text{PH}_3\text{-N}_2$ [25] were found to be significantly smaller for lines with $K = J$ than experimental results, the discrepancy has been explained by the assumption to consider only $\Delta K = 0$ collision-induced transitions. The figure 5 is directly comparable with Fig. 10 of [3] in which the experimental measurements have been put side by side with the results derived from empirical polynomial expansions. Both calculations match the experimental data set, the major differences between the theoretical calculation and the empirical one arise from low J and K transitions as well as high J transitions for which no measurements have been performed. Except for low $J = K$ transitions for which the results could be underestimated, the calculations performed in this work are probably more accurate than the previous one, especially when measurements are not available. Moreover, for lines with high J and K values, the empirical calculation has been extrapolated using constant parameters and may not be valid, so that the theoretical calculation should be much more accurate for these lines.

The theoretical results of self-broadening coefficients calculated with $r_{c(\text{lim})} = 29 \text{ \AA}$ for each sub-branch ($^P P$, $^R R$, $^P R$, $^R P$, $^P Q$ and $^R Q$) in the ν_6 band of $\text{CH}_3^{79}\text{Br}$ and $\text{CH}_3^{81}\text{Br}$ are given as supplementary material for this paper. Note that the self-broadening coefficients included in the HITRAN [26] and GEISA [27] databases come from the results of the polynomial expansions fitting the data of [3]. The differences between the present results and those derived from the polynomials given in [3] can achieve 10%. Since the vibrational dependence of these broadening coefficients are estimated to be very small (in our calculation they depend only on the spectroscopic constants used for CH_3Br), the present results may be considered for any fundamental band of CH_3Br .

4. Conclusion

We have calculated self-broadening coefficients at 296 K in the ν_6 band of $\text{CH}_3^{79}\text{Br}$ and $\text{CH}_3^{81}\text{Br}$ and compared them with the previous experimental measurements [3]. The calculations were performed from a semiclassical model involving the main electrostatic interactions for the anisotropic potential. The values of the potential parameters were taken from sources available in the literature and were not adjusted to fit any data. As often occurs for strongly polar molecules, the calculations overestimate the broadening coefficients. By arbitrarily limiting the integration of the differential cross-section to impact parameters up to 29 Å, we have obtained satisfactory results and J and K dependencies in rather good agreement with measurements. Other subtle differences in the theoretical results, such as the broadening dependences with the sub-branch type or the isotopic species have been pointed out but they are not observable from the scattered experimental data.

REFERENCES

- [1] G. Graner, *J. Mol. Spectrosc.* 90 (1981) 394-438.
- [2] E. Brunetaud, I. Kleiner, N. Lacome, *J. Mol. Spectrosc.* 216 (2002) 30-47.
- [3] D. Jacquemart, F. Kwabia Tchana, N. Lacome, I. Kleiner, *J. Quant. Spectrosc. Radiat. Transfer* 105 (2007) 264-302.
- [4] G. Blanquet, J. Walrand, J.C. Populaire, J.P. Bouanich, *J. Quant. Spectrosc. Radiat. Transfer* 53 (1995) 211-219.
- [5] C.J. Tsao, B. Curnutte, *J. Quant. Spectrosc. Radiat. Transfer* 2 (1962) 41-91.
- [6] D. Robert and J. Bonamy, *J. Phys. (Paris)* 40 (1979) 923.
- [7] J.P. Bouanich, G. Blanquet, J. Walrand, *J. Mol. Spectrosc.* 161 (1993) 416-426.
- [8] R.P. Leavitt, D. Korff, *J. Chem. Phys.* 74 (1981) 2180-2188.
- [9] R.P. Leavitt, *J. Chem. Phys.* 72 (1980) 3472-3482.
- [10] R.P. Leavitt, *J. Chem. Phys.* 73 (1980) 5432-5450.
- [11] M. Giraud, D. Robert, L. Galatry, *J. Chem. Phys.* 53 (1970) 352-359.
- [12] J. Bonamy, L. Bonamy, D. Robert, *J. Chem. Phys.* 67 (1977) 4441-4453.
- [13] J.P. Bouanich, *J. Quant. Spectrosc. Radiat. Transfer* 47 (1992) 243-250.
- [14] J.H. Dymond, E.B. Smith, *The Virial Coefficients of Pure Gases and Mixtures*, Oxford Univ. Press, Oxford, 1980.

- [15] E. Brunetaud, I. Kleiner, N. Lacome, *J. Mol. Spectrosc.* 216 (2002) 30-47.
- [16] S. Carocci, P. Minguzzi, M. Tonelli, A. Di Lieto, *J. Mol. Spectrosc.* 160 (1993) 359-370.
- [17] S.V. Khristenko, A.I. Maslov, V.P. Shevelko, *Molecules and their spectroscopic properties*, Springer-Verlag, Berlin, 1998.
- [18] C.G. Gray, K.E. Gubbins, *Theory of Molecular Fluids*, Oxford Univ. Press, New York, 1984.
- [19] J.P. Bouanich, G. Blanquet, J. Walrand, C.P. Courtoy, *J. Quant. Spectrosc. Radiat. Transfer* 36 (1986) 295-306.
- [20] G. Blanquet, J. Walrand, J.P. Bouanich, M. Lepère, *J. Mol. Spectrosc.* 206 (2001) 143-149.
- [21] C. Lerot, G. Blanquet, J.P. Bouanich, J. Walrand, M. Lepère, *J. Mol. Spectrosc.* 230 (2005) 153-160.
- [22] D. Lambot, A. Olivier, G. Blanquet, J. Walrand, J.P. Bouanich, *J. Quant. Spectrosc. Radiat. Transfer* 45 (1991) 145-155.
- [23] G. Birnbaum, *Adv. Chem. Phys.* 12 (1967) 487-548.
- [24] C. Lerot, J. Walrand, G. Blanquet, J.P. Bouanich, M. Lepère, *J. Mol. Spectrosc.* 217 (2003) 79-86.
- [25] J.P. Bouanich, J. Walrand, G. Blanquet, *J. Mol. Spectrosc.* 232 (2005) 40-46.
- [26] L.S. Rothman, I.E. Gordon, A. Barbe, D.Chris Benner, P.F. Bernath, M. Birk, L.R. Brown, V. Boudon, J.-P. Champion, K. Chance, L.H. Coudert, V. Dana, S. Fally, J.-M. Flaud, R.R. Gamache, A. Goldman, D. Jacquemart, N. Lacome, J.-Y. Mandin, S.T. Massie, S. Mikhailenko, J. Orphal, V. Perevalov, A. Perrin, C.P. Rinsland, M. Šimečková, M.A.H. Smith, S. Tashkun, J. Tennyson, R.A. Toth, A.C. Vandaele, J. Vander Auwera. *The Hitran 2008 Molecular Spectroscopic Database*, *J. Quant. Spectrosc. Radiat. Transfer* 110,533-572 (2009).
- [27] N. Jacquinet-Husson, N.A. Scott, A. Chédin, L. Crépeau, R. Armanta, V. Capelle, J. Orphal, A. Coustenis, C. Boone, N. Poulet-Crovisier, A. Barbe, M. Birk, L.R. Brown, C. Camy-Peyret, C. Claveau, K. Chance, N. Christidis, C. Clerbeaux, P.F. Coheur, V. Dana, L. Daumont, M.R. Debacker-Barilly, G. Di Lonardo, J.M. Flaud, A. Goldman, A. Hamdouni, Mikhailenko, M. Hess, M.D. Hurley, D. Jacquemart, I. Kleiner, P. Köpke, J.Y. Mandin, S. Massie, V. Nemtchinov, A. Nikitin, D. Newnham, A. Perrin, V.I. Perevalov, S. Pinnock, L. Régalia-Jarlot, C.P. Rinsland, A. Rublev, F. Shreier, L. Schult, K.M. Smith, S.A. Tashkun, J.L. Teffo, R.A. Toth, V.I. Tyuterev, J. Vander Auwera, P. Varanasi, G. Wagner. *THE*

GEISA SPECTROSCOPIC DATABASE: Current and future archive for Earth and planetary atmosphere studies, *J. Quant. Spectrosc. Radiat. Transfer* 109,1043-1059 (2008).

Captions of tables

Table 1. Molecular parameters for CH₃Br used in the calculations.

Table 2: Sample of calculated results for CH₃⁷⁹Br and CH₃⁸¹Br broadening coefficients γ_0 (cm⁻¹ atm⁻¹) by CH₃Br in the ^RR sub-branch of the ν_6 band with $r_{c(\text{lim})} = 29 \text{ \AA}$.

Table 3: Sample of calculated results for CH₃⁷⁹Br broadening coefficients γ_0 (cm⁻¹ atm⁻¹) in the various sub-branches of the ν_6 band with $r_{c(\text{lim})} = 29 \text{ \AA}$.

Captions of figures

Fig. 1. J -dependence of broadening coefficients γ_0 in the ^RR sub-branch of CH₃⁷⁹Br with $K=6$. The two curves represent calculated results with no limitation of the impact parameter, the upper curve is derived from the total potential defined by Eq. (5) and the lower curve is only derived from the dipole-dipole interaction. The experimental results (solid squares) are extracted from Table 2 of [3].

Fig. 2. J -dependence of broadening coefficients γ_0 in the ^PP sub-branch of CH₃⁷⁹Br. The upper graph corresponds to results for $K=1$ and the lower graph to results for $K=9$. The curves, from the upper to the lower, represent calculated results obtained, respectively, with $r_{c(\text{lim})} = 100, 50, 35, 29, \text{ and } 25 \text{ \AA}$. The experimental data (open squares) are extracted from Table 2 of [3] for any sub-branch with $K=1$ (upper graph) and $K=9$ (lower graph) of both isotopologues.

Fig. 3. Same legend as Fig. 1 but the calculation has been performed with a limited impact parameter $r_{c(\text{lim})} = 29 \text{ \AA}$.

Fig. 4. K -dependence of broadening coefficients γ_0 of CH₃⁷⁹Br in the different sub-branches for $J= 6, 10, 20, \text{ and } 40$. The calculated results with $r_{c(\text{lim})} = 29 \text{ \AA}$ are represented by lines and open symbols, whereas the experimental data (arising from [3] for both CH₃⁷⁹Br and CH₃⁸¹Br) are represented by solid symbols. Circles are for the ^RR sub-branch, upside down triangles for ^PR, diamonds for ^RP, squares for ^PP, triangles for ^RQ, and stars for ^PQ.

Fig. 5. J -dependence of broadening coefficients γ_0 for K ranging from 0 to 9. The calculation obtained for the $^R R$ sub-branch of $\text{CH}_3^{79}\text{Br}$ with $r_{c(\text{lim})} = 29 \text{ \AA}$ is represented by lines whereas the solid squares represent all the experimental data of [3] for both isotopologues and all sub-branches.

Table 1. Molecular parameters for CH₃Br used in the calculations.

Molecule	State	$A(\text{cm}^{-1})$	$B(\text{cm}^{-1})$	$D_J (10^{-7} \text{cm}^{-1})$	$D_{JK} (10^{-6} \text{cm}^{-1})$	$D_K (10^{-5} \text{cm}^{-1})$			
¹² CH ₃ ⁷⁹ Br	Ground	5.180632	0.319160556	3.2932	4.2913	8.47			
	ν_6	5.2101669	0.31802097	3.3060	4.3243	8.7832			
¹² CH ₃ ⁸¹ Br	Ground	5.180615	0.317947638	3.2694	4.2640	8.48			
	ν_6	5.2101408	0.3168128	3.2829	4.2961	8.7916			

Molecule	$M(\text{amu})$	$\mu(\text{D})$	$Q(\text{D}\cdot\text{\AA})$	$\varepsilon/k_B (\text{K})$	$\sigma(\text{\AA})$	$\alpha(\text{\AA}^3)$	γ	$U(\text{eV})$
¹² CH ₃ ⁷⁹ Br	93.9414	1.82171 ^a	3.55 ^b	441.9 ^c	3.939 ^c	5.87 ^b	0.115 ^d	10.541 ^b
¹² CH ₃ ⁸¹ Br	95.9394	1.82185 ^a	3.55 ^b	441.9 ^c	3.939 ^c	5.87 ^b	0.115 ^d	10.541 ^b

The spectroscopic parameters for CH₃Br are taken from [15] for the ground state and from [3] for the ν_6 state.

^a [16]; ^b [17]; ^c this work; ^d [18].

Note: The dipole moments are in Debye ($1\text{D} = 10^{-18} \text{esu} = 3.33564 \times 10^{-30} \text{C m}$), the quadrupole moments in Debye Ångström ($1\text{D}\text{\AA} = 10^{-26} \text{esu} = 3.33564 \times 10^{-40} \text{C m}^2$).

Table 2: Sample of calculated results for $\text{CH}_3^{79}\text{Br}$ and $\text{CH}_3^{81}\text{Br}$ broadening coefficients γ_0 ($\text{cm}^{-1} \text{atm}^{-1}$) by CH_3Br in the R sub-branch of the ν_6 band with $r_{c(\text{lim})} = 29 \text{ \AA}$.

J	K	$\gamma_0(\text{CH}_3^{79}\text{Br})$	$\gamma_0(\text{CH}_3^{81}\text{Br})$	J	K	$\gamma_0(\text{CH}_3^{79}\text{Br})$	$\gamma_0(\text{CH}_3^{81}\text{Br})$
2	0	0.4016	0.4003	30	0	0.3858	0.3850
2	1	0.3727	0.3714	30	1	0.3855	0.3848
2	2	0.2850	0.2839	30	2	0.3852	0.3845
				30	3	0.3846	0.3840
5	0	0.3610	0.3590	30	4	0.3840	0.3833
5	1	0.3558	0.3537	30	5	0.3831	0.3824
5	2	0.3448	0.3429	30	6	0.3821	0.3814
5	3	0.3260	0.3242	30	7	0.3808	0.3802
5	4	0.2937	0.2921	30	8	0.3794	0.3787
5	5	0.2256	0.2244	30	9	0.3778	0.3771
				30	10	0.3759	0.3753
10	0	0.4144	0.4115	40	0	0.2581	0.2583
10	1	0.4125	0.4097	40	1	0.2580	0.2582
10	2	0.4088	0.4060	40	2	0.2579	0.2581
10	3	0.4032	0.4004	40	3	0.2577	0.2579
10	4	0.3953	0.3926	40	4	0.2575	0.2577
10	5	0.3847	0.3820	40	5	0.2572	0.2575
10	6	0.3706	0.3681	40	6	0.2569	0.2571
10	7	0.3519	0.3496	40	7	0.2565	0.2568
10	8	0.3259	0.3237	40	8	0.2561	0.2564
10	9	0.2868	0.2850	40	9	0.2557	0.2559
10	10	0.2123	0.2111	40	10	0.2552	0.2554
15	0	0.4737	0.4708	50	0	0.1705	0.1708
15	1	0.4726	0.4697	50	1	0.1705	0.1707
15	2	0.4706	0.4677	50	2	0.1705	0.1707
15	3	0.4676	0.4647	50	3	0.1704	0.1706
15	4	0.4635	0.4607	50	4	0.1703	0.1706
15	5	0.4582	0.4554	50	5	0.1702	0.1705
15	6	0.4516	0.4488	50	6	0.1702	0.1704
15	7	0.4434	0.4407	50	7	0.1701	0.1703
15	8	0.4335	0.4309	50	8	0.1699	0.1702
15	9	0.4215	0.4190	50	9	0.1698	0.1701
15	10	0.4068	0.4044	50	10	0.1697	0.1699
20	0	0.4816	0.4792	60	0	0.1255	0.1255
20	1	0.4810	0.4786	60	1	0.1254	0.1254
20	2	0.4798	0.4775	60	2	0.1254	0.1254
20	3	0.4782	0.4758	60	3	0.1254	0.1254
20	4	0.4759	0.4736	60	4	0.1254	0.1254
20	5	0.4731	0.4708	60	5	0.1253	0.1253
20	6	0.4696	0.4673	60	6	0.1253	0.1253
20	7	0.4653	0.4631	60	7	0.1253	0.1253
20	8	0.4604	0.4581	60	8	0.1252	0.1252
20	9	0.4545	0.4523	60	9	0.1252	0.1252
20	10	0.4477	0.4455	60	10	0.1252	0.1252

Table 3: Sample of calculated results for $\text{CH}_3^{79}\text{Br}$ broadening coefficients γ_0 ($\text{cm}^{-1} \text{atm}^{-1}$) in the various sub-branches of the ν_6 band with $r_{c(\text{lim})} = 29 \text{ \AA}$.

J	K	$\gamma_0(^R R)$	$\gamma_0(^P R)$	$\gamma_0(^R P)$	$\gamma_0(^P P)$	$\gamma_0(^R Q)$	$\gamma_0(^P Q)$
2	0	0.4016		0.4152		0.4110	
2	1	0.3727	0.4007		0.4179	0.3706	0.4110
2	2	0.2850	0.3694		0.3344		0.3707
5	0	0.3610		0.3672		0.3611	
5	1	0.3558	0.3615	0.3601	0.3668	0.3555	0.3611
5	2	0.3448	0.3572	0.3435	0.3588	0.3431	0.3555
5	3	0.3260	0.3473	0.3114	0.3414	0.3207	0.3431
5	4	0.2937	0.3296		0.3086	0.2786	0.3207
5	5	0.2256	0.2984		0.2366		0.2787
10	0	0.4144		0.3996		0.4057	
10	1	0.4125	0.4146	0.3979	0.3994	0.4039	0.4057
10	2	0.4088	0.4130	0.3940	0.3972	0.4002	0.4039
10	3	0.4032	0.4097	0.3879	0.3929	0.3944	0.4002
10	4	0.3953	0.4044	0.3792	0.3864	0.3862	0.3944
10	5	0.3847	0.3969	0.3670	0.3771	0.3749	0.3861
10	6	0.3706	0.3867	0.3502	0.3643	0.3597	0.3749
10	7	0.3519	0.3731	0.3265	0.3469	0.3390	0.3597
10	8	0.3259	0.3549	0.2901	0.3224	0.3091	0.3389
10	9	0.2868	0.3295		0.2850	0.2602	0.3090
10	10	0.2123	0.2913		0.2129		0.2601
15	0	0.4737		0.4660		0.4685	
15	1	0.4726	0.4737	0.4650	0.4659	0.4676	0.4685
15	2	0.4706	0.4728	0.4628	0.4647	0.4655	0.4676
15	3	0.4676	0.4709	0.4596	0.4624	0.4625	0.4655
15	4	0.4635	0.4681	0.4551	0.4591	0.4583	0.4624
15	5	0.4582	0.4641	0.4492	0.4544	0.4528	0.4582
15	6	0.4516	0.4589	0.4418	0.4484	0.4458	0.4528
15	7	0.4434	0.4524	0.4327	0.4408	0.4373	0.4458
15	8	0.4335	0.4444	0.4213	0.4314	0.4268	0.4372
15	9	0.4215	0.4347	0.4074	0.4199	0.4140	0.4268
15	10	0.4068	0.4229	0.3899	0.4057	0.3981	0.4139
20	0	0.4816		0.4846		0.4815	
20	1	0.4810	0.4816	0.4840	0.4846	0.4809	0.4815
20	2	0.4798	0.4811	0.4829	0.4839	0.4798	0.4810
20	3	0.4782	0.4801	0.4811	0.4827	0.4782	0.4798
20	4	0.4759	0.4785	0.4786	0.4807	0.4759	0.4782
20	5	0.4731	0.4763	0.4755	0.4782	0.4730	0.4759
20	6	0.4696	0.4736	0.4716	0.4749	0.4694	0.4730
20	7	0.4653	0.4702	0.4669	0.4710	0.4650	0.4694
20	8	0.4604	0.4661	0.4613	0.4662	0.4598	0.4650
20	9	0.4545	0.4612	0.4547	0.4605	0.4537	0.4598
20	10	0.4477	0.4554	0.4469	0.4537	0.4464	0.4537
30	0	0.3858		0.3994		0.3910	
30	1	0.3855	0.3858	0.3993	0.3994	0.3909	0.3910
30	2	0.3852	0.3857	0.3989	0.3991	0.3905	0.3909
30	3	0.3846	0.3854	0.3984	0.3987	0.3900	0.3905
30	4	0.3840	0.3850	0.3978	0.3981	0.3894	0.3900
30	5	0.3831	0.3843	0.3969	0.3974	0.3885	0.3894
30	6	0.3821	0.3836	0.3958	0.3964	0.3875	0.3885
30	7	0.3808	0.3826	0.3945	0.3952	0.3863	0.3875

30	8	0.3794	0.3815	0.3929	0.3938	0.3848	0.3863
30	9	0.3778	0.3802	0.3912	0.3922	0.3832	0.3848
30	10	0.3759	0.3786	0.3892	0.3904	0.3813	0.3832
40	0	0.2581		0.2701		0.2631	
40	1	0.2580	0.2581	0.2701	0.2700	0.2631	0.2631
40	2	0.2579	0.2581	0.2700	0.2699	0.2631	0.2631
40	3	0.2577	0.2581	0.2699	0.2698	0.2630	0.2630
40	4	0.2575	0.2580	0.2697	0.2696	0.2629	0.2629
40	5	0.2572	0.2578	0.2695	0.2694	0.2627	0.2627
40	6	0.2569	0.2576	0.2692	0.2691	0.2624	0.2624
40	7	0.2565	0.2574	0.2689	0.2687	0.2622	0.2622
40	8	0.2561	0.2571	0.2685	0.2683	0.2618	0.2618
40	9	0.2557	0.2568	0.2681	0.2678	0.2614	0.2614
40	10	0.2552	0.2565	0.2676	0.2673	0.2610	0.2610
50	0	0.1705		0.1774		0.1736	
50	1	0.1705	0.1706	0.1775	0.1774	0.1736	0.1736
50	2	0.1705	0.1706	0.1775	0.1774	0.1735	0.1736
50	3	0.1704	0.1706	0.1775	0.1773	0.1735	0.1735
50	4	0.1703	0.1706	0.1774	0.1772	0.1735	0.1735
50	5	0.1702	0.1706	0.1774	0.1772	0.1734	0.1735
50	6	0.1702	0.1706	0.1774	0.1771	0.1733	0.1734
50	7	0.1701	0.1706	0.1773	0.1770	0.1733	0.1733
50	8	0.1699	0.1705	0.1773	0.1769	0.1732	0.1733
50	9	0.1698	0.1705	0.1772	0.1767	0.1731	0.1732
50	10	0.1697	0.1704	0.1771	0.1766	0.1730	0.1731
60	0	0.1255		0.1288		0.1270	
60	1	0.1254	0.1255	0.1288	0.1288	0.1270	0.1270
60	2	0.1254	0.1255	0.1289	0.1288	0.1270	0.1270
60	3	0.1254	0.1255	0.1289	0.1287	0.1270	0.1270
60	4	0.1254	0.1256	0.1289	0.1287	0.1270	0.1270
60	5	0.1253	0.1256	0.1289	0.1287	0.1270	0.1270
60	6	0.1253	0.1256	0.1289	0.1287	0.1270	0.1270
60	7	0.1253	0.1256	0.1289	0.1286	0.1270	0.1270
60	8	0.1252	0.1256	0.1289	0.1286	0.1269	0.1270
60	9	0.1252	0.1256	0.1289	0.1285	0.1269	0.1269
60	10	0.1252	0.1256	0.1289	0.1285	0.1269	0.1269

Fig. 1. J -dependence of broadening coefficients γ_0 in the $^R R$ sub-branch of $\text{CH}_3^{79}\text{Br}$ with $K=6$. The two curves represent calculated results with no limitation of the impact parameter, the upper curve is derived from the total potential defined by Eq. (5) and the lower curve is only derived from the dipole-dipole interaction. The experimental results (solid squares) are extracted from Table 2 of [3].

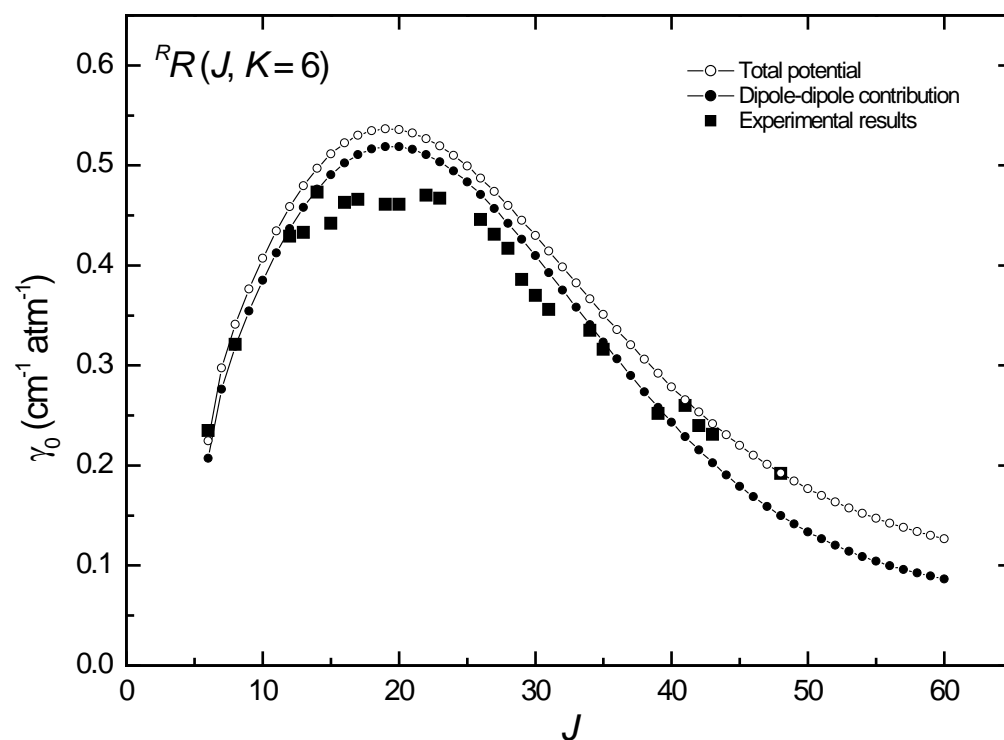


Fig. 2. . J -dependence of broadening coefficients γ_0 in the ${}^P P$ sub-branch of $\text{CH}_3{}^{79}\text{Br}$. The upper graph corresponds to results for $K=1$ and the lower graph to results for $K=9$. The curves, from the upper to the lower, represent calculated results obtained, respectively, with $r_{c(\text{lim})} = 100, 50, 35, 29,$ and 25 \AA . The experimental data (open squares) are extracted from Table 2 of [3] for any sub-branch with $K=1$ (upper graph) and $K=9$ (lower graph) of both isotopologues.

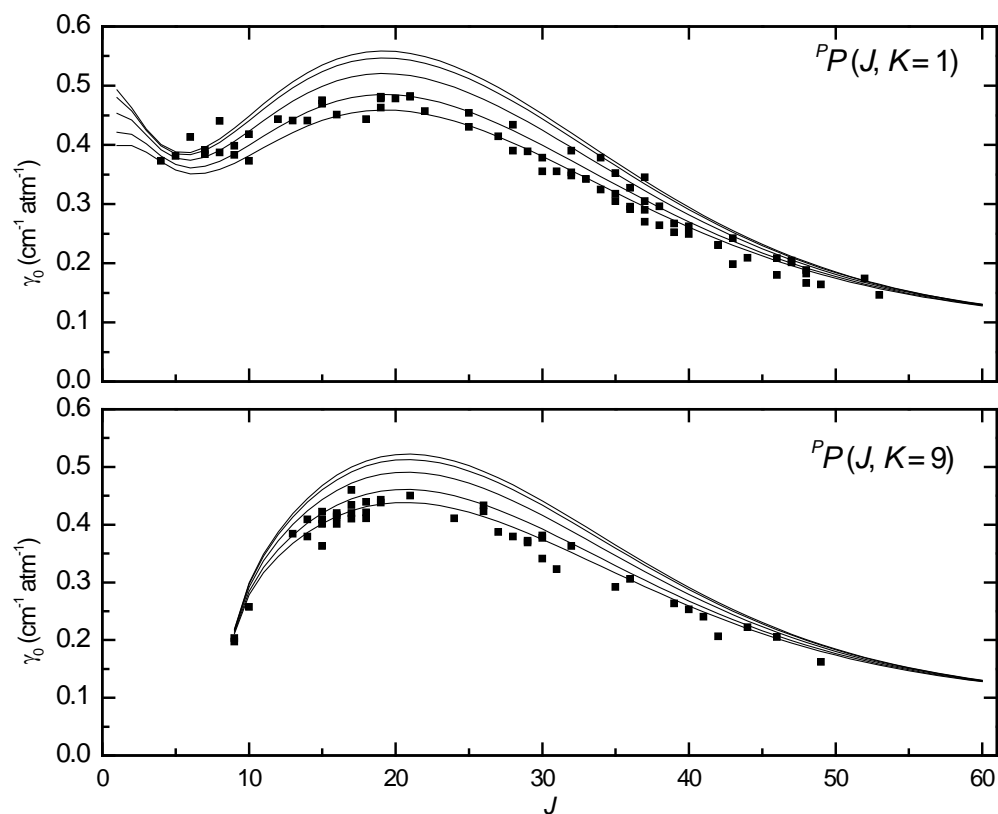


Fig. 3. Same legend as Fig. 1 but the calculation has been performed with a limited impact parameter $r_{c(\text{lim})} = 29 \text{ \AA}$.

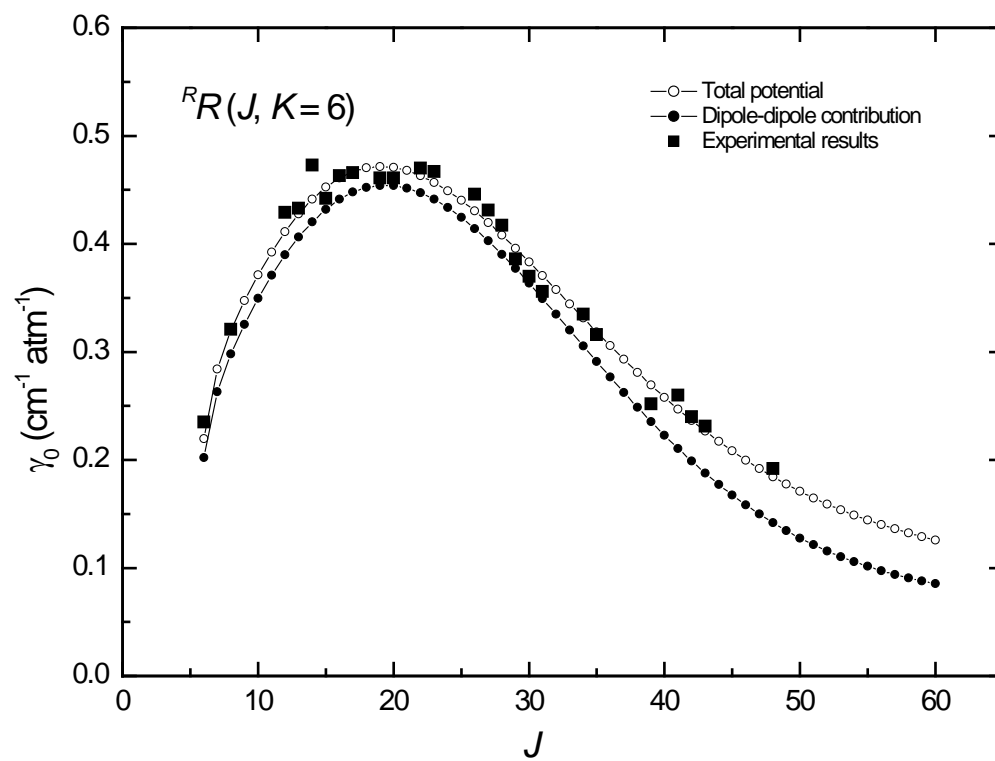


Fig. 4. K -dependence of broadening coefficients γ_0 of $\text{CH}_3^{79}\text{Br}$ in the different sub-branches for $J=6, 10, 20,$ and 40 . The calculated results with $r_{c(\text{lim})}=29 \text{ \AA}$ are represented by lines and open symbols, whereas the experimental data (arising from [3] for both $\text{CH}_3^{79}\text{Br}$ and $\text{CH}_3^{81}\text{Br}$) are represented by solid symbols. Circles are for the $^R R$ sub-branch, upside down triangles for $^P R$, diamonds for $^R P$, squares for $^P P$, triangles for $^R Q$, and stars for $^P Q$.

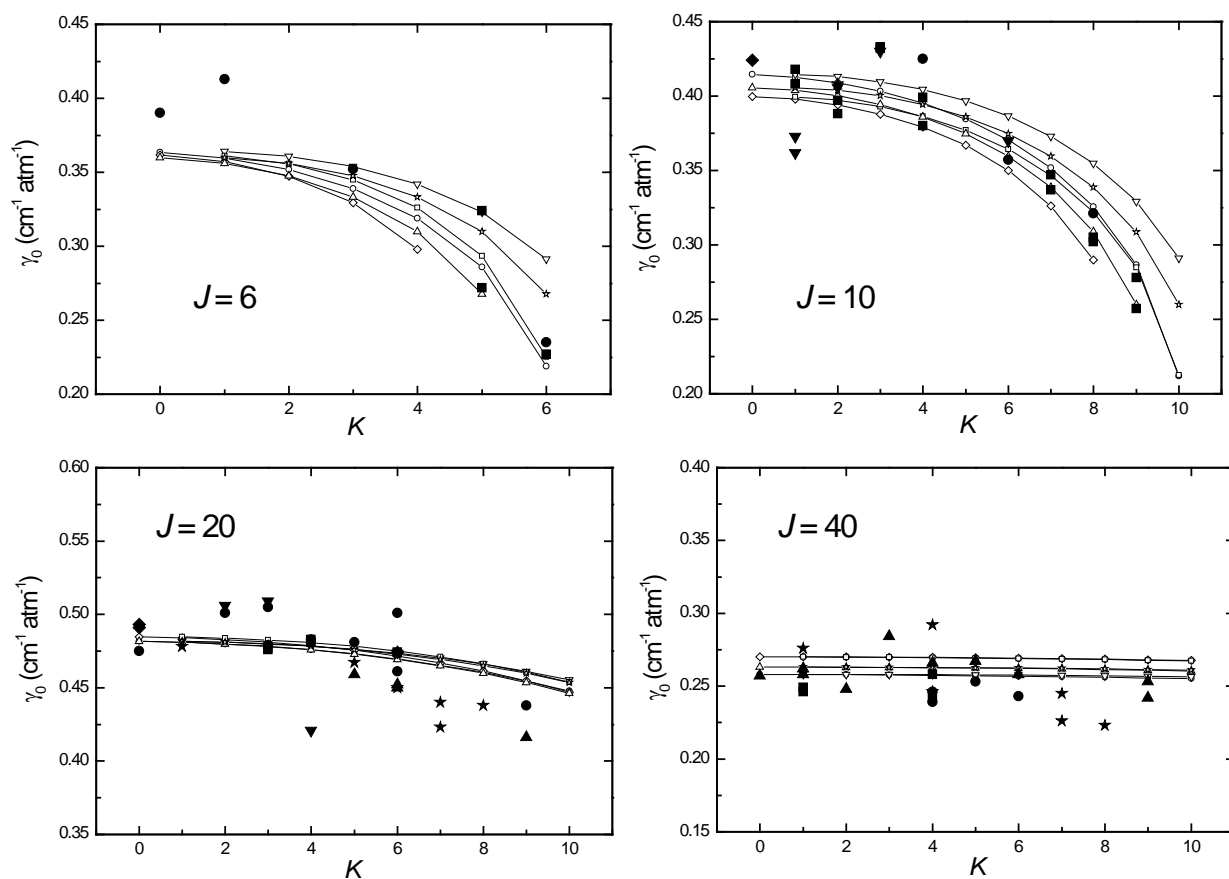


Fig. 5. J -dependence of broadening coefficients γ_0 for K ranging from 0 to 9. The calculation obtained for the $^R R$ sub-branch of $\text{CH}_3^{79}\text{Br}$ with $r_{\text{c(lim)}} = 29 \text{ \AA}$ is represented by lines whereas the solid squares represent all the experimental data of [3] for both isotopologues and all sub-branches

