



HAL
open science

TDOA estimation method using 60 GHz OFDM spectrum

Ahmadreza Jafari, Luca Petrillo, Julien Sarrazin, David Lautru, Philippe de Doncker, Aziz Benlarbi-Delai

► **To cite this version:**

Ahmadreza Jafari, Luca Petrillo, Julien Sarrazin, David Lautru, Philippe de Doncker, et al.. TDOA estimation method using 60 GHz OFDM spectrum. *International Journal of Microwave and Wireless Technologies*, 2015, 7 (1), pp.31 - 35. 10.1017/S1759078714000324 . hal-00966673

HAL Id: hal-00966673

<https://hal.sorbonne-universite.fr/hal-00966673>

Submitted on 27 Mar 2014

HAL is a multi-disciplinary open access archive for the deposit and dissemination of scientific research documents, whether they are published or not. The documents may come from teaching and research institutions in France or abroad, or from public or private research centers.

L'archive ouverte pluridisciplinaire **HAL**, est destinée au dépôt et à la diffusion de documents scientifiques de niveau recherche, publiés ou non, émanant des établissements d'enseignement et de recherche français ou étrangers, des laboratoires publics ou privés.

TDOA Estimation Method Using 60GHz OFDM Spectrum

A. JAFARI¹, L. Petrillo², J. Sarrazin¹, D. Lautru³, P. De Doncker², A. Benlarbi-Delai¹

¹UPMC Univ Paris 06, UR2, L2E, BC 252, 4 place Jussieu, 75005 Paris, France

²OPERA Dpt.-Wireless communication Group, Ecole Polytechnique de Bruxelles, Bruxelles, 1050 Belgique

³LEME, EA 4416, Universite Paris Ouest Nanterre La Defense, 50 rue de Sevres, 92410 Ville d'Avray, France

In the field of high data rate wireless communications, localization issues play a key role in achieving energy efficient communication and geographic routing. TDOA (Time Difference Of Arrival) based localization methods present numerous advantages. In this paper, a new method of TDOA estimation is proposed. With this method, unlike conventional TDOA measurements, it is possible to perform communication and localization at the same time by using a MISO system. By transmitting UWB OFDM signals using spatial diversity, it is possible to extract TDOA from interference patterns in spectral domain. In addition, increasing the precision of localization is also studied using a multi-band approach. This whole study is made within the framework of the WiGig alliance specifications, however it is compatible with other standards.

Keywords:

Corresponding author: A. JAFARI; email: ahmadreza.jafari@etu.upmc.fr; phone: +33667335436

I INTRODUCTION

In the coming years, home wireless systems are expected to provide multi-gigabyte data rates, thus replacing cables for indoor communications. Wide-band communications using complex modulations such as OFDM (Orthogonal Frequency Division Multiplexing) are used more and more in short-range applications such as video streaming, wireless USB, etc. However, the current commercial wireless systems do not yet reach the necessary data rates for heavy applications such as HD video. Therefore, there is presently an attempt to develop a wireless UWB (Ultra Wide Band) technology at 60 GHz, providing an available bandwidth of 5 GHz everywhere [1]. In this context, IEEE 802.15.3c standard has already been proposed, whereas other specifications, for example WiGig, are being elaborated [2, 3]. Energy consumption in wireless networks is an essential factor with respect to its environmental impact as well as autonomy of the system. And this is even more so in the case of 60 GHz communications compared to the conventional wireless networks due to strong millimeter wave attenuation [4, 5]. Focalization of energy can lead to a decrease in consumption and to increasing the distance range of the wireless communications. This is why under development 60 GHz standards consider

beam-forming. However, to be able to perform spatial focalization, communicating devices should be able to determine their locations. In addition, localization plays an important role in achieving a precise, low consumption wireless communication, since it is the basis of routing algorithms in multi-nodes networks [6]. In this article, a new technique of TDOA (Time Difference Of Arrival) estimation for wide-band wireless networks at 60 GHz in indoor applications is presented. It uses interferences in OFDM signal spectrum at the receiver (RX) in order to estimate the TDOA. This approach, allows to perform localization and data transmission simultaneously. The paper is organized as follows: in section II, concepts and formulations are presented. In section III, a simulation example is given and in section IV, a multi-band approach is explored in order to improve accuracy. Finally, section V concludes the paper.

II CONCEPTS AND FORMULATIONS

A) Concept

In this paper, we focus on TDOA estimation because of its high precision in wireless indoor applications and the fact that the synchronization of reference devices (RD) and mobile device (MD) is not required in this positioning method. TDOA estimation is classically computed by using correlation techniques. In addition, DSSS (direct-sequence spread spectrum) signals can be used to extract the TDOA [7, 8]. As presented in Figure. 1, multiple reference devices receive signal from one transmitter (mobile device) and the relative position of MD is determined by measuring the difference in time-arrival at each RD. By extracting the TDOA, the locus of points with constant range differences between two RD's, a hyperbola, is obtained.

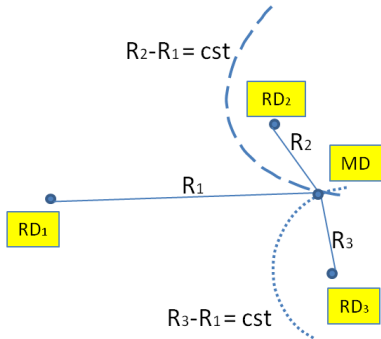


Figure 1: Classical TDOA positioning method.

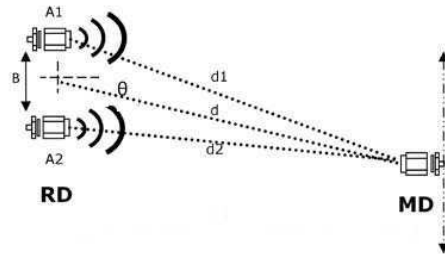


Figure 2: New proposed TDOA extraction method.

A 2-D target location can be estimated from the intersections of two or more hyperbolas, as shown in Figure. 1. Two hyperbolas are formed from TDOA measurements at three fixed RD's to provide an intersection point, which locates the MD. As presented in Figure. 1, in classical TDOA-based 1D localization, two reference devices are needed. In the proposed method, as shown in Figure. 2, only one reference device with two antennas is used. The two antennas transmit the same signal provided by a unique source. The spectrum of the received signal should be observed, and thanks to interferometry techniques in the frequency domain [9], the TDOA can be extracted as explained in the

following section. In this approach, the baseline B (the distance between the two RD antennas) is relatively small, and, therefore, a wide-band signal should be used in order to extract small TDOA.

B) Formulation

To implement this technique, a MISO (Multi Input Single Output) structure is used. To do so, a reference device (RD) with two antennas A_1 and A_2 and a mobile device (MD) are placed in an indoor environment. The distance between MD and A_1 is d_1 and between MD and A_2 is d_2 . In the case of LOS (Line Of Sight) between RD and MD, the delays of propagation are $\tau_1 = d_1/c$ and $\tau_2 = d_2/c$, with c the speed of light. A_1 and A_2 transmit the same OFDM 60 GHz signals with a sample rate frequency F_s , N sub-carriers and M data sub-carriers, but with a delay of τ_p . τ_p is applied as suggested in [10], in order to vary the delay of the signal in a predetermined manner. If we call, $x(t)$, the baseband complex envelope (CE) signal and, $x_{RF}(t)$, the RF representation of the transmitted signal, following equations are obtained:

$$x(t) = \sum_{k=-N/2}^{N/2-1} c_k e^{i2\pi k F_s t / N} = \sum_{k=-M/2}^{M/2-1} c_k e^{i2\pi k F_s t / N} \quad (1)$$

and

$$x_{RF}(t) = \Re(x(t)e^{i2\pi F_{RF}t}) \quad (2)$$

where \Re is real part operator, c_k are complex coefficients, with k the carrier index and F_{RF} the RF frequency. Calling channel gains between A_1 and MD, and A_2 and MD, h_1 and h_2 , respectively, the time invariant channel impulse responses in the CE domain for the two different delays of propagation, τ_1 and τ_2 , are:

$$h_1(t) = h_1 e^{-i2\pi F_{RF}\tau_1} \delta(t - \tau_1) \quad (3)$$

and

$$h_2(t) = h_2 e^{-i2\pi F_{RF}(\tau_2 + \tau_p)} \delta(t - \tau_2 - \tau_p) \quad (4)$$

where δ is the Dirac function. Then, the received signal at MD, $y(t) = x(t) \otimes h(t)$ in CE domain is equal to:

$$y(t) = h_1 x(t - \tau_1) e^{-i2\pi F_{RF}\tau_1} + h_2 x(t - \tau_2 - \tau_p) e^{-i2\pi F_{RF}(\tau_2 + \tau_p)} \quad (5)$$

The two antennas at RD being relatively close to each other, we can assume in a LOS scenario, that $h_2 = h_1$. Assuming that $\tau = \tau_p + \tau_2 - \tau_1$, the received signal in the frequency domain can be presented as follows:

$$Y(f) = h_1 \sum_{k=-M/2}^{M/2} c_k \delta(f - kF_s/N) e^{-i2\pi(kF_s/N + F_{RF})(\tau_2 + \tau_p - \tau)} [1 + e^{-i2\pi(kF_s/N + F_{RF})\tau}] \quad (6)$$

From equation (6), it can be shown that in the received spectrum, carriers k are canceled for values of τ given by:

$$\tau = \frac{(2n+1)}{2(\frac{kF_s}{N} + F_{RF})} \quad n = 0, 1, 2, \dots \quad (7)$$

Equation (7) can also be presented as follows:

$$\frac{kF_s}{N} = \frac{(2n+1)}{2\tau} - F_{RF} \quad n = 0, 1, 2, \dots \quad (8)$$

where $\frac{kF_s}{N}$ is the k^{th} sub-carrier. The frequency difference between two consecutive null sub-carriers (or minimum power sub-carriers in practice), $F_n = \frac{k_n F_s}{N} + F_{RF}$ and $F_{n+1} = \frac{k_{n+1} F_s}{N} + F_{RF}$, is written as:

$$F_{n+1} - F_n = \frac{\Delta k F_s}{N} = \frac{1}{\tau} \quad n = 0, 1, 2, \dots \quad (9)$$

where $\Delta k = k_{n+1} - k_n$ and we supposed $\tau \geq 0$. Equation (9) shows that τ can be obtained on the received signal spectrum by measuring the frequency difference between two minimum power points or the difference between indexes of two consecutive minimum sub-carriers. Therefore, the value of TDOA = $\tau_2 - \tau_1 = \tau - \tau_p$ is also obtained. The limit values of τ that guarantee the cancellation of two sub-carriers are $\tau_{min} = \frac{2N}{MF_s}$ and $\tau_{max} = \frac{3N}{MF_s}$. These values ensure the cancellation of at least two and at most three sub-carriers. Indeed, although the cancellation of more than two sub-carriers within the received spectrum does not affect the localization of an MD, it translates in a larger loss of the information carried by the OFDM symbols. Remembering that $\tau = \tau_p + \tau_2 - \tau_1 = \tau_p + \text{TDOA}$, the value of τ_p can be chosen to measure $\tau_2 - \tau_1$ with the maximum of dynamic range. The value of τ_p , is consequently chosen as $(\tau_{max} + \tau_{min})/2$.

III SIMULATION AND SYSTEM DESCRIPTION

Knowing the range of TDOA values that can be measured with the OFDM signal used, a possible configuration is proposed to perform the localization of an MD in a room. In Fig. 2, this configuration is presented with B the baseline distance and θ the angle of MD from baseline center. A_1 transmits the same signal as A_2 with a delay of τ_p . The OFDM parameters are fixed according to the IEEE 802.15.3c standard. We thus consider $F_s = 2,64$ GHz, $N = 512$ and $M = 354$. Therefore, the value of τ_p is fixed at 1.37 ns. As an example, with a baseline B=8 cm and an MD located at d=2 m from RD with an angle of $\theta = 60^\circ$, the theoretical value of $\tau = \tau_p + \text{TDOA}$ is $\tau = 1.14$ ns, considering a LOS propagation. Therefore, according to equation (9), $\Delta k = 170$ is expected. It should be

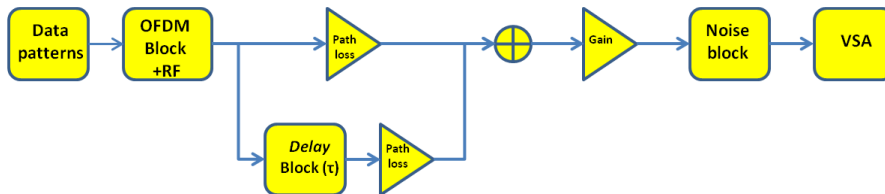


Figure 3: Scheme of the simulated bench.

noticed that the distance between RD antennas is chosen in such a way that the condition $\tau_{min} \leq \tau \leq \tau_{max}$ is satisfied. It should also be emphasized that if the delay τ_p was not considered ($\tau_p = 0$), then the baseline should have been chosen equal to $B=40$ cm in order to obtain the same value of $\tau = 1.14$ ns. To demonstrate the feasibility of our approach, a 60 GHz communication system is simulated using SystemVue software. As shown in Fig. 3, two direct paths with different path losses are considered, a delay block is used to define τ and a noise block and gain blocks are added in a manner to obtain at the receiver, an SNR of about 30 dB.

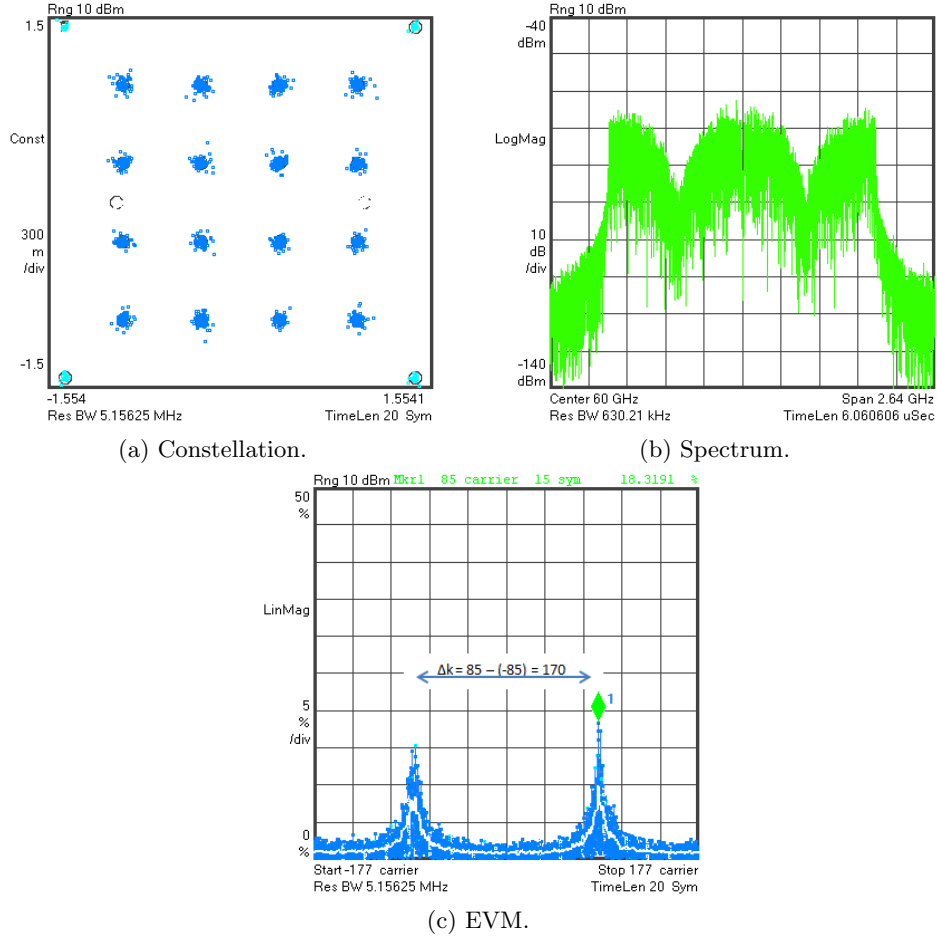


Figure 4: Constellation, spectrum and EVM of received signal in LOS scenario.

Fig. 4a, Fig. 4b and Fig. 4c present respectively the constellation, the spectrum and the EVM (Error vector magnitude) of the received signal. As shown in Fig. 4a, the constellation at the RX presents a high quality communication in the LOS case. However, as shown in Fig. 4b, the spectrum of the signal is totally deformed and the positions of minimum power points lead us to extracting TDOA. A precise estimation of TDOA can be performed by looking at the EVM of received signal. As shown in Fig. 4c, the average EVM of received signal is about 2.5 percent but at the minimum power sub-carriers the EVM is about 15 percent. Therefore, the position of minimum power sub-carriers can be easily distinguished among the other sub-carriers. Fig. 4c confirms the value of 170 for

Δk , as predicted by the theory. This technique is a promising one as the localization data are carried by the minimum power sub-carriers, and therefore readily available from base-band processing.

IV Multi-band approach

As mentioned previously, the new proposed TDOA principle is based on the spectrum of the received interfered signal. Obviously, when a larger bandwidth is provided, a more precise TDOA can be achieved and hence a better localization. In the previous section, we considered an effective bandwidth of 2 GHz. Transmission of a wider bandwidth is not possible due to technology, standards and components' limitations. So a multi-band approach is proposed to encounter this problem. In this case, the localization and communication can not be achieved at the same time. Nevertheless, by using a multi-band system and a signal post processing, the total available bandwidth when using 60 GHz bands, which is 7 GHz, can be used. To experimentally prove the multi-band approach, a wire-line communication and signals at the lower frequency bandwidths are chosen. To introduce the delay, two coaxial cables with different lengths were connected to the two channels of AWG (arbitrary waveform generator) where the same OFDM signals were generated ($\tau_p = 0$). As shown in Fig. 5, the two cables are then connected to a power combiner working in the 1-4 GHz band. The output signal is then connected to the VSA (vector signal analyzer) for detection and demodulation. For the multi-band approach, 6 OFDM signals with 500 MHz bandwidth each but with different center frequencies are generated in a manner that the whole 3 GHz bandwidth available between 1 to 4 GHz can be utilized. In each experiment one of these 6 OFDM signals is transmitted. At the end, the saved results are concatenated to cover the whole spectrum as shown in Fig. 6. Depending on the different delays, the positions of minimum power points change in the spectrum as expected. Three different delays are studied by changing the relative lengths of the two coaxial cables.

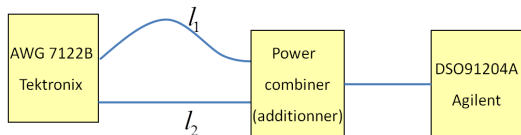


Figure 5: Multi band experimental schematic.

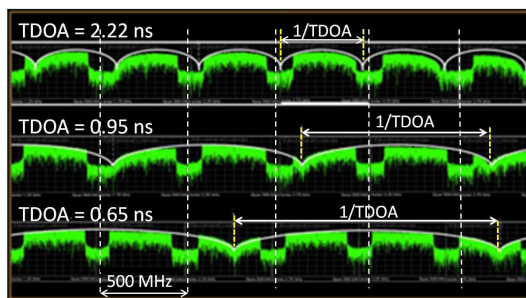


Figure 6: Concatenated multi-band received signals for three different TDOA values.

To extract the highest TDOA value, $TDOA = 2.2$ ns, only one window of 500 MHz is sufficient since two consecutive minimum power points can be visualized in this bandwidth. But for $TDOA = 0.95$ ns and $TDOA = 0.65$ ns, respectively, three and four windows of 500 MHz are required. The frequency difference between two minimum power points is equal to $1/TDOA$. To extract lower values of TDOA, wider bandwidths are required, thereby involving more windows.

V CONCLUSION

In this paper, a new method to estimate the TDOA is presented. This method is particularly well-suited for 60 GHz communication systems that use UWB OFDM signals. It was shown that, in the hypothesis of LOS scenario and the use of two antennas at reference device (RD), it is possible to extract TDOA on which localization algorithms are based. Besides, this technique, contrary to classical measurements of TDOA, has the advantage of performing localization and communication simultaneously. In addition, only one reference device with two antennas is used instead of two reference devices. A multi-band approach is also proposed to increase the localization precision. This approach has been experimentally verified at lower frequencies.

REFERENCES

- [1] C.J. Hansen; Wigig: Multi-gigabit wireless communications in the 60 ghz band. *Wireless Communications, IEEE*, 18(6):6-7, 2011.
- [2] T. Baykas, Chin-Sean Sum, Zhou Lan, Junyi Wang, M.A. Rahman, H. Harada, and S. Kato; IEEE 802.15.3c: the first iee wireless standard for data rates over 1 gb/s. *Communications Magazine, IEEE*, 49(7):114-121, 2011.
- [3] Su Khiong Yong and Chia-Chin Chong; An overview of multigigabit wireless through millimeter wave technology: Potentials and technical challenges. *EURASIP Journal on Wireless Communications and Networking*, 2007(1):078907, 2007.
- [4] Cheolhee Park and T.S. Rappaport; Short-range wireless communications for next-generation networks: Uwb, 60 ghz millimeter-wave wpan, and zigbee. *Wireless Communications, IEEE*,14(4):70-78, 2007.
- [5] N. Patwari, J.N. Ash, S. Kyperountas, A.O. Hero, R.L. Moses, and N.S. Correal; Locating the nodes: cooperative localization in wireless sensor networks. *Signal Processing Magazine, IEEE*, 22(4):54-69, 2005.
- [6] J.N. Al-Karaki and A.E. Kamal; Routing techniques in wireless sensor networks: a survey. *Wireless Communications, IEEE*, 11(6):6-28, 2004.
- [7] Hui Liu, H. Darabi, P. Banerjee, and Jing Liu; Survey of wireless indoor positioning techniques and systems. *Systems, Man, and Cybernetics, Part C: Applications and Reviews, IEEE Transactions on*, 37(6):10671080, 2007.
- [8] Xinrong Li, K. Pahlavan, M. Latva-aho, and M. Ylianttila; Comparison of indoor geolocation methods in dsss and ofdm wireless lan systems. In *Vehicular Technology Conference, 2000. IEEE-VTS Fall VTC 2000. 52nd*, volume 6, pages 3015-3020 vol.6, 2000.
- [9] M. Bocquet, C. Loyez, and A. Benlarbi-Delai; Using enhanced-tdoa measurement for indoor positioning. *Microwave and Wireless Components Letters, IEEE*, 15(10):61-614, 2005.
- [10] K. Panta and J. Armstrong. Indoor localisation using white leds. *Electronics Letters*, 48(4):228-230, 2012.



Ahmadreza Jafari is currently a PhD student at the electronic and electromagnetism laboratory of UPMC, Paris. His fields of research is millimeter wave communication and localization.



Luca Petrillo received the PhD degree in Electronic Engineering from the University Pierre and Marie Curie (UPMC), Paris, France, in 2012. He is currently a post-doctoral researcher at the Department OPERA of the Universite Libre de Bruxelles, Belgium. His fields of research are radio wave propagation, localization and body area networks.



Julien SARRAZIN received his PhD degree from the University of Nantes in France, in 2008. Since September 2012, he is currently Associate Professor at the Electronics and Electromagnetism Lab (L2E) of the University of Pierre and Marie Curie (UPMC) in Paris. His research interests includes Body Area Networks (BAN), antenna design and MIMO systems.



David Lautru received the PhD degree in Electrical Engineering from the University Pierre and Marie Curie (UPMC), Paris, France, in 2000. He is currently Professor at the Laboratory Energetics Mechanical Electromagnetism (LEME) of the University Paris Ouest Nanterre La Defense.



Philippe De Doncker received the M.Sc. in physics engineering and Ph.D. degrees from the Universite libre de Bruxelles (ULB), Belgium, in 1996 and 2001, respectively. He is currently Professor with the Universit libre de Bruxelles. His research interests focus on wireless communications and electromagnetism.



Aziz Benlarbi-Delai received his PhD degree from the University of Lille I in 1992. He is currently Professor and head of the Electronics and Electromagnetism Lab (L2E) of the university Pierre and Marie Curie (UPMC) in Paris. His research interests focus on millimetre wave communication and localization for green radio and intelligent ambient issues.

List of figures

Fig. 1. Classical TDOA positioning method.

Fig. 2. New proposed TDOA extraction method.

Fig. 3. Scheme of the simulated bench.

Fig. 4. Constellation, spectrum and EVM of received signal in LOS scenario.

Fig. 5. Multi band experimental schematic.

Fig. 6. Concatenated multi-band received signals for three different TDOA values.