



HAL
open science

The effect of dispersion interactions on the properties of LiF in condensed phases

Dario Corradini, Dario Marrocchelli, Paul A Madden, Mathieu Salanne

► To cite this version:

Dario Corradini, Dario Marrocchelli, Paul A Madden, Mathieu Salanne. The effect of dispersion interactions on the properties of LiF in condensed phases. *Journal of Physics: Condensed Matter*, 2014, 26, pp.244103. 10.1088/0953-8984/26/24/244103 . hal-01091903

HAL Id: hal-01091903

<https://hal.sorbonne-universite.fr/hal-01091903>

Submitted on 8 Dec 2014

HAL is a multi-disciplinary open access archive for the deposit and dissemination of scientific research documents, whether they are published or not. The documents may come from teaching and research institutions in France or abroad, or from public or private research centers.

L'archive ouverte pluridisciplinaire **HAL**, est destinée au dépôt et à la diffusion de documents scientifiques de niveau recherche, publiés ou non, émanant des établissements d'enseignement et de recherche français ou étrangers, des laboratoires publics ou privés.

Effect of dispersion interactions on the properties of LiF in condensed phases

Dario Corradini^{1,2}, Dario Marrocchelli³, Paul A. Madden⁴ and Mathieu Salanne^{1,2}

¹ Sorbonne Universités, UPMC Univ Paris 06, UMR 8234, PHENIX, F-75005, Paris, France

² CNRS, UMR 8234, PHENIX, F-75005, Paris, France

³ Department of Materials Science and Engineering,

Massachusetts Institute of Technology, Cambridge, MA, USA and

⁴ Department of Materials, University of Oxford, Parks Road, Oxford OX1 3PH, UK

Classical molecular dynamics simulations are performed on LiF in the framework of the polarizable ion model. The overlap-repulsion and polarization terms of the interaction potential are derived on a purely non empirical, first-principles basis. For the dispersion, three cases are considered: a first one in which the dispersion parameters are set to zero and two others in which they are included, with different parameterizations. Various thermodynamic, structural and dynamic properties are calculated for the solid and liquid phases. The melting temperature is also obtained by direct coexistence simulations of the liquid and solid phases. Dispersion interactions appear to have an important effect on the density of both phases and on the melting point, although the liquid properties are not affected when simulations are performed in the *NVT* ensemble at the experimental density.

INTRODUCTION

Dispersion interactions between two chemical entities arise from the instantaneous correlation of the fluctuations of their electron densities [1]. They are the only attractive interactions in noble gases and are therefore at the origin of the existence of their pure condensed phases [2]. But dispersion interactions are generally weaker than the other intermolecular interactions in molecular systems and their role in systems for which stronger attractive forces are present is hard to establish.

In density functional theory (DFT) calculations, dispersion interactions are difficult to capture. Several methods have been developed, in which they are treated directly by devising new functionals [3, 4] or effectively by adding an analytical term to existing functionals [5]. Following these developments, it was shown that dispersion interactions impact structure and dynamics in a variety of systems; for example in water at ambient [6] or supercritical conditions [7]. But the most affected quantity is usually the density, which is underestimated by as much as 20 % in water when dispersion interactions are not accounted for [8]. Similar deviations are found in crystalline systems [9]. In ionic materials, the effect of dispersion is expected to be smaller due to the presence of a strong attractive Coulombic interaction between species with different charges. This leads to strong charge ordering effects, and the overlap-repulsion interaction sets the distance of closest approach between two ions. The polarization (induction) interaction also plays a well-identified role and it is at the origin of the stabilization of non-trivial crystal structures and of the cross-linking of the coordination shells of multivalent cations in ionic melts [10]. Nevertheless, it was shown by Kirchner *et al.* that in “room-temperature” ionic liquids, the inclusion of dispersion interactions in DFT calculations modifies the vibrational and dynamic properties of the system [11–13].

DFT-based molecular dynamics is however limited to short simulation times and small system sizes, so that it is hard to establish clearly the role of dispersion on a wide range of properties. Classical molecular dynamics is an alternative option, provided that the force field accurately separates the various contributions from Coulombic, repulsion, polarization and dispersion interactions. In recent years, we have developed a series of methods which make possible the derivation of such force fields for inorganic ionic materials [14–17]. In short, we use a polarizable ion model, and all the parameters except the ones concerning dispersion are fitted to standard *condensed phase* DFT calculations. The emphasis on “condensed phase” here is because the physical properties of ions are strongly affected by their coordination environment and the use of *ab initio* data on isolated ions or on the interaction energies of small clusters leads to hopelessly inadequate force-fields. This applies particularly to the dispersion coefficients (and polarizabilities). For our procedure the reference data includes both the dipole moments on each ion and the total force which is exerted on them, allowing the polarization and the repulsion terms to be fitted independently (formal charges are used for the ions, which automatically sets the Coulombic interaction). In addition, some parameters such as the condensed phase polarizability of the ions can directly be calculated [18–20]. The dispersion coefficients have to be treated separately, because on one hand the dispersion effects are not yet reliably represented in the DFT calculations and on the other they contribute relatively weakly to the forces on the ions, which means that they do not strongly affect the quality of the fit to the DFT data with the classical force-field.

In the present work, we perform simulations of LiF in the crystal and liquid phases. We compare the thermodynamic, structural and dynamic properties obtained with two different sets of condensed phase dispersion coefficients, obtained either from the *Coupled Hartree-*

Fock (CHF) theory [21] or from a recent method [16, 22] involving the use of the *Maximally Localized Wannier Functions* (MLWFs) [23, 24] in DFT, as well as with the case where the dispersion interactions are set to zero. LiF was chosen because it is a material for which we expect that the effect of the dispersion interactions is among the lowest. Dispersion is negligible for the Li^+ cation due to its small radius. Also, F^- is the halide anion with the smallest polarizability.

NUMERICAL METHODS

Polarizable Ion Model

The polarizable ion model includes Coulombic, dispersion, overlap repulsion and polarization components [25]. First the Coulombic term is:

$$V^{\text{Coul}} = \sum_{i<j} \frac{q^i q^j}{r^{ij}} \quad (1)$$

where q^i is the charge on ion i , and formal charges are used throughout. The dispersion component includes dipole-dipole and dipole-quadrupole terms

$$V^{\text{disp}} = - \sum_{i<j} \left(f_6^{ij}(r^{ij}) \frac{C_6^{ij}}{(r^{ij})^6} + f_8^{ij}(r^{ij}) \frac{C_8^{ij}}{(r^{ij})^8} \right) \quad (2)$$

where C_6^{ij} (C_8^{ij}) is the dipole-dipole (dipole-quadrupole) dispersion coefficient, and f_n^{ij} are damping functions [26], describing the short-range penetration correction to the asymptotic multipole expansion of dispersion [27] ($f_n^{ij}(0) = 0$ and $f_n^{ij}(\infty) = 1$). They take the form

$$f_n^{ij}(r^{ij}) = 1 - e^{-b_n^{ij} r^{ij}} \sum_{k=0}^n \frac{(b_n^{ij} r^{ij})^k}{k!} \quad (3)$$

and the parameters b_n^{ij} represent the distance at which the correction begins to be taken into account. The repulsion overlap component is given by

$$V^{\text{rep}} = \sum_{i<j} B^{ij} e^{-a^{ij} r^{ij}} \quad (4)$$

Finally the polarization part of the potential includes charge-dipole and dipole-dipole terms:

$$V^{\text{pol}} = \sum_{i<j} \left(q^i \mu_\alpha^j g_D^{ij}(r^{ij}) - q^j \mu_\alpha^i g_D^{ji}(r^{ij}) \right) \mathbb{T}_\alpha^{(1)} - \sum_{i<j} \mu_\alpha^i \mu_\beta^j \mathbb{T}_{\alpha\beta}^{(2)} + \sum_i \frac{1}{2\alpha^i} |\vec{\mu}^i|^2. \quad (5)$$

Here $\mathbb{T}_\alpha^{(1)}$ and $\mathbb{T}_{\alpha\beta}^{(2)}$ are the charge-dipole and dipole-dipole interaction tensors and α^i is the polarizability of

Ion pair	A^{ij}	a^{ij}	$b_D^{ij} = b_D^{ji}$	c_D^{ij}
$\text{F}^- - \text{F}^-$	282.3	2.444	–	–
$\text{F}^- - \text{Li}^+$	18.8	1.947	1.834	1.335
$\text{Li}^+ - \text{Li}^+$	1.0	5.0	–	–

TABLE I: Fitted parameters for the repulsion and polarization terms for LiF (atomic units). The fluoride polarizability was set to 7.9 atomic units, and the Li^+ is not polarizable.

ion i . Again, we include some short-range effects which are due to the high compression of the ions in condensed ionic materials [28–30]. These short-range induction effects are straightforwardly included through the use of damping functions similar to the ones used in the dispersion term:

$$g_D^{ij}(r^{ij}) = 1 - c_D^{ij} e^{-b_D^{ij} r^{ij}} \sum_{k=0}^4 \frac{(b_D^{ij} r^{ij})^k}{k!}. \quad (6)$$

Here c_D^{ij} is a parameter that reflects the amplitude of this damping at ion j due to the presence of i and b_D^{ij} again is a range parameter.

The instantaneous values of the dipole moments $\{\vec{\mu}^i\}_N$ are obtained by minimization of V^{pol} with respect to these variables: they will therefore depend on the instantaneous positions of neighboring ions and consequently change at each timestep in an MD run. The interaction potential can therefore be seen to contain three additional degrees of freedom (induced dipoles), which describe the state of the electron charge density of the ions. When calculating the forces on the ions in an MD simulation, these electronic degrees of freedom should have their ‘‘Born-Oppenheimer’’ values, which minimize the total potential energy, for every atomic configuration. We search for the ground state configurations of these degrees of freedom at each time step, using a conjugate gradient routine [31]. The dynamics is thus similar to the so-called Born-Oppenheimer first-principles molecular dynamics, as implemented, for example, in the CP2K code [32].

We perform an Ewald summation of all electrostatic interactions and also of dispersion [33]. Thus, all those interactions are free from truncation errors. The short-range repulsion, which is an exponentially decaying function of distance, is however truncated beyond a distance equal to, at maximum, half the shortest dimension of the simulation cell.

Parameterization

Parameters for the repulsion and polarization terms were obtained from a generalized force-fitting procedure described elsewhere [14, 17]. This approach has been

Setup	C_6	C_8
No dispersion	0.0	0.0
CHF	15.0	150.0
Wannier	26.3	87.7

TABLE II: F^- - F^- dispersion parameters for the three simulation setups (atomic units). $b_6^{ij} = b_8^{ij} = 1.9$, and the other C_6 and C_8 coefficients (for Li^+ - Li^+ and Li^+ - F^-) are set to zero in all cases.

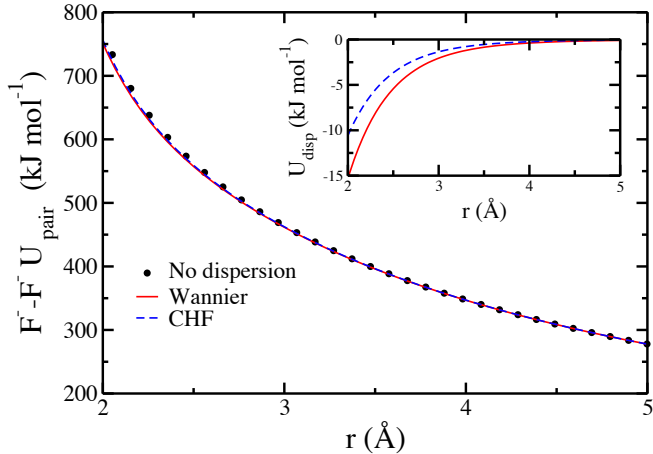


FIG. 1: Sum of the three pairwise additive terms for the F^- - F^- interaction (inset: dispersion term only). The distance range corresponds to the extent of the first peak of the F - F partial radial distribution function in liquid LiF (shown in Figure 2).

used successfully for a series of oxide and fluoride materials [34–38]. Note that the PBE functional was used to provide the reference data to which the parameters were fitted [39]. From our experience, this functional can be considered as “dispersion-free” in the case of ionic materials. The obtained parameters are provided in Table I. As for the dispersion term, three different cases are tested. In the first case considered, we set it to zero. In the second one (“CHF”), we have taken C_6 and C_8 parameters which reproduce the Coupled Hartree-Fock calculation by Fowler *et al.* [21]. Finally, in the third case (“Wannier”), these parameters were determined from a calculation of the MLWFs [23, 24] using the procedure described in references [16, 17]. The three sets of dispersion coefficients are provided in Table II.

The only interaction which differs between the different cases is the F^- - F^- one. The sum of the three pairwise additive terms is plotted for each parameters set in Figure 1, in the region corresponding to first neighbour typical distances. The inset shows the dispersion term only. It appears obvious that the dispersion term only provides a tiny contribution (between 10 and 15 $kJ\ mol^{-1}$ for the shortest distance) to the total interaction

potential (which takes values ranging between 450 and 750 $kJ\ mol^{-1}$ in the same region).

Simulation details

We consider the rocksalt (B1) $8 \times 8 \times 8$ (2048 LiF units) crystal structure for the solid phase. We build the crystal using the LiF lattice parameter at ambient conditions, $a = 4.026\ \text{\AA}$. The solid thus obtained is equilibrated in the NPT ensemble [40], at $T = 300\ K$ and ambient pressure, using a thermostat time constant $\tau_T = 1\ ps$ and an isotropic barostat time constant $\tau_P = 2\ ps$. Equilibrium is rapidly reached over 10 ps simulations. We then simulate the crystal for accumulating the values of the density over another 20 ps.

For the liquid phase, we do two series of simulations. On the one hand we perform NVT runs at $T = 1200\ K$ and at the experimental density, at ambient pressure, $\rho_{exp} = 1.77\ g\ cm^{-3}$ [41]. The simulation cell for the liquid phase contains 500 LiF units. The temperature is controlled by a Nosé-Hoover thermostat chain [42, 43] with a time-constant $\tau_T = 10\ ps$.

On the other hand we also perform NPT simulations at $T = 1200\ K$ and at ambient pressure in order to determine the equilibrium density produced by each of the three sets of parameters. In this case we use 432 LiF units. The pressure is controlled by applying a barostat [40], with τ_P and τ_T set to 10 ps.

The melting point calculations are performed by direct simulations of the coexisting crystalline and molten phase in the NPT ensemble [44–46]. The simulation cell contains 896 LiF units and it has a large aspect ratio, initially $L_x = L_y = L_z/4$. First we perform NVE simulations that allow us to roughly estimate the melting temperature as described in Ref. [47]. Starting from the final ionic configurations from the NVE runs, which contain a crystalline and liquid region close to coexistence, we then proceed to perform NPT direct coexistence simulations at ambient pressure and at several temperatures in proximity of the melting temperature estimated by the NVE method. The thermostat time constant is set to 1 ps and the anisotropic barostat time constant is set to 2 ps. The angles between the cell vectors are fixed to $\pi/2$, so that the symmetry of the cell remains orthogonal, but the lengths of the sides of the simulation cell are able to fluctuate independently in order that the calculated pressure tensor is, on average, isotropic with the diagonal elements equal to ambient pressure. The time step for the integration of the equations of motion is 1 fs. As the simulation progresses, we monitor the extent of the crystalline and liquid regions over a 500 ps run. For temperature significantly above or below T_m , the whole cell tends towards becoming molten or crystalline and this enables us to identify a temperature at which it is possible to conduct a run at which the extent of the liq-

Setup	ρ^{sol} (g cm $^{-3}$)	ρ^{liq} (g cm $^{-3}$)
Experiment	2.64	1.77
No dispersion	2.32	1.50
CHF	2.38	1.62
Wannier	2.42	1.69

TABLE III: Equilibrium densities of solid LiF at $T = 300$ K and of liquid LiF at $T = 1200$ K.

uid and solid regions can coexist over the length of the simulation.

RESULTS

Density

Equilibrium densities extracted from the NPT simulations of solid and liquid LiF at respective temperatures of 300 and 1200 K are provided in Table III. The comparison with experiments shows that similar differences are obtained in both cases when dispersion effects are included. The largest difference is observed when they are omitted, with an underestimation of 15.3 % for ρ^{liq} . Such a deviation is of the same order of magnitude as that obtained in liquid water at room-temperature from DFT calculations using PBE or BLYP functionals [8]. When the dispersion effects are included, the liquid density remains underestimated, by 4.5 % and 8.5 % in the Wannier and CHF cases, respectively. We note that in order to reproduce more accurately the experimental density, larger values would be necessary for C_6 and C_8 parameters. Such an underestimation of the density was already observed in our previous work on LiF-ThF $_4$, while a perfect agreement was obtained for LiF-NaF-KF and NaF-ZrF $_4$ mixtures [48, 49] (both studies used the CHF parameters). This shows that although the polarizable ion model transferability for multiple physical and chemical conditions is well established, a completely transferable model would require more complex functional form, in which “environmental effects” are taken into account. These environmental effects have mainly been studied for the polarizability [50, 51], and since dispersion effects follow a similar dependence on the electronic cloud extension as does the former, equivalent functional forms could be employed.

Liquid properties at fixed density

In liquid water, the dispersion interaction was shown to impact strongly the structure and dynamics at ambient [6] and supercritical [7] conditions, even at fixed density. In particular, the first peaks of the O-O and

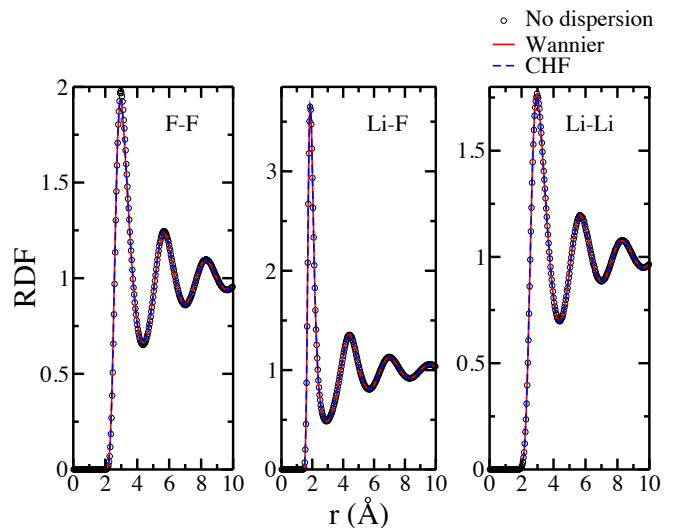


FIG. 2: Radial distribution functions in liquid LiF. Simulations were performed at 1200 K, at the experimental density $\rho_{\text{exp}} = 1.77$ g cm $^{-3}$.

O-H radial distribution functions and the diffusion coefficients were shown to vary substantially. This is not the case for LiF: as can be seen in Figure 2, no difference is observed for any of the three partial radial distribution functions. This is because in such a simple molten salt, the structure mostly arises from a competition between the Coulombic interaction, which induces strong charge ordering, and the overlap-repulsion which sets the first-neighbour distance. The dispersion term is much weaker than those two and therefore does not change the structure.

The diffusion coefficients are extracted from molecular dynamics simulations using Einstein’s relation, i.e. from the long-time slope of mean squared displacement:

$$D(\alpha) = \lim_{t \rightarrow \infty} \frac{1}{6N_\alpha t} \sum_{i \in \alpha, i=1}^{N_\alpha} \langle |\mathbf{r}_i(t) - \mathbf{r}_i(0)|^2 \rangle, \quad (7)$$

where N_α is the total number of atoms of type α , and $\mathbf{r}_i(t)$ is the position of atom i of type α at time t . We obtain similar values for the three simulation setups, i.e. $7.4 \cdot 10^{-5}$ and $10.0 \cdot 10^{-5}$ cm 2 s $^{-1}$ for F $^-$ and Li $^+$ ions, respectively. Note that these values are in excellent agreement with the experimental ones [52, 53]. Again, this situation is very different from that observed in liquid water, in which a diffusion coefficient two to three times larger was obtained when dispersion effects were included in DFT-based molecular dynamics [6] (although these numbers might be mitigated due to the use of short simulation times). In conclusion, due to the predominance of Coulombic and repulsion interactions, in contrast with the case of water, dispersion interaction does not play a major role on the physico-chemical properties of molten

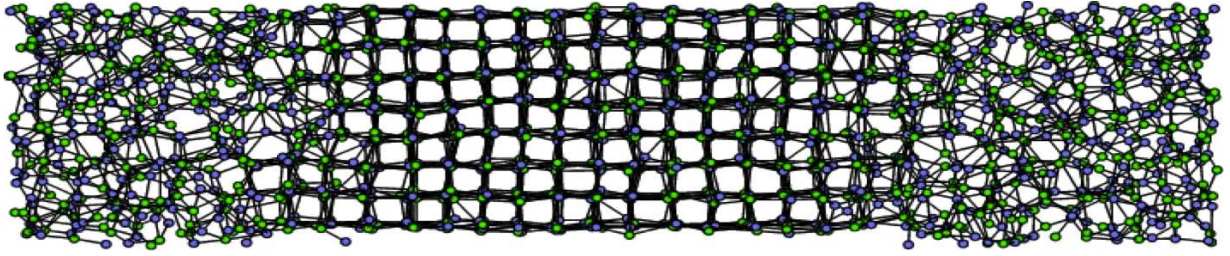


FIG. 3: Illustration of the simulation cell used to determine the LiF melting point (green: F^- , blue: Li^+).

LiF at a given density.

Solid-liquid interface

The melting point is usually considered as a very stringent test of a force-field, since it depends on the relative free energies of the crystal and liquid phases. The melting point can be determined by creating a cell containing the solid and liquid at coexistence. The interface has to be constructed by combining two separate bulk simulations of the crystalline and molten phases each equilibrated at the same pressure and the estimated melting temperature [47, 54]. The cell parameters for the liquid phase have to match those of the crystalline simulation. The two cells are then placed in a supercell, with a large aspect ratio, as shown on Figure 3. A first estimation of the melting point is obtained *via* short simulations performed in the NVE ensemble, before longer simulations are performed in the NPT ensemble. In the first stage, the system is run for a short period of time (1 ps) in a constant volume simulation with the thermostat set at the estimated coexistence temperature (or by regular velocity rescaling) to remove excess energy caused by bringing the solid and liquid together. Great care must be taken during these initial stages to ensure that one or other phase is not destroyed. Once the excessive relaxation energy has been removed, the system can be run on for a further 50 ps in a NVE simulation to ensure complete equilibration. We then perform a 50 ps production run, again in the NVE ensemble, during which we determine the average temperature and pressure. Other (T, P) coexistence points can then be sampled by performing additional simulations where the initial kinetic energy of the system is rescaled to a value above that of coexistence and then the system is allowed to re-equilibrate in an NVE simulation [47].

The variation of P versus T at coexistence is shown on Figure 4 for the three sets of dispersion parameters. At $P = 1$ atm, we obtain approximate melting temperatures of 980 K, 1115 K and 1170 K for the case with null dispersion and with the CHF and Wannier parameters, respectively. We then perform long simulations in the

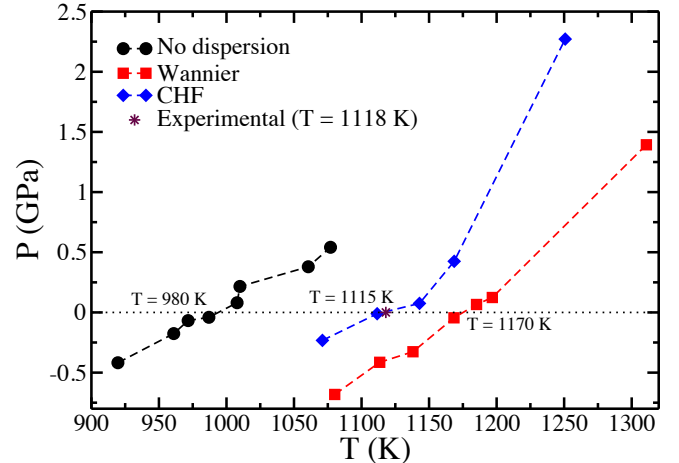


FIG. 4: (P, T) plots for LiF at the solid-liquid coexistence for the three sets of dispersion parameters.

NPT ensemble, where the target pressure is set to 1 atm while several target temperatures close to the estimated T_m are studied.

We sample the potential energy and the cell length along the z direction during these NPT simulations. The results are shown on Figure 5. Both quantities remain constant only when the liquid and solid are coexisting [45]. We extract refined melting temperatures of 1000 K, 1108 K and 1170 K for the case with null dispersion and with the CHF and Wannier parameters, respectively. This trend is easily understood by the fact that increasing the dispersion effects will result in a stabilization of the most condensed phase, i.e. the solid, with respect to the less condensed phase. Nevertheless, the observed differences are large (up to > 100 K) despite the fact that no important differences were observed for the single phase structural properties. The CHF case provides a very accurate estimate of the melting point since the experimental value is 1118 K. This result is somewhat surprising since the model using the Wannier dispersion parameters provided the best estimate of the densities of both the solid and liquid phases, again showing the difficulty of building a force field of perfect accuracy for all

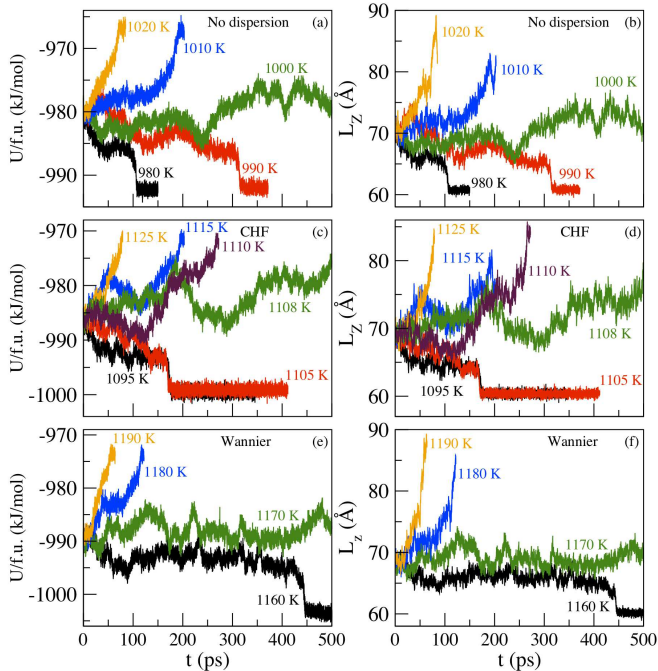


FIG. 5: Variation of the potential energy (left) and cell length along the z axis (right) at several temperatures during NPT simulations performed at several temperatures.

the properties, even if it includes polarization effects.

CONCLUSIONS

In conclusion, we have shown in this paper that, although it brings a tiny contribution to the total energy, the dispersion interaction has important effects on the properties of LiF. On the one hand, these effects are not observed in fixed volume simulations of the liquid, for which the structure and the dynamics are independent of the C_6 and C_8 terms. On the other hand, the predicted equilibrium densities are affected in both the liquid and solid phases: an underestimation of the experimental data by as much as 15 % is observed when dispersion effects are omitted. But the strongest differences are obtained for the melting point, a quantity which reflects the free energy difference between the solid and liquid phase. This means that as soon as free energy-related quantities have to be evaluated, special attention must be paid to using a correct parameterization of the dispersion coefficients.

To carry out this parameterization on a purely first-principles basis, which is what we have attempted here, is not straightforward. Here we have tested two sets of parameters. The first one was extracted from condensed-phase Coupled Hartree Fock calculations [21], while the second one was obtained from the determination of the Maximally Localized Wannier Functions in a simple con-

densed phase DFT calculation [16, 22]. Both of them provide reasonably good predictions for the densities and the melting points, but more systematic calculations on a series of materials would be needed for identifying the better parameterization procedure. It is to be expected that the developments which are currently being made for treating accurately dispersion interactions in DFT calculations [3–5] will provide useful routes.

Acknowledgement

The work has been performed under the HPC-EUROPA2 project (project number: 228398) with the support of the European Commission – Capacities Area – Research Infrastructures.

References

- [1] London F 1937 The general theory of molecular forces *T. Faraday Soc.* **33** 8–26
- [2] van der Waals J D 1910 The equation of state for gases and liquids *Nobel Lectures in Physics* 254–65
- [3] Vydrov O A and van Voorhis T 2010 Dispersion interactions from a local polarizability model *Phys. Rev. A* **81** 062708
- [4] Vydrov O A and van Voorhis T 2010 Nonlocal van der Waals density functional: The simpler the better *J. Chem. Phys.* **133** 244103
- [5] Grimme S 2004 Accurate description of van der Waals complexes by density functional theory including empirical corrections *J. Comput. Chem.* **25** 1463–73
- [6] Lin I C, Seitsonen A P, Coutinho-Neto M D, Tavernelli I and Rothlisberger U 2009 Importance of van der Waals interactions in liquid water *J. Phys. Chem. B* **113** 1127–31
- [7] Jonchiere R, Seitsonen A P, Ferlat G, Saitta A M, and Vuilleumier R 2011 Van der Waals effects in ab initio water at ambient and supercritical conditions *J. Chem. Phys.* **135** 154503
- [8] Schmidt J, VandeVondele J, Kuo I F W, Sebastiani D, Siepmann J I, Hutter J and Mundy C J 2009. Isobaric–isothermal molecular dynamics simulations utilizing density functional theory: an assessment of the structure and density of water at near-ambient conditions *J. Phys. Chem. B* **113** 11959–64
- [9] Allen J P, Scanlon D O, Parker S C and Watson G W 2011 Tin monoxide: Structural prediction from first principles calculations with Van der waals corrections. *J. Phys. Chem. C* **115** 19916–24
- [10] Salanne M and Madden P A 2011 Polarization effects in ionic solids and melts *Mol. Phys.* **109** 2299–315
- [11] Grimme S, Hujo W and Kirchner B 2012 Performance of dispersion-corrected density functional theory for the interactions in ionic liquids *Phys. Chem. Chem. Phys.* **13** 4875–83

- [12] Malberg F, Pensado A S and Kirchner B 2012 The bulk and the gas phase of 1-ethyl-3-methylimidazolium ethylsulfate: dispersion interaction makes the difference *Phys. Chem. Chem. Phys.* **14** 12079–82
- [13] Pensado A S, Brehm M, Thar J, Seitsonen A P and Kirchner B 2012 Effect of dispersion on the structure and dynamics of the ionic liquid 1-ethyl-3-methylimidazolium thiocyanate. *ChemPhysChem* **13** 1845–53
- [14] Aguado A, Bernasconi L, Jahn A and Madden P A 2003 Multipoles and interaction potentials in ionic materials from planewave-DFT calculations. *Faraday Discuss.* **124** 171–84
- [15] Madden P A, Heaton R J, Aguado A and Jahn S 2006 From first-principles to material properties *J. Mol. Struct.: THEOCHEM* **771** 9–18
- [16] Rotenberg B, Salanne M, Simon C and Vuilleumier R 2010 From localized orbitals to material properties: building classical force fields for nonmetallic condensed matter systems *Phys. Rev. Lett.* **104** 138301
- [17] Salanne M, Rotenberg B, Simon C, Jahn S, Vuilleumier R and Madden P A 2012 Including many-body effects in models for ionic liquids *Theor. Chem. Acc.* **131** 1143
- [18] Heaton R J, Madden P A, Clark S J and Jahn S 2006 Condensed phase ionic polarizabilities from plane wave density functional theory calculations. *J. Chem. Phys.* **125** 144104
- [19] Salanne M, Vuilleumier R, Madden P A, Simon C, Turq P and Guillot B 2008 Polarizabilities of individual molecules and ions in liquids from first principles *J. Phys.: Condens. Matter* **20** 494207
- [20] Molina J J, Lectez S, Tazi S, Salanne M, Dufrêche J-F., Roques J, Simoni E, Madden P A and Turq P. 2011 Ions in solutions: Determining their polarizabilities from first-principles *J. Chem. Phys.* **134** 014511
- [21] Fowler P W, Knowles P J and Pyper N C 1985 Calculations of 2-body and 3-body dispersion coefficients for ions in crystals *Mol. Phys.* **56** 83–95
- [22] Silvestrelli P L 2008 Van der Waals interactions in DFT made easy by Wannier functions *Phys. Rev. Lett.* **100** 053002
- [23] Marzari N and Vanderbilt D 1997 Maximally localized generalized Wannier functions for composite energy bands *Phys. Rev. B* **56** 12847–65
- [24] Marzari N, Mostofi A A, Yates J R, Souza I and Vanderbilt D 2012 Maximally localized Wannier functions: Theory and applications *Rev. Mod. Phys.* **84** 1419–75
- [25] Madden P A and Wilson M 1996 “Covalent” effects in “ionic” systems” *Chem. Soc. Rev.* **25** 339–50
- [26] Tang K T and Toennies J P 1984 An improved simple model for the van der Waals potential based on universal damping functions for the dispersion coefficients *J. Chem. Phys.* **80** 3726–41
- [27] Stone A J 1996 *Theory of intermolecular forces* (Oxford University Press, Oxford)
- [28] Fowler P W and Madden P A 1985 Fluctuating dipoles and polarizabilities in ionic materials: calculations on LiF *Phys. Rev. B* **31** 5443–55
- [29] Domene C, Fowler P W, Wilson M and Madden P A 2002 A transferable representation of the induced multipoles in ionic crystals *Mol. Phys.* **100** 3847–65
- [30] Jemmer P, Wilson M, Madden P A and Fowler P W 1999 Dipole and quadrupole polarization in ionic systems: ab initio studies *J. Chem. Phys.* **111** 2038–49
- [31] Press W H, Flannery B P, Teukolsky S A and Vetterling W T 1992 *Numerical Recipes*, 2nd edition (Cambridge University Press, Cambridge)
- [32] CP2K <http://www.cp2k.org/>
- [33] Chen Z M, Cagin T and Goddard W A III 1997 Fast Ewald sums for general van der Waals potentials *J. Comput. Chem.* **18** 1365–70
- [34] Burbano M, Marrocchelli D, Yildiz B, Tuller H L, Norberg S T, Hull S, Madden P A and Watson G W 2011 A dipole polarizable potential for reduced and doped CeO₂ obtained from first principles *J. Phys.: Condens. Matter* **23** 255402
- [35] Marrocchelli D, Bishop S R, Tuller H L and Yildiz B 2012 Understanding chemical expansion in non-stoichiometric oxides: Ceria and zirconia case studies *Adv. Func. Mat.* **22** 1958–65
- [36] Salanne M, Marrocchelli D and Watson G W 2012 Cooperative mechanism for the diffusion of Li⁺ ions in LiMgSO₄F *J. Phys. Chem. C* **116** 18618–25
- [37] Tangney P and Scandolo S 2002 An *ab initio* parametrized interatomic force field for silica *J. Chem. Phys.* **117** 8898–904
- [38] Han X J, Berqvist L, Dederichs P H, Müller-Krumbhaar H, Christie J K, Scandolo S and Tangney P 2010 Polarizable interatomic force field for TiO₂ parametrized using density functional theory *Phys. Rev. B* **81** 134108
- [39] Perdew J P, Burke K and Ernzerhof M 1996 Generalized gradient approximation made simple *Phys. Rev. Lett.* **77** 3865–68
- [40] Martyna G J, Tobias D J and Klein M L 1994 Constant pressure molecular dynamics algorithms *J. Chem. Phys.* **101** 4177–89
- [41] Janz G J, Dampier F W, Lakshminarayanan G R, Lorenz P K and Tomkins R P T 1968 *Molten Salts: Volume 1, Electrical Conductance, Density, and Viscosity Data* (National Standard Reference Data Series – National Bureau of Standards 15)
- [42] Nosé S 1984 A molecular dynamics method for simulations in the canonical ensemble *Mol. Phys.* **52** 255–68
- [43] Hoover W G 1985 Canonical dynamics: equilibrium phase-space distributions *Phys. Rev. A* **31** 1695–97
- [44] Espinosa J R, Sanz E, Valeriani C and Vega C 2013 On fluid–solid direct coexistence simulations: The pseudo-hard sphere model *J. Chem. Phys.* **139** 144502
- [45] Conde M M, Gonzalez M A, Abascal J L F and Vega C 2013 Determining the phase diagram of water from direct coexistence simulations: The phase diagram of the TIP4P/2005 model revisited *J. Chem. Phys.* **139** 154505
- [46] Hong Q J and van der Walle A 2013 Solid–liquid coexistence in small systems: A statistical method to calculate melting temperatures *J. Chem. Phys.* **139** 094114
- [47] Lanning O J, Shellswell A and Madden P A 2004 Solid–liquid coexistence in ionic systems and the properties of the interface *Mol. Phys.* **102** 839–55
- [48] Salanne M, Simon C, Turq P and Madden P A 2009 Heat–transport properties of molten fluorides: determination from first-principles *J. Fluorine Chem.* **130** 38–44
- [49] Dewan L C, Simon C, Madden P A, Hobbs L W and Salanne M 2013 Molecular dynamics simulation of the thermodynamic and transport properties of the molten salt fast reactor fuel LiF–ThF₄ *J. Nucl. Mater.* **434** 322–27
- [50] Jemmer P, Fowler P W, Wilson M and Madden P A 1998 Environmental effects on anion polarizability: variation with lattice parameter and coordination number *J. Phys.*

- Chem. A* **102** 8377–85
- [51] Wilson M, Madden P A, Jemmer P, Fowler P W, Batana A, Bruno J, Munn R W and Monard M C 1999 Models of environmental effects on anion polarizability *Mol. Phys.* **96** 1457–67
- [52] Sarou-Kanian V, Rollet A-L, Salanne M, Simon C, Bessada C and Madden P A 2009 Diffusion coefficients and local structure in basic molten fluorides: *in situ* NMR measurements and molecular dynamics simulations. *Phys. Chem. Chem. Phys.* **11** 11501–6
- [53] Levesque M, Sarou-Kanian V, Salanne M, Gobet M, Groult H, Bessada C and Rollet A-L 2013 Structure and dynamics in yttrium-based molten rare earth alkali fluorides *J. Chem. Phys.* **138** 184503
- [54] Aguado A and Madden P A 2005 New insights into the melting behavior of MgO from molecular dynamics simulations: the importance of premelting effects *Phys. Rev. Lett.* **94** 068501