



**HAL**  
open science

# Turning it off! Disfavouring hydrogen evolution to enhance selectivity for CO production during homogeneous CO<sub>2</sub> reduction by cobalt–terpyridine complexes

Noémie Elgrishi, Matthew B. Chambers, Marc Fontecave

## ► To cite this version:

Noémie Elgrishi, Matthew B. Chambers, Marc Fontecave. Turning it off! Disfavouring hydrogen evolution to enhance selectivity for CO production during homogeneous CO<sub>2</sub> reduction by cobalt–terpyridine complexes. *Chemical Science*, 2015, 6 (4), pp.2522-2531. 10.1039/C4SC03766A . hal-01140383

HAL Id: hal-01140383

<https://hal.sorbonne-universite.fr/hal-01140383v1>

Submitted on 8 Apr 2015

**HAL** is a multi-disciplinary open access archive for the deposit and dissemination of scientific research documents, whether they are published or not. The documents may come from teaching and research institutions in France or abroad, or from public or private research centers.

L'archive ouverte pluridisciplinaire **HAL**, est destinée au dépôt et à la diffusion de documents scientifiques de niveau recherche, publiés ou non, émanant des établissements d'enseignement et de recherche français ou étrangers, des laboratoires publics ou privés.



Distributed under a Creative Commons Attribution - NonCommercial 4.0 International License

Cite this: *Chem. Sci.*, 2015, 6, 2522

# Turning it off! Disfavouring hydrogen evolution to enhance selectivity for CO production during homogeneous CO<sub>2</sub> reduction by cobalt–terpyridine complexes†

Noémie Elgrishi, Matthew B. Chambers and Marc Fontecave\*

Understanding the activity and selectivity of molecular catalysts for CO<sub>2</sub> reduction to fuels is an important scientific endeavour in addressing the growing global energy demand. Cobalt–terpyridine compounds have been shown to be catalysts for CO<sub>2</sub> reduction to CO while simultaneously producing H<sub>2</sub> from the requisite proton source. To investigate the parameters governing the competition for H<sup>+</sup> reduction *versus* CO<sub>2</sub> reduction, the cobalt bisterpyridine class of compounds is first evaluated as H<sup>+</sup> reduction catalysts. We report that electronic tuning of the ancillary ligand sphere can result in a wide range of second-order rate constants for H<sup>+</sup> reduction. When this class of compounds is next submitted to CO<sub>2</sub> reduction conditions, a trend is found in which the less active catalysts for H<sup>+</sup> reduction are the more selective towards CO<sub>2</sub> reduction to CO. This represents the first report of the selectivity of a molecular system for CO<sub>2</sub> reduction being controlled through turning off one of the competing reactions. The activities of the series of catalysts are evaluated through *foot-of-the-wave* analysis and a catalytic Tafel plot is provided.

Received 4th December 2014

Accepted 18th February 2015

DOI: 10.1039/c4sc03766a

www.rsc.org/chemicalscience

## Introduction

The reduction of carbon dioxide (CO<sub>2</sub>) is a promising strategy by which to store renewable energy in various fuels with high gravimetric and volumetric densities while also conforming to current infrastructures within most developed societies.<sup>1–3</sup> However, catalysts for CO<sub>2</sub> reduction are often plagued by lack of selectivity due to the numerous possible CO<sub>2</sub> reduction carbon-containing products, as well as the constant competition with proton reduction to H<sub>2</sub>. The lack of selectivity would subsequently require additional purification and isolation processes in order to obtain the particular product of interest, resulting in increased total system costs. Among various classes of catalysts, molecular ones offer the possibility to synthetically finely tune their structure and reactivity and allow for a deeper understanding of underlying mechanistic pathways, thus paving the way to the rational design of more selective catalysts.<sup>4–6</sup> This molecular approach has been favoured recently, with a shift to the study of first row transition metals combined with simple cheap ligands.<sup>7–13</sup> However, while most studies have been dealing mainly with catalytic efficiency using empirically selective catalysts,<sup>14,15</sup> through comparison of a variety of metal–

ligand combinations, rational optimization of the selectivity for a particular product has been generally unexplored in molecular CO<sub>2</sub> reduction catalytic systems.

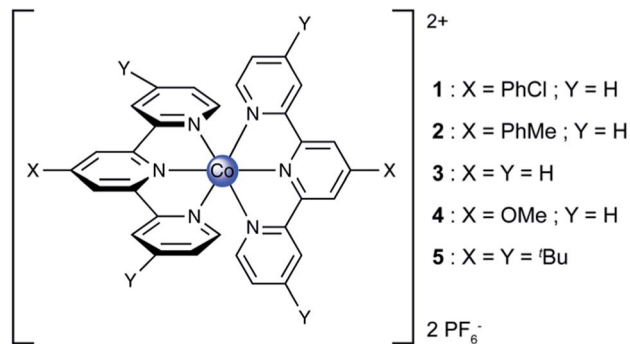
We have recently revisited the CO<sub>2</sub> reduction chemistry of metal–terpyridine catalytic systems, and reported that the cobalt (Co–tpy) and nickel based catalysts can reduce CO<sub>2</sub> to CO and that in the case of cobalt a mixture of H<sub>2</sub> and CO is produced.<sup>16</sup> The proportions of H<sub>2</sub> produced were shown to be easily tuneable through the modulation of the applied potential during bulk electrolysis, motivating our desire to understand the parameters allowing this tuneability. To this end, we sought to investigate the possibility of enhancing selectivity for CO production through the rational inhibition of the hydrogen evolution reaction (HER), with a goal of enhancing the faradic yields observed for CO<sub>2</sub> reduction to CO. While seemingly backwards at first, the strategy of suppressing the H<sub>2</sub> evolution reaction in order to increase faradic efficiencies for a more chemically challenging reduction has recently been proposed in the course of the study of CO reduction on oxide-derived nanocrystalline copper electrodes in water, but has yet to be extended to molecular-based catalytic systems.<sup>17</sup>

It is practically challenging to study and optimize CO<sub>2</sub> reduction independent of concomitant proton reduction as CO<sub>2</sub> reduction typically involves a proton source. Thus in an attempt to better understand the underlying chemical principle leading to the controlled production of a CO/H<sub>2</sub> ratio of products, we decided to focus first on understanding the hydrogen evolution reaction as catalysed by Co–tpy, independently of CO<sub>2</sub>

Laboratoire de Chimie des Processus Biologiques, UMR 8229 CNRS, UPMC Univ Paris 06, Collège de France, 11 Place Marcelin Berthelot, 75231 Paris Cedex 05, France.  
E-mail: marc.fontecave@college-de-france.fr; Fax: +33 1 44271356; Tel: +33 1 44271360

† Electronic supplementary information (ESI) available. See DOI: 10.1039/c4sc03766a





Scheme 1 Chemical structure of the compounds studied.

reduction. To this end, the proton reduction reaction was studied independently as the *foot-of-the-wave analysis (FOWA)* was performed on Co-tpy as well as on cobalt systems bearing substituted terpyridine ligands (Co-tpyY<sub>2</sub>X) to allow for tuning of the electronics of the complex. These simple ligand modifications (Scheme 1) are shown to have an impact on the rate constant for H<sub>2</sub> evolution from acetic acid in DMF.

Polypyridine cobalt complexes have recently received renewed interest as electrocatalysts for proton reduction.<sup>18–20</sup> Here we report for the first time the activity for proton reduction by cobalt terpyridine-based homogeneous systems. We next observed the influence of these modifications on the electro-assisted catalytic reduction of CO<sub>2</sub> to CO, focusing on the influence that tuning the electronics of the ligand has on turning off H<sub>2</sub> evolution during CO<sub>2</sub> reduction to CO. Our findings help understanding the selectivity trends observed, and should allow for future rational ligand modifications to obtain next generation catalysts.

## Results and discussion

### Cobalt-terpyridine complexes as catalysts for hydrogen evolution

Precedent is scarce for mononuclear cobalt-terpyridine systems catalysing the HER. To our knowledge the only two previous reports of such systems consist of H<sub>2</sub> evolution from [Co(tpy)<sub>2</sub>]<sup>2+</sup> embedded in a Nafion® membrane in water<sup>21</sup> and a recent report on a Co(tpy)(phen) catalyst grafted on an electrode for H<sub>2</sub> evolution from water.<sup>22</sup> To study the HER independently from CO<sub>2</sub> reduction, in organic media, proton reduction by a class of five different cobalt terpyridine complexes was studied in DMF with acetic acid as the proton source. Acetic acid was chosen as the proton source for its relatively low pK<sub>a</sub> in organic media (13.5 in DMF), and for its highly negative reduction potential on a bare glassy carbon electrode in organic solvents,<sup>23</sup> allowing for the study of Co-tpyY<sub>2</sub>X on glassy carbon by CV to be virtually unaffected by background H<sup>+</sup> reduction at the electrode. Since it is known that variable amounts of water affect the HER on glassy carbon electrode in organic solvent in the presence of acetic acid, a strictly anhydrous DMF solvent was chosen for this study.<sup>23,24</sup>

The structure of the compounds studied is presented in Scheme 1. Compounds 1–5 comprise of a cobalt(II) centre coordinated to two substituted terpyridine ligands. The modifications of the electronic structure occur through substituent groups placed *para* to the nitrogen atoms so as to minimize perturbation of the steric properties of the compounds around the cobalt atom.

Under an inert atmosphere of argon in anhydrous DMF, compounds 1–5 exhibited the CVs at 50 mV s<sup>-1</sup> scan rate presented in Fig. 1. In the interrogated potential range, all of the compounds exhibited two reversible, diffusion-controlled one-electron waves. The first feature is attributed to a Co<sup>II/I</sup> metal-based reduction, ranging from –1.14 for 1 to –1.34 V vs. Fc<sup>+/0</sup> for 4, and the second feature is assigned to a ligand-based reduction, ranging from –1.92 for 1 to –2.17 V vs. Fc<sup>+/0</sup> for 5. If the parent compound with unsubstituted terpyridine ligands, 3, is taken as a reference point for comparison, as expected, the ligand-based reductions are found at more positive potentials for complexes with more electron-withdrawing substitutions on the terpyridine, (1 vs. 3). Conversely, the more electron-donating substituent give rise to more negative ligand-based reductions (4 and 5 vs. 3). The presence of a phenyl ring allowing for electron delocalization explains the relative reduction potentials of 2 vs. 3. In the case of the metal-based reduction, the redox potentials follow a behaviour consistent with the trend in Hammett parameter of the substituent noted “X” in Scheme 1, indicating that the electronic density on the metal is dictated more strongly by the substituent on the *para* position of the central pyridine ring in [Co(tpyY<sub>2</sub>X)<sub>2</sub>]<sup>2+</sup> (ESI Fig. S1†).

When treated with increasing amounts of acetic acid, compounds 1–5 exhibit the voltammograms presented in Fig. 2. Contrary to the metal-based reduction where minimal effect is found, the ligand-based reduction showed an enhancement of the cathodic current accompanied by a loss of reversibility, with the cathodic current increasing with the increase of acetic acid concentration. Electron-deficient compound 1 was observed to have the least current enhancement upon treatment with acetic

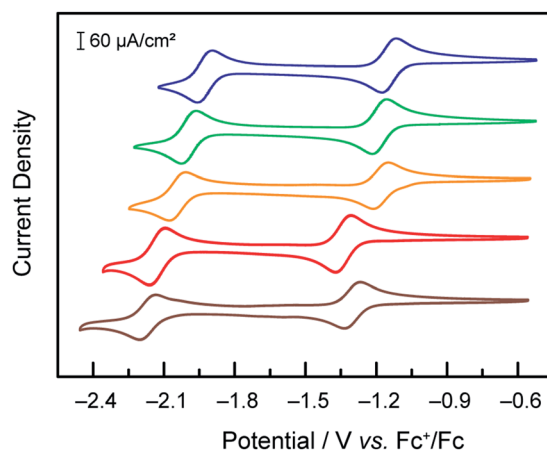


Fig. 1 Cyclic voltammograms under Ar at 50 mV s<sup>-1</sup> of 1 mM solutions of compounds 1 (— blue), 2 (— green), 3 (— orange), 4 (— red) and 5 (— brown) in DMF, TBAPF<sub>6</sub> 0.1 M, on a glassy carbon electrode.



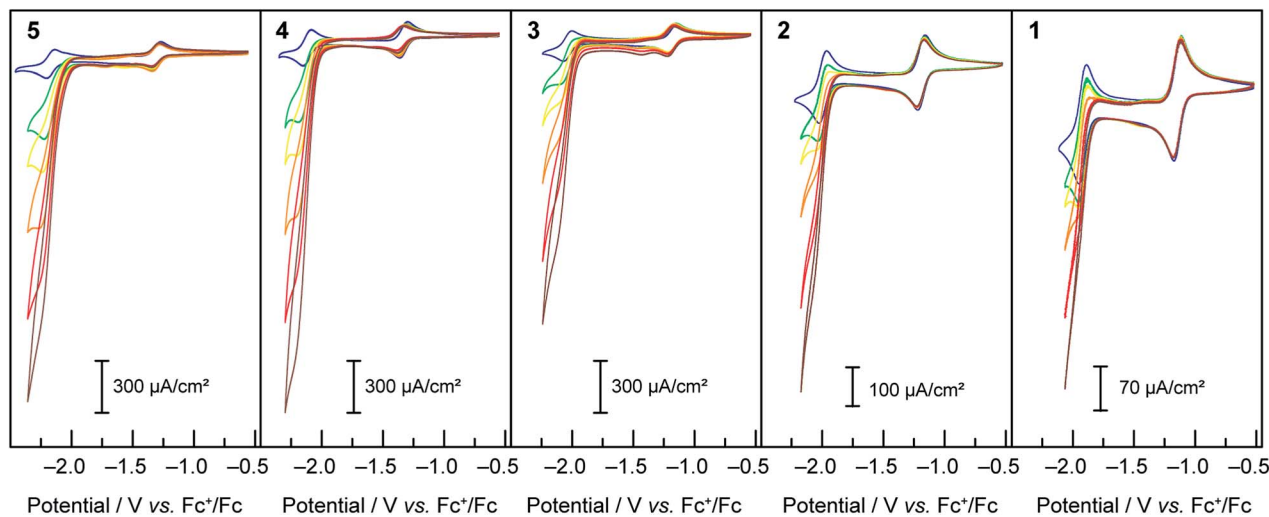
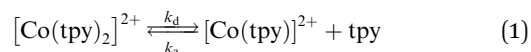
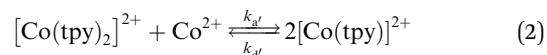


Fig. 2 Cyclic voltammograms under Ar at  $50 \text{ mV s}^{-1}$  of 1 mM solutions of compounds 1–5 in DMF, TBAPF6 0.1 M, on a glassy carbon electrode with 0 (— blue), 5 (— green), 10 (— yellow), 20 (— orange), 40 (— red) and 60 (— brown) mM of acetic acid.

acid whereas 4 and 5 appeared to be the most active. A clear trend was observed in which more cathodic current enhancement was found with cobalt complexes of more electron-donating terpyridine ligands. As the scan rate is increased (50, 100, 250, 500, 750 and  $1000 \text{ mV s}^{-1}$ ) the behaviour persists, with the catalytic current showing very little dependence on scan rate. This behaviour is attributed to catalytic proton reduction, as confirmed by the bulk electrolysis of 3 under similar conditions yielding  $\text{H}_2$  as the only product in over 80% faradic yield (see ESI Fig. S2†). Thus, as expected, enhancing the nucleophilicity of the Co complex by ligand modification results in redox couples at more negative potentials and in a greater overpotential being required for proton reduction while at the same time favouring protonation, thus enhancing the catalytic activity for hydrogen formation.



The rate constant for reaction (1) has been measured recently in different solvents, and was shown to be  $k_d = 3.2 \times 10^{-2} \text{ s}^{-1}$  in conditions similar to those utilized for catalysis within this report (DMF as the solvent).<sup>29</sup> Upon reduction of  $\text{Co}^{\text{II}}$  to  $\text{Co}^{\text{I}}$ , the ability should increase and the loss of a tpy ligand become easier. Although the bisterpyridine complex is clearly favoured (we have confirmation that pure synthetic  $\text{Co}(\text{tpy})\text{Cl}_2$  loses its green colour as soon as it is dissolved in a solvent such as DMF and disproportionates – eqn (2)), this precedent clearly suggests the kinetic viability of a monoterpyridine complex, especially upon further reduction.



#### On the nature of the active species: mono- or bis-terpyridine?

The initial complex under consideration is  $[\text{Co}(\text{tpy})_2](\text{PF}_6)_2$  with a full coordination sphere, theoretically unsuitable for substrate binding and activation. Indeed, although there exists one report of a relevant pyridine-coordinated cobalt complex with a coordination number greater than 6, cobalt complexes of such high coordination numbers remain exceedingly rare.<sup>25</sup> Therefore, to generate an open coordination site through which catalysis can proceed, two options exist: (a) de-coordination and rotation of either one or two peripheral pyridine rings or (b) loss of an entire terpyridine ligand. Whereas both processes have been speculatively included within catalytic cycles, we favour catalysis occurring through an active species comprising of only one terpyridine ligand due to precedent for a similar structure in an analogous system.<sup>26</sup>

The ability of  $[\text{Co}(\text{tpy})_2]^{2+}$  to liberate a tpy ligand, in a reaction depicted in eqn (1), has been studied previously and has been shown to have a strong dependence on the nature of the solvent.<sup>27,28</sup>

In an attempt to glean insights into the redox potential of a possible Co–monotpy species in DMF and identify possible electrochemical features, the evolution of the CV features of various proportions of cobalt dichloride and terpyridine were analysed in order to manipulate the equilibrium presented in eqn (2).

CVs of a 2 mM solution of terpyridine in DMF under argon were initially collected. No signal is observed in the potential range scanned (Fig. 3, black).  $\text{CoCl}_2$  was then added to this solution to obtain a solution of 2 mM terpyridine with 1 mM of  $\text{CoCl}_2$  (Fig. 3, blue). Under these conditions, similar to those of our catalytic assays, the cyclic voltammograms were found to be identical to those collected with pre-synthesized  $\text{Co}(\text{tpy})_2$ . Subsequently, additional  $\text{CoCl}_2$  was added to the electrochemical cell in order to shift the equilibrium depicted in eqn (2) towards a possible Co–monotpy complex.

A new electrochemical feature could be observed at  $-1.40 \text{ V vs. Fc}^+/\text{Fc}$  when a ratio of  $\text{CoCl}_2 : \text{tpy}$  of 2 : 2 was obtained (Fig. 3,



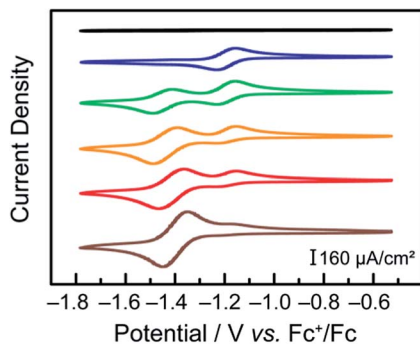


Fig. 3 Cyclic voltammograms under Ar at 100 mV s<sup>-1</sup> in DMF, TBAPF<sub>6</sub> 0.1 M, on a glassy carbon electrode of a solution of 2 mM tpy (— black) and 2 mM tpy with added 1 mM (— blue), 2 mM (— green), 3 mM (— orange), 4 mM (— red) and 10 mM (— brown) of CoCl<sub>2</sub>.

green). We have assigned the new electrochemical feature found at -1.40 V vs. Fc<sup>+/Fc</sup> as the Co<sup>III/I</sup> couple associated with a Co-monotpy given that it can neither be attributed to Co(tpy)<sub>2</sub>, CoCl<sub>2</sub> nor tpy itself (ESI Fig. S3†). Upon further addition of CoCl<sub>2</sub>, the new electrochemical feature was observed to increase in intensity while the [Co(tpy)<sub>2</sub>]<sup>2+</sup>/[Co(tpy)<sub>2</sub>]<sup>+</sup> feature decreased in intensity.

Under conditions of the greatest excess of CoCl<sub>2</sub> relative to terpyridine tested (10 : 2), the small feature assigned to Co(tpy)<sub>2</sub> was still present in the mixture, as seen by the presence of the anodic feature of the [Co(tpy)<sub>2</sub>]<sup>2+</sup>/[Co(tpy)<sub>2</sub>]<sup>+</sup> couple. This further shows that the preferred state is Co-bistpy, and is consistent with our observation that Co(tpy)<sub>2</sub> is the only observable species in the bulk during catalysis under similar conditions.<sup>16</sup>

A similar experiment was conducted under catalytic conditions, where the height of the catalytic peak was monitored as different ratios of tpy and CoCl<sub>2</sub> were added (ESI Fig. S4†). A catalytic peak was observed even in proportions of Co/tpy of 1 : 1. This alone does not discriminate between an active species of 2 or 1 tpy per cobalt since as noted above, 1 : 1 mixtures of Co and tpy will disproportionate to form a part of Co(tpy)<sub>2</sub>. However, when a second equivalent of terpyridine was added, the catalytic current decreased by 15% (ESI Fig. S4†). Should Co(tpy)<sub>2</sub> be the active catalyst, the addition of the 2<sup>nd</sup> equivalent of tpy would be expected to increase the catalytic current observed. Since the reverse is observed, this experiment supports the idea of an active catalyst containing less than 2 tpy per cobalt centre.

From this, and based on our previous study of CO<sub>2</sub> reduction by Co-tpy, we conclude that it is likely that the active catalyst for the reduction of protons to hydrogen is comprised of one tpy per cobalt centre.

### Possible mechanisms – quantification of the catalytic activity for hydrogen evolution by 1–5

A few potential mechanisms are described below with the initial assumptions that all electron transfers occur at the electrode and a heterolytic mechanism is operative. The two main heterolytic mechanisms are schematically depicted in Scheme

2, without taking into account the localization of the electrons in the complex (*i.e.*: the species formally denoted Co<sup>0</sup> could also be Co<sup>I</sup>L<sup>-</sup>). In the ECEC mechanism on the left, Co<sup>I</sup> is reduced to Co<sup>0</sup>, which undergoes protonation to form a Co<sup>II</sup>-H. This hydride is not sufficiently hydridic to be protonated efficiently and is reduced to a formally Co<sup>I</sup>-H. Subsequent protonation of the hydride yields H<sub>2</sub> and Co<sup>I</sup>. The second mechanism, on the right, is an EECC mechanism, where the Co<sup>II</sup> species is sequentially reduced twice to generate a Co<sup>0</sup> which can be protonated to form a Co<sup>II</sup>-H. In that case the latter is nucleophilic enough to react with a second proton thus forming H<sub>2</sub> and Co<sup>II</sup>.

To quantify the rates by which the HER occur for compounds 1–5 using cyclic voltammetry, the *foot-of-the-wave* analysis (FOWA) developed by Savéant *et al.* was performed.<sup>30</sup> FOWA was preferred to the *i<sub>c</sub>/i<sub>p</sub>* analysis that has been classically used in the literature<sup>31–33</sup> because of the shape of the CVs observed. In the absence of the classical S-shaped curve with a fixed plateau current and overlapping forward and backward traces, the CVs near the peak are mostly under the influence of other factors, such as substrate consumption and diffusion. To circumvent this and estimate the rate constant for the HER, the CV is modelled near the foot of the wave, where these factors play a smaller role and the shape of the CV is dominated by the catalytic reaction.

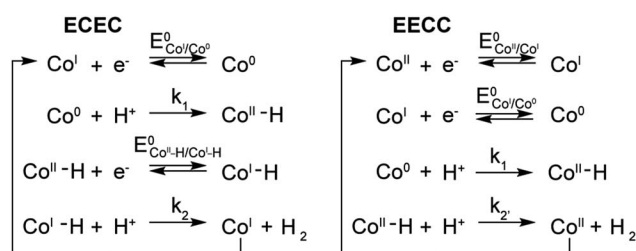
It has to be noted that the rate constants determined by means of the FOWA here represent intrinsic rate constants, in the hypothetical scenario where the catalysis is not limited by side phenomena such substrate consumption. As such, there are most probably overestimations of the observed rate constant in bulk electrolyses, where the side phenomena might have a greater influence.

For a reversible homogeneous diffusion controlled one-electron transfer, the current at the peak is given by the Randles-Sevcik equation:

$$i_p^0 = 0.4463 F S C_p^0 \sqrt{\frac{F \nu D}{RT}} \quad (3)$$

where *S* is the surface area of the electrode, *C<sub>p</sub><sup>0</sup>* the concentration of P in the bulk solution, *D* the diffusion coefficient, *ν* the scan rate and *R*, *T* and *F* the gas constant, temperature and Faraday's constant respectively. This equation describes the features observed in DMF in the absence of acetic acid (Fig. 1).

For a multi-step catalytic reaction following the two mechanisms depicted in Scheme 2, namely an ECEC and a EECC



Scheme 2 ECEC and EECC schematic mechanisms for H<sub>2</sub> evolution by 1–5.



(where the second reduction event is easier than the first) where all electron transfers occur at the electrode, the expression of the current is given by the following equation:<sup>34,35</sup>

$$i = \frac{2FSC_p^0 \sqrt{Dk_{\text{obs}}}}{1 + e^{\left[\frac{F}{RT}(E - E_{\text{Co}^1/\text{Co}^0}^0)\right]}} \quad (4)$$

where  $k_{\text{obs}}$  is the apparent rate constant and  $E_{\text{Co}^1/\text{Co}^0}^0$  is the standard potential of the redox couple triggering catalysis.

Since the surface of the electrode used is constant, and assuming that the diffusion coefficient of the complexes involved in the catalytic cycle are comparable, dividing (4) by  $i_p^0$  (eqn (3)) allows for a straightforward determination of  $k_{\text{obs}}$  without prior need for determination of the diffusion coefficient or the electrochemically accessible surface of the electrode:

$$\frac{i}{i_p^0} = \frac{2\sqrt{k_{\text{obs}}}}{0.4463} \sqrt{\frac{RT}{Fv}} \times \frac{1}{1 + e^{\left[\frac{F}{RT}(E - E_{\text{Co}^1/\text{Co}^0}^0)\right]}} \quad (5)$$

Plotting  $i/i_p^0$  as a function of  $1/\left(1 + \exp\left[\frac{F}{RT}(E - E_{\text{Co}^1/\text{Co}^0}^0)\right]\right)$  near the foot of the wave gives a linear function at a given scan rate (see ESI Fig. S5†). The observed rate constant  $k_{\text{obs}}$  can then be extracted from the slope of the linear fit. For both mechanisms considered here  $k_{\text{obs}} = k_1 \times C_A^0$  with  $k_1$  the rate constant for the hydride formation reaction and  $C_A^0$  the concentration of acid in the bulk solution. In the case of compounds 1–5, the rate constants were determined using the FOWA with a concentration of acetic acid of 60 mM and the analysis was repeated at 6 different scan rates in the 0.05–1 V s<sup>-1</sup> range. The results are shown in Fig. 4.

As expected, the rate constants are independent of scan rate (Fig. 4). In the case of compound 3, the same analysis was performed at 40 and 20 mM of acetic acid with scan rates of 0.05–1 V s<sup>-1</sup> and the rate constant was shown to be independent of acid concentration as expected (ESI Fig. S6†). The average of the values obtained at the 6 different scan rates tested was used as  $k_1$ : 6400 M<sup>-1</sup> s<sup>-1</sup> for 5, 1700 M<sup>-1</sup> s<sup>-1</sup> for 4, 1100 M<sup>-1</sup> s<sup>-1</sup> for 3,

200 M<sup>-1</sup> s<sup>-1</sup> for 2 and 100 M<sup>-1</sup> s<sup>-1</sup> for 1 (data shown in ESI Fig. S7 and 8†). Insights regarding turnover frequencies (TOF) values can then be derived from these numbers using the equation:  $\text{TOF}_{\text{max}} = k_1 C_A^0$ , but only if  $k_1$  can be considered rate-limiting. As detailed in the ESI (pp. S15–16†), the evaluation of the CVs for 3 confirms that indeed  $k_1$  is rate-determining. Thus maximum intrinsic turnover frequency  $\text{TOF}_{\text{max}}$  are given in Fig. 4 (right) for a concentration of acetic acid of 1 M. Comparison of the five complexes confirm that the more electron-donating the substituent, the better the catalyst is at hydrogen evolution from acetic acid in DMF in terms of maximal turnover frequency. If the protonation of a cobalt-hydride is invoked in the mechanism for hydrogen evolution, the hydridic nature of the hydride would be dictated by the electronic density on the metal centre. As more electron-donating substituents are on the ligands, the electronic density on the metal is expected to increase, yielding a hydride more reactive towards protonation.

In an effort to benchmark the activity of the complexes towards proton reduction and to compare them to other systems, a catalytic Tafel plot was generated (Fig. 5). The catalytic Tafel plot has been recently proposed by Savéant *et al.* as an efficient way to compare catalysts without having to depend so heavily on cell geometries used for bulk electrolyses.<sup>36</sup> It consists of a plot of the log of TOF as a function of overpotential. As has been demonstrated elsewhere,<sup>35</sup> the turnover frequency depends on the applied potential following eqn (6):

$$\text{TOF} = \frac{\text{TOF}_{\text{max}}}{1 + \exp\left[\frac{F}{RT}(E - E_{1/2})\right]} \quad (6)$$

where  $E_{1/2}$  is the redox potential of the event triggering catalysis, here  $E_{\text{Co}^1/\text{Co}^0}^0$ . In order to take into account the overpotential  $\eta = E_{\text{H}^+/ \text{H}_2}^{0, \text{ap}} - E$ , with  $E_{\text{H}^+/ \text{H}_2}^{0, \text{ap}}$ , the apparent redox potential for the reduction of the acid under consideration in the solvent studied, (6) can be reformulated as:

$$\text{TOF} = \frac{\text{TOF}_{\text{max}}}{1 + \exp\left[\frac{F}{RT}(E_{\text{H}^+/ \text{H}_2}^{0, \text{ap}} - \eta - E_{\text{Co}^1/\text{Co}^0}^0)\right]} \quad (7)$$

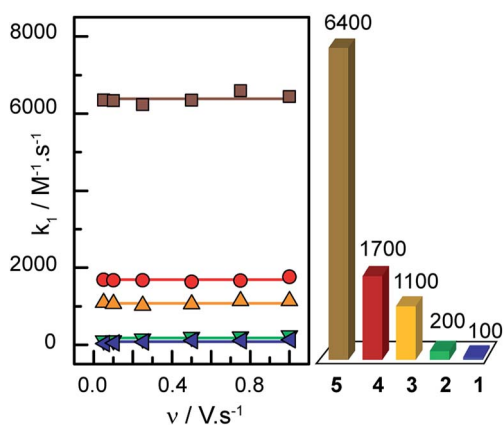


Fig. 4 Left:  $k_1$  values obtained through the FOWA of compounds 1 (— blue), 2 (— green), 3 (— orange), 4 (— red) and 5 (— brown) at different scan rates. Right: corresponding  $\text{TOF}_{\text{max}}$  (in s<sup>-1</sup>) for an acid concentration of 1 M.

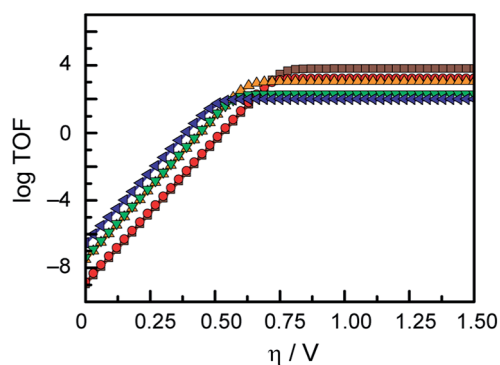


Fig. 5 Catalytic Tafel plot. Turnover frequency for the evolution of hydrogen from 1 M acetic acid in DMF catalysed by 1 (— blue), 2 (— green), 3 (— orange), 4 (— red) and 5 (— brown) as a function of overpotential.



The logarithm of (7) is the equation of the catalytic Tafel plot. The catalytic Tafel plot can be generated from three parameters:  $\text{TOF}_{\max}$ ,  $E_{\text{Co}^0/\text{Co}^0}^0$  and  $E_{\text{H}^+/\text{H}_2}^{0, \text{ap}}$ . We have previously determined  $\text{TOF}_{\max} = k_1 C_A^0$  for a specifically chosen concentration of acetic acid,  $C_A^0 = 1 \text{ M}$ , (Fig. 4, right).  $E_{\text{Co}^0/\text{Co}^0}^0$  is determined from CVs in the absence of substrate (Fig. 1, ligand based feature, ESI Fig. S1†).  $E_{\text{H}^+/\text{H}_2}^{0, \text{ap}}$  can be calculated using the following thermodynamic relationship (8):

$$E_{\text{H}^+/\text{H}_2}^{0, \text{ap}} = E_{\text{H}^+/\text{H}_2}^0 - 0.059 \times \text{p}K_{\text{acid}}^{\text{solvent}} \quad (8)$$

with  $E_{\text{H}^+/\text{H}_2}^0$  the thermodynamic potential for the reduction of protons to hydrogen in the solvent chosen. Following previously reported values, under our conditions  $E_{\text{H}^+/\text{H}_2}^0 = -0.62 \text{ V vs. Fc}^+/\text{Fc}$ , and  $\text{p}K_{\text{acetic acid}}^{\text{DMF}} = 13.5$ .<sup>37</sup> These values are used to calculate  $E_{\text{H}^+/\text{H}_2}^{0, \text{ap}} = -1.42 \text{ V vs. Fc}^+/\text{Fc}$ .

This catalytic Tafel plot representation allows for easy interpretation of the catalytic activity, and exemplifies the trade-off between overpotential and TOF of a catalytic system. While there only are a few examples of hydrogen evolution catalysts that have been studied using the FOWA analysis so far,<sup>36,38</sup> we believe that this report of catalytic Tafel behaviour will prove useful for future comparative purposes as more catalytic Tafel plots are reported.

### Study of complexes 1–5 as catalysts for CO<sub>2</sub> reduction to CO

Compounds 1–5 were then assayed for CO<sub>2</sub> reduction, in CO<sub>2</sub>-saturated DMF, with 5% of added water as a proton source to mimic the conditions of the previous report in which mixtures of CO and H<sub>2</sub> were generated using compound 3 as a catalyst. The cyclic voltammograms, in Fig. 6, show that compounds 1, 2, 4 and 5 behaved as compound 3:<sup>16</sup> two reversible one-electron diffusion-controlled waves under an inert atmosphere, as observed previously in dry DMF, and a strong cathodic current enhancement of the ligand-based system accompanied by loss of reversibility in CO<sub>2</sub>-saturated solutions. As shown below this

corresponds to a catalytic process producing a mixture of CO and H<sub>2</sub>.

As observed during the study of the HER, complexes bearing more electron-donating groups on the ligands exhibit higher current enhancements, as well as a shift of the catalytic activity to more reducing potentials. To evaluate the range of the relative rate constants for CO<sub>2</sub> reduction for 1–5, the FOWA was performed on CVs at different scan rates for each catalyst under catalytic conditions. The goal was to obtain an estimate of the maximal possible rate for the CO<sub>2</sub> reduction catalytic process. The results of the FOWA (ESI Fig. S9–11†) indicate a range of second-order rate constants across the series from below 50 M<sup>-1</sup> s<sup>-1</sup> for 1 to over 350 M<sup>-1</sup> s<sup>-1</sup> for 5. Of importance, these values are upper estimates of the rate constants for CO<sub>2</sub> reduction due to the presence of multiple electrochemical processes occurring within the catalytic feature of the CVs. These results give a quantitative description of the greater effect that electronic tuning of the ligand sphere has on proton reduction rates relative to CO<sub>2</sub> reduction rates, as the rate constants for H<sub>2</sub> evolution from acetic acid for the same catalysts series vary from 100 to over 6000 M<sup>-1</sup> s<sup>-1</sup>. In both cases electron withdrawing groups also decrease the overpotential for the onset of catalysis, albeit at the expense of observed current densities.

To compare the activity of these compounds for the reduction of CO<sub>2</sub>, bulk electrolyses were performed with a fixed applied current. In order to control the kinetics of the system, a constant current of 300 μA was applied for 4 hours to 1 mM CO<sub>2</sub>-saturated solutions of compounds 1–5 in DMF/H<sub>2</sub>O (95 : 5) with 0.1 M of TBAPF<sub>6</sub> as supporting electrolyte. Over the course of the experiment, the potential at the working electrode slowly decreased as all the Co<sup>II</sup> was reduced to Co<sup>I</sup> (0.77 C, 43 min), at which point a steady potential was observed, which remained constant throughout the rest of the experiment (ESI Fig. S12†). As expected, the more negative the potential of the ligand-based reduction, the more negative the potential at which the system equilibrated.

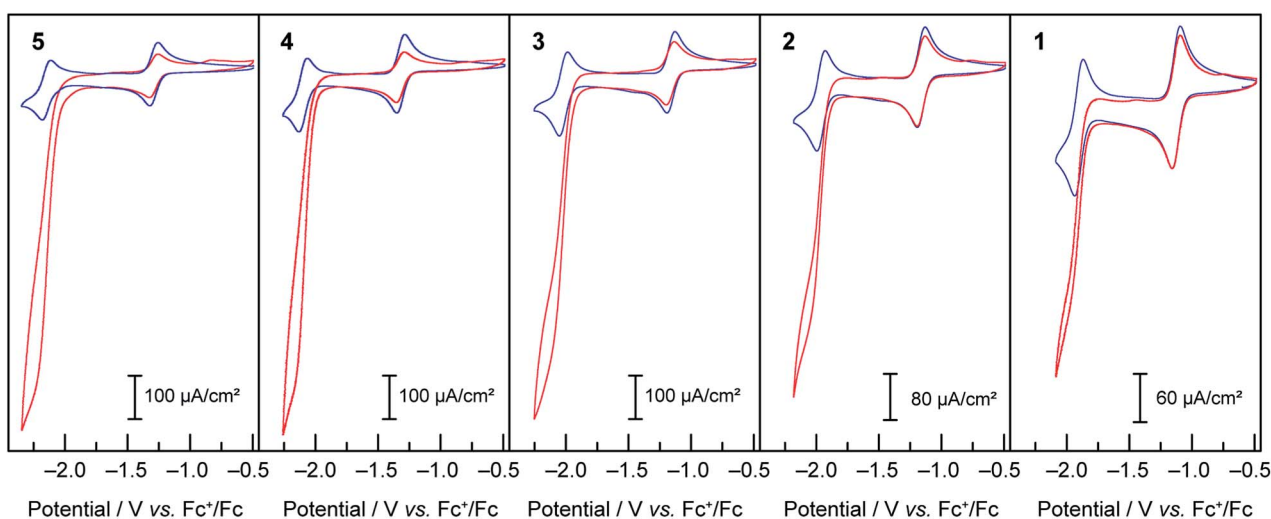


Fig. 6 Cyclic voltammograms under Ar (— blue) and CO<sub>2</sub> (— red) at 50 mV s<sup>-1</sup> of 1 mM solutions of compounds 1–5 in DMF/H<sub>2</sub>O (95 : 5), TBAPF<sub>6</sub> 0.1 M.



As was the case for a previous report involving compound **3**, the only gaseous products observed were CO and H<sub>2</sub>.<sup>16</sup> The faradic efficiencies for these products are given in Fig. 7. Since a constant current was applied during the experiments, the number of Coulombs passed over time was fixed and the absolute moles of product observed correlates directly to the faradic yields. The systems can thus be compared in terms of faradic yields or moles of product formed alike (ESI Fig. S13†).

When considering only complexes **1–4**, the catalysts that exhibited the lowest activity towards H<sub>2</sub> evolution from acetic acid in DMF were found to be the most selective compounds for CO production over H<sub>2</sub> evolution under CO<sub>2</sub> reduction conditions. From compound **4** to compound **1**, the faradic efficiency for CO production rose from 4% to 31%, while the efficiencies for H<sub>2</sub> evolution dropped from 23% for **4** to 2% for **1**. The strategy of tuning the electronics of the system to turn off hydrogen production thus yielded the results expected with compound **1** being the most selective CO<sub>2</sub> reduction catalyst.

We have previously shown using catalyst **3** that the ratios of H<sub>2</sub> to CO obtained in CO<sub>2</sub> reduction catalytic conditions can be tuned by varying the applied potential.<sup>16</sup> More specifically, forcing the system *via* increasing the overpotential favours H<sub>2</sub> production with respect to CO<sub>2</sub> reduction by increasing the total amount of H<sub>2</sub> generated but virtually unaltering the amount of CO generated. Interestingly, considering only complexes **1–4**, we show here a similar qualitative behaviour wherein increasing the electron density on the metal centre, now using tpy-derived ligands with increasing electron-donating properties, results in enhanced H<sub>2</sub> production thereby decreasing the ratio of CO : H<sub>2</sub> generated. Thus, in this particular case, increasing the reducing power of the system, while accelerating both reactions, has a greater effect on H<sup>+</sup> reduction than on CO<sub>2</sub> reduction in a similar manner as increasing the applied potential of a single system enhanced the amount of H<sub>2</sub> generated while having little effect on the total amount of CO generated.

Our present data, together with previous reports, are consistent with a monotpy cobalt complex, Co<sup>I</sup>(tpy<sup>-</sup>), as the active catalytic intermediate, with product selectivity depending on the competition between reaction with H<sup>+</sup> or CO<sub>2</sub> (Scheme 3). Understanding the reason for electron-enriched tpy ligands affecting the two reactions so differently requires deep theoretical characterization of the electronic structure of the

intermediate species as well as the activation energies of the reactions in both cases which are currently under investigation. However, we suggest that, to a first approximation, differences in coulombic repulsion of transition states can be invoked to explain the larger variations found in Co<sup>I</sup>(tpy<sup>-</sup>) interactions with H<sup>+</sup> relative to interactions with CO<sub>2</sub> upon changes in electronic structure of the ligand field. In considering proton reduction, the critical interaction is between a positively charged H<sup>+</sup> atom and an electron-rich cobalt centre. As the cobalt centre is made less electron-rich through the incorporation of more electron-withdrawing tpy ligands, the coulombic repulsion between the cobalt centre and the H<sup>+</sup> should be increased resulting in a higher activation barrier. In contrast, as CO<sub>2</sub> is a neutral substrate, there should be minimal effect on the activation barrier between the cobalt centre and CO<sub>2</sub> attributable to the cobalt centre becoming less electron-rich. While simply a first approximation, electronic repulsion forces have proven to significantly contribute to activation barriers for other reactions fully characterized by high level density functional theory.<sup>39</sup>

Whereas **1–4** clearly correlated to the aforementioned trend between proton reduction rate constants and selectivity for CO<sub>2</sub> reduction, **5** surprisingly varied from the trend. The tpy ligand within **5**, which includes three <sup>t</sup>Bu groups, is the most electron-rich ligand of the series under study and as a consequence afforded the highest rates of H<sup>+</sup> reduction (Fig. 2 and 4). Yet **5** only exhibited a faradic yield of 4% for H<sub>2</sub> evolution under CO<sub>2</sub> reduction conditions, despite its tremendous activity for hydrogen evolution from acetic acid in DMF. Along with this very small faradic efficiency for H<sub>2</sub> production, **5** also exhibits the highest activity towards CO<sub>2</sub> reduction to CO. It is tempting to consider that this is related to a steric effect as the functionalization of **5** is unique relative to the other complexes under study, with all three pyridine rings of the tpy ligand modified with larger <sup>t</sup>Bu substituents. We have previously proposed a mechanism for CO<sub>2</sub> reduction by **3** implying the formation of inactive dimeric species in the electrocatalytic reaction layer, in agreement with an apparent order in catalyst **3** of 0.5 in bulk electrolysis under electrocatalytic conditions.<sup>16</sup> It is thus proposed that increased steric hindrance provided by <sup>t</sup>Bu substituents on the tpy ligand disfavors the formation of the inactive dimer and thus greatly increases the concentration of the catalytically active mononuclear Co<sup>I</sup>(tpy<sup>-</sup>) intermediate.

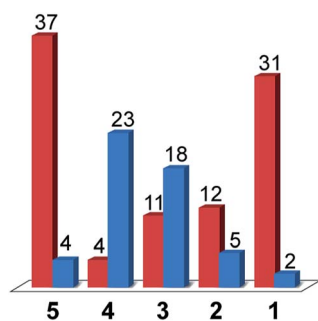
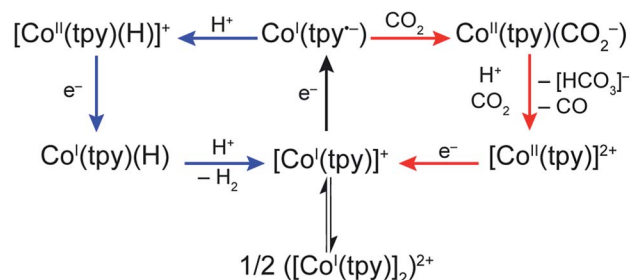


Fig. 7 Faradic yields (in %) for CO (red) and H<sub>2</sub> (blue) during the bulk electrolysis of 1 mM solutions of compounds **1–5** under CO<sub>2</sub> in DMF/H<sub>2</sub>O (95 : 5), TBAPF<sub>6</sub> 0.1 M with an applied current of 300 μA during 4 h.



Scheme 3 Proposed mechanisms for CO<sub>2</sub> and H<sup>+</sup> reduction by Co-tpy.





Accordingly, under CO<sub>2</sub> reduction conditions, the reaction order in **5** was observed to be much closer to a traditional first order (ESI Fig. S14†).

However, simply increasing the concentration of a Co monopy intermediate can only affect product selectivity if the dimeric species can also participate in a selectivity determining step. As mentioned before, the primary selectivity determining step is the relative interaction between Co<sup>I</sup>(tpy<sup>−</sup>) and either an equivalent of CO<sub>2</sub> or an equivalent of H<sup>+</sup>. The observation of steric hindrance affecting selectivity by disfavoring H<sup>+</sup> reduction suggests that the dimeric species can directly enter a proton reduction cycle *via* protonolysis. While speculative, this observation of a steric effect on product selectivity is unprecedented for CO<sub>2</sub> reduction. Typically, the inclusion of functional groups within a ligand sphere to increase steric hindrance has been shown to increase overall rates of catalysis by either disfavoring the formation of inactive species or increasing the overpotential, but has not been shown to affect product selectivity. Despite falling outside the scope of the current manuscript, this report of the unexpected role of steric strain on product selectivity within the Co–tpy system clearly indicates a more complex reaction scheme relevant to selectivity and is motivation to continue to interrogate the role of steric hindrance on selectivity in the future.

## Conclusions

In summary, we have reported the catalytic competency of catalysts **1–5** towards two reactions: the reduction of protons to H<sub>2</sub>, and the parallel reduction of CO<sub>2</sub> and water to a mixture of CO and H<sub>2</sub>. Utilizing preparative scale electrolysis and the *foot-of-the-wave* analysis on cyclic voltammograms, the faradic yields for proton reduction and corresponding rate constants have been reported. A general trend is observed wherein faster rate constants are obtained with more electron rich ancillary ligands field, however at the expense of larger overpotentials. We have similarly evaluated the faradic yields and rate constants for CO<sub>2</sub> reduction for the same series of catalysts and have observed a correlation between higher faradic yields for CO production with lower proton reduction rate constants. This represents the first report of a molecular system for which the selectivity towards CO<sub>2</sub> reduction can be rationally optimized through disfavoring the HER. In agreement with this observation, utilizing the *foot-of-the-wave* analysis, we have demonstrated that electronic modifications to the ancillary ligand field have a much smaller effect on rate constants for CO<sub>2</sub> reduction relative to rate constants for proton reduction. The less dramatic effect found for CO<sub>2</sub> reduction rate constants upon ligand modifications validates the proposed strategy of “turning off” proton reduction in order to gain enhanced selectivity for carbon containing products for molecular CO<sub>2</sub> reduction systems. Whereas transition state electronic repulsion arguments can be made to justify these results, a more thorough theoretical evaluation is currently under pursuit. Finally, we have also observed a novel steric effect on product selectivity through the inclusion of multiple <sup>t</sup>Bu functional groups within the terpyridine ligands. Future work will be focused on better

understanding this unique relationship between steric hindrance and product selectivity. We believe that these results and strategy validation are valuable to the rapidly growing area of molecular CO<sub>2</sub> reduction catalysts development.

## Experimental section

### General considerations

Unless otherwise noted, all solvents were purchased from Carlo Erba. Hexadistilled mercury was purchased from Ophram and annealed platinum wire was purchased from Alfa Aesar. Anhydrous *N,N*-dimethylformamide, cobalt(II) chloride, tetra-*n*-butylammonium hexafluorophosphate (TBAPF<sub>6</sub>), sodium methoxide, glacial acetic acid, ammonium hexafluorophosphate, 4'-chloro-2,2':6',2''-terpyridine, 4'-(4-chlorophenyl)-2,2':6',2''-terpyridine, 4,4',4''-tri-*tert*-butyl-2,2':6',2''-terpyridine, 4'-(4-methylphenyl)-2,2':6',2''-terpyridine and 2,2':6',2''-terpyridine of the highest purity available were purchased from Sigma-Aldrich and used as received. 4'-Methoxy-2,2':6',2''-terpyridine and compounds **1–5** were synthesized according to modified literature procedures.<sup>40–42</sup>

All electrochemical data were referenced to the potential of the Fc<sup>+</sup>/Fc couple in the solvent system used and the IUPAC convention was used to report current.

### Cyclic voltammetry experiments

All cyclic voltammetry experiments were carried out in a 10 mL single-compartment cell using a 3 mm diameter glassy carbon electrode (from Bio-Logic). The working electrode was polished before each measurement with a 1 μm diamond suspension. A Pt wire counter electrode was used, with a Ag/AgCl, 3 M NaCl reference electrode separated from the solution by a Vycor tip. IR drop was compensated to 85% using the ZIR built-in compensation method of the SP 300 Bio-Logic potentiostat. The supporting electrolyte used was tetrabutylammonium hexafluorophosphate (TBAPF<sub>6</sub>) at a concentration of 0.1 M. All solutions were thoroughly degassed with argon or CO<sub>2</sub> before CVs were recorded.

### Bulk electrolysis experiments

Bulk electrolysis experiments were carried out in a custom made two-compartment cell (ESI Fig. S15†). The working electrode used was a 1.5 cm diameter pool of mercury, separated from the coiled annealed platinum wire counter electrode by a porous 4 frit, and the Ag/AgCl, 3 M NaCl reference electrode was separated from the solution by a Vycor tip. The supporting electrolyte used was TBAPF<sub>6</sub> at a concentration of 0.1 M. The typical volume of solution used in the working compartment of the cell is 8 mL, and the typical headspace volume is 27 mL. A Bio-Logic SP 300 potentiostat connected to a booster card was used to apply a constant potential or constant current. Bulk electrolysis solutions were purged with inert gas (N<sub>2</sub>) or CO<sub>2</sub> for at least 15 min prior to electrolysis and stirred throughout bulk electrolysis experiments.



## Chemical analysis

H<sub>2</sub> and CO evolution were monitored by gas chromatography during bulk electrolyses by periodically sampling 50 μL of headspace. Measurements for H<sub>2</sub> were performed by gas chromatography on a Shimadzu GC-2014 equipped with a Quadrex column, a Thermal Conductivity Detector and using N<sub>2</sub> as a carrier gas. CO was measured using a Shimadzu GC-2010 Plus gas chromatography, fitted with a Restek Shin Carbon column, helium carrier gas, a methanizer and a Flame Ionization Detector. Gas chromatography calibration curves were made by sampling known volumes of CO and H<sub>2</sub> gas respectively. The presence of other CO<sub>2</sub> reduction products was assessed following previously reported methods.<sup>16</sup>

## Acknowledgements

We acknowledge support from Fondation de l'Orangerie for individual Philanthropy and its donors. This work was supported by the French National Research Agency (ANR, Carbiored ANR-12-BS07-0024-03) and the French State Program 'Investissements d'Avenir' (Grants "LABEX DYNAMO", ANR-11-LABX-0011). N. E. acknowledges the Direction Générale de l'Armement (DGA) for a graduate research fellowship.

## Notes and references

- 1 T. Faunce, S. Styring, M. R. Wasielewski, G. W. Brudvig, A. W. Rutherford, J. Messinger, A. F. Lee, C. L. Hill, H. deGroot, M. Fontecave, D. R. MacFarlane, B. Hankamer, D. G. Nocera, D. M. Tiede, H. Dau, W. Hillier, L. Wang and R. Amal, *Energy Environ. Sci.*, 2013, **6**, 1074.
- 2 T. R. Cook, D. K. Dogutan, S. Y. Reece, Y. Surendranath, T. S. Teets and D. G. Nocera, *Chem. Rev.*, 2010, **110**, 6474.
- 3 H. Arakawa, M. Aresta, J. N. Armor, M. A. Barteau, E. J. Beckman, A. T. Bell, J. E. Bercaw, C. Creutz, E. Dinjus, D. A. Dixon, K. Domen, D. L. DuBois, J. Eckert, E. Fujita, D. H. Gibson, W. A. Goddard, D. W. Goodman, J. Keller, G. J. Kubas, H. H. Kung, J. E. Lyons, L. E. Manzer, T. J. Marks, K. Morokuma, K. M. Nicholas, R. Periana, L. Que, J. Rostrup-Nielsen, W. M. H. Sachtler, L. D. Schmidt, A. Sen, G. A. Somorjai, P. C. Stair, B. R. Stults and W. Tumas, *Chem. Rev.*, 2001, **101**, 953.
- 4 M. Rakowski DuBois and D. L. DuBois, *Acc. Chem. Res.*, 2009, **42**, 1974.
- 5 E. E. Benson, C. P. Kubiak, A. J. Sathrum and J. M. Smieja, *Chem. Soc. Rev.*, 2009, **38**, 89.
- 6 A. J. Morris, G. J. Meyer and E. Fujita, *Acc. Chem. Res.*, 2009, **42**, 1983.
- 7 S. N. Riduan, Y. Zhang and J. Y. Ying, *Angew. Chem., Int. Ed.*, 2009, **48**, 3322.
- 8 C. Federsel, A. Boddien, R. Jackstell, R. Jennerjahn, P. J. Dyson, R. Scopelliti, G. Laurenczy and M. Beller, *Angew. Chem., Int. Ed.*, 2010, **49**, 9777.
- 9 C. Costentin, S. Drouet, M. Robert and J.-M. Saveant, *Science*, 2012, **338**, 90.
- 10 M. Bourrez, F. Molton, S. Chardon-Noblat and A. Deronzier, *Angew. Chem., Int. Ed.*, 2011, **50**, 9903.
- 11 J. D. Froehlich and C. P. Kubiak, *Inorg. Chem.*, 2012, **51**, 3932.
- 12 J. Agarwal, T. W. Shaw, C. J. Stanton, G. F. Majetich, A. B. Bocarsly and H. F. Schaefer, *Angew. Chem., Int. Ed.*, 2014, **53**, 5152.
- 13 M. L. Clark, K. A. Grice, C. E. Moore, A. L. Rheingold and C. P. Kubiak, *Chem. Sci.*, 2014, **5**, 1894.
- 14 J. A. Keith, K. A. Grice, C. P. Kubiak and E. A. Carter, *J. Am. Chem. Soc.*, 2013, **135**, 15823.
- 15 J. M. Smieja, E. E. Benson, B. Kumar, K. A. Grice, C. S. Seu, A. J. M. Miller, J. M. Mayer and C. P. Kubiak, *Proc. Natl. Acad. Sci. U. S. A.*, 2012, **109**, 15646.
- 16 N. Elgrishi, M. B. Chambers, V. Artero and M. Fontecave, *Phys. Chem. Chem. Phys.*, 2014, **16**, 13635.
- 17 C. W. Li, J. Ciston and M. W. Kanan, *Nature*, 2014, **508**, 504.
- 18 A. Call, Z. Codola, F. Acuna-Pares and J. Lloret-Fillol, *Chem.–Eur. J.*, 2014, **20**, 6171.
- 19 M. Nippe, R. S. Khnayzer, J. A. Panetier, D. Z. Zee, B. S. Olaiya, M. Head-Gordon, C. J. Chang, F. N. Castellano and J. R. Long, *Chem. Sci.*, 2013, **4**, 3934.
- 20 S. Varma, C. E. Castillo, T. Stoll, J. Fortage, A. G. Blackman, F. Molton, A. Deronzier and M.-N. Collomb, *Phys. Chem. Chem. Phys.*, 2013, **15**, 17544.
- 21 T. Abe and M. Kaneko, *J. Mol. Catal. A: Chem.*, 2001, **169**, 177.
- 22 X. Chen, H. Ren, W. Peng, H. Zhang, J. Lu and L. Zhuang, *J. Phys. Chem. C*, 2014, **118**, 20791.
- 23 B. D. McCarthy, D. J. Martin, E. S. Rountree, A. C. Ullman and J. L. Dempsey, *Inorg. Chem.*, 2014, **53**, 8350.
- 24 A. E. King, Y. Surendranath, N. A. Piro, J. P. Bigi, J. R. Long and C. J. Chang, *Chem. Sci.*, 2013, **4**, 1578.
- 25 K. A. Gheysen, K. T. Potts, H. C. Hurrell and H. D. Abruna, *Inorg. Chem.*, 1990, **29**, 1589.
- 26 D. Inoki, T. Matsumoto, H. Nakai and S. Ogo, *Organometallics*, 2012, **31**, 2996.
- 27 H. P. Bennetto and E. F. Caldin, *J. Chem. Soc. A*, 1971, 2191.
- 28 J. Prasad and N. C. Peterson, *Inorg. Chem.*, 1969, **8**, 1622.
- 29 I. M. Henderson and R. C. Hayward, *J. Mater. Chem.*, 2012, **22**, 21366.
- 30 C. Costentin, S. Drouet, M. Robert and J.-M. Savéant, *J. Am. Chem. Soc.*, 2012, **134**, 11235.
- 31 S. Kal, A. S. Filatov and P. H. Dinolfo, *Inorg. Chem.*, 2014, **53**, 7137.
- 32 G. P. Connor, K. J. Mayer, C. S. Tribble and W. R. McNamara, *Inorg. Chem.*, 2014, **53**, 5408.
- 33 J. P. Bigi, T. E. Hanna, W. H. Harman, A. Chang and C. J. Chang, *Chem. Commun.*, 2010, **46**, 958.
- 34 E. S. Rountree, B. D. McCarthy, T. T. Eisenhart and J. L. Dempsey, *Inorg. Chem.*, 2014, **53**, 9983.
- 35 C. Costentin and J.-M. Savéant, *ChemElectroChem*, 2014, **1**, 1226.
- 36 V. Artero and J.-M. Savéant, *Energy Environ. Sci.*, 2014, **7**, 3808.
- 37 V. Fourmound, P.-A. Jacques, M. Fontecave and V. Artero, *Inorg. Chem.*, 2010, **49**, 10338.
- 38 D. J. Graham and D. G. Nocera, *Organometallics*, 2014, **33**, 4994.



- 39 L.-P. Wang, Q. Wu and T. Van Voorhis, *Inorg. Chem.*, 2010, **49**, 4543.
- 40 R. S. Gaddie, C. B. Moss and C. M. Elliott, *Langmuir*, 2013, **29**, 825.
- 41 P. Salvatori, G. Marotta, A. Cinti, E. Mosconi, M. Panigrahi, L. Giribabu, M. K. Nazeeruddin and F. De Angelis, *Inorg. Chim. Acta*, 2013, **406**, 106.
- 42 J. Chambers, B. Eaves, D. Parker, R. Claxton, P. S. Ray and S. J. Slattery, *Inorg. Chim. Acta*, 2006, **359**, 2400.

