



HAL
open science

Experimental exposure to trace metals affects plumage bacterial community in the feral pigeon

Marion Chatelain, Adrien Frantz, Julien Gasparini, Sarah Leclaire

► **To cite this version:**

Marion Chatelain, Adrien Frantz, Julien Gasparini, Sarah Leclaire. Experimental exposure to trace metals affects plumage bacterial community in the feral pigeon. 2016. hal-01274875

HAL Id: hal-01274875

<https://hal.sorbonne-universite.fr/hal-01274875>

Preprint submitted on 16 Feb 2016

HAL is a multi-disciplinary open access archive for the deposit and dissemination of scientific research documents, whether they are published or not. The documents may come from teaching and research institutions in France or abroad, or from public or private research centers.

L'archive ouverte pluridisciplinaire **HAL**, est destinée au dépôt et à la diffusion de documents scientifiques de niveau recherche, publiés ou non, émanant des établissements d'enseignement et de recherche français ou étrangers, des laboratoires publics ou privés.

**Experimental exposure to trace metals affects plumage bacterial community in the feral
pigeon**

Chatelain M^{1*}, Frantz A¹, Gasparini J¹ and Leclaire S^{1,2}

¹ Sorbonne Universités, UPMC Univ Paris 06, UPEC, Paris 7, CNRS, INRA, IRD, Institut d'Ecologie et des Sciences de l'Environnement de Paris, F-75005, Paris, France

²Centre d'Ecologie Fonctionnelle et Evolutive, UMR 5175, CNRS, 1919 route de Mende, 34293 Montpellier, France

*Corresponding author: Marion Chatelain, Address : Université Pierre et Marie Curie 7 quai St Bernard 75005 Paris France, E-mail : marion.chatelain@upmc.fr, Tel: +331442752

1 **Abstract**

2 Bacteria are fundamental associates of animals, and recent studies have highlighted their
3 major role in host behaviour, immunity or reproductive investment. Thus, any environmental
4 factor modifying bacterial community may affect host fitness. In birds, trace metals emitted
5 by anthropogenic activities accumulate onto the plumage where they may alter bacterial
6 community and ultimately affect bird fitness. Although trace metals are current major
7 environmental issues in urban habitats, their effects on feather bacterial community have
8 never been investigated. Here, we supplemented feral pigeons (*Columba livia*), an
9 emblematic urban species, with zinc and/or lead in drinking and bath water. As expected,
10 lead and zinc supplementations modified plumage bacterial community composition.
11 Zinc decreased bacterial load, while lead decreased bacterial richness and the frequency
12 of preening behaviour in birds, known to regulate feather bacteria. Our results
13 demonstrate for the first time the effects of common urban trace metals on plumage
14 bacterial community and shed light on one of the mechanisms by which trace
15 metals can affect bird fitness. Further studies are now needed to investigate how this
16 effect modulates avian life history traits known to depend on plumage bacterial community.

17

18 Key words: urban ecology, birds, bacteria

19

20 **INTRODUCTION**

21

22 Bacteria successfully colonize numerous and various habitats, including animal body parts
23 that are in direct contact with the surroundings such as skin, feathers or fur, and the digestive
24 tract. The normal flora, also called the microbiota, lives in symbiosis with its host, fulfilling
25 essential functions for host metabolism, such as cellulose degradation, vitamins synthesis(Hill
26 1997)and inhibition of pathogens proliferation (Olsson et al. 1992, Oh et al. 2006, Balcázar et
27 al. 2007).Recent studies have also revealed that bacteria may have surprising effects such as
28 shaping host behaviour and investment in reproduction (Ezenwa et al. 2012, Jacob et al.
29 2015). However, we have just made the first steps in discovering the diversity and functions
30 of these bacterial ecosystems, and it is now necessary to evaluate the factors that regulate
31 microbiota.

32 The microbiota is influenced by numerous interconnected factors, including host
33 behaviour,genotype and physiology(Mueller et al. 2006, Frank et al. 2011, Rosenthal et al.
34 2011, Hildebrand et al. 2013, Leclaire et al. 2014a),as well as its environment(Dotterud et al.
35 2008, Burkholder et al. 2008, Ruiz-de-Castañeda et al. 2011).Trace metals emitted by
36 anthropogenic activities have well-known detrimental effects on animals (Jarup 2003, Hsu et
37 al. 2006, Berglund et al. 2007, Eeva et al. 2009) andare thus of major environmental
38 concernsin most urban environments(Azimi et al. 2005, Scheifler et al. 2006, Roux and Marra
39 2007, Kekkonen et al. 2012). Some trace metals,such as lead, cadmium, zinc, copper, chrome
40 and nickel, are known to have toxic effects onenvironmental microbial communities(Babich
41 and Stotzky 1978, Giller et al. 1998). In contrast, although tracemetals can be naturally
42 ingested or inhaled by animals, and deposited on integuments, their effects on animal
43 microbiota have been poorly investigated (but seeHojberg et al. 2005, Vahjen et al. 2010,
44 Breton et al. 2013, Liu et al. 2014).

45

46 Plumage is a key point of interaction between birds and the microbial world, and, like other
47 integuments, is highly colonized by bacteria (Burt Jr and Ichida 1999, Muza et al. 2000,
48 Shawkey and Hill 2004, Whitaker et al. 2005). Although several studies have shown that
49 keratinolytic bacteria can alter feather structure *in vitro* (Burt Jr and Ichida 1999,
50 Shawkey et al. 2007), the *in vivo* effects of feather bacteria on their host have been scarcely
51 studied. A few correlative and experimental studies in captive and free-living birds have
52 shown, however, that feather bacteria may influence sexual signalization such as feather
53 colouration or plumage condition (Shawkey et al. 2007, Gunderson et al. 2009, Kilgas et
54 al. 2012, Leclaire et al. 2014b; but see Jacob et al. 2014), and affect bird immune system
55 (Leclaire et al. 2015) and investment in reproduction (Jacob et al. 2015). Any change in
56 feather microbiota is thus likely to have a strong impact on bird fitness. The plumage and the
57 uropygial gland secretions spread onto it can accumulate metals (Pilastro et al. 1993, Frantz
58 et al. 2012), which can affect plumage bacterial community by direct contact. Ingested
59 metals also circulate in the bloodstream and accumulate in organs and bones (Pattee 1984,
60 Dauwe et al. 2002, Scheifler et al. 2006, Kekkonen et al. 2012, Reid et al. 2012), and may
61 induce noxious (Redig et al. 1991, Snoeijs et al. 2004, Dauwe et al. 2005, Eeva et al. 2009) or
62 beneficial (Mertz 1981, Prasad 1998) effects on bird physiology; therefore, metals can affect
63 bird ability to regulate their microbiota (Piault et al. 2008, Moreno-Rueda 2010, Leclaire et al.
64 2014b). Whatever the exact underlying mechanisms, further studies are clearly needed to
65 evaluate the effects of trace metals on feather bacteria.

66

67 The feral pigeon (*Columba livia*) is an emblematic urban bird living in high density
68 populations, with potentially elevated plumage bacteria transmission between individuals
69 (reviewed in Archie and Theis 2011). Mate choice is crucial for this species which mate for

70 life (Johnston and Janiga 1995). In this species, bacterial load affects immunity (Leclaire et
71 al. 2015), as well as feather condition and colouration (Leclaire et al. 2014b) which are two
72 of the main criteria used in mate choice (Johnston and Janiga 1995). Consequently,
73 trace metals, besides their direct effects on bird physiology, may further impact pigeon
74 reproduction and fitness through their effects on plumage bacterial load and composition.
75 Here we investigated the effects of an experimental exposure to lead and/or zinc on two
76 traits that can affect each other: plumage bacteria composition and frequency of
77 preening in the feral pigeon. Preening is a costly antimicrobial behaviour that can be
78 directly influenced by feather bacterial load (Leclaire et al. 2014b) and bird health status
79 (Piault et al. 2008, Moreno-Rueda 2010), which are both potentially affected by trace metals.

80

81

82 **METHODS**

83

84 **Subjects and housing**

85 Ninety six (48 males and 48 females) free-living adult feral pigeons (*Columba livia*) were
86 caught during winter 2013 (February/March) in several pigeons' flocks within the Parisian
87 agglomeration. Birds were all considered as adults because of their well-formed caruncle, the
88 absence of juvenile plumage and the presence of iridescent neck feathers (Johnston and Janiga
89 1995). Pigeons were kept in 8 outdoor aviaries (3.10 m x 2.00 m x 2.40 m) at the CEREEP field
90 station (Centre d'Ecologie Expérimentale et Prédictive-Ecotron Ile-de-France, UMS 3194,
91 Ecole Normale Supérieure, Saint-Pierre-lès-Nemours, France). They were evenly distributed
92 among aviaries according to their flock, sex and plumage eumelanin level (see below) in such a
93 way that there was no confounding effect between aviaries and these variables (i.e. no
94 statistically significant link between aviary and flock: $\chi^2=71.09$, $df=70$, $P=0.441$; sex: 6

95 males and 6 females per aviary; or plumage eumelanin level: $F_{1,80}=0.38$, $P=0.537$). Birds were
96 fed *ad libitum* with a mix of maize, wheat and peas and water was provided in a trough. The
97 aviaries were enriched with a bowl of water used for bathing and with branches as perches. Birds
98 were individually identified with a numbered plastic ring. Birds were genetically sexed
99 following the protocol described by Griffiths et al. (1998). Before onset of treatment, birds
100 were kept 2 to 7 weeks for acclimation. Alongside this experiment, we measured the effects
101 of treatments (see below) on bird body mass condition, reproduction and immunity. At the
102 end of the breeding season, all birds were released back to the wild at their site of capture. All
103 experiments were carried out in strict accordance with the recommendations of the “European
104 Convention for the Protection of vertebrate Animals used for Experimental and Other
105 Scientific Purposes” and were conducted under the authorizations of the “Ministère de
106 l’éducation nationale, de l’enseignement supérieur et de la recherche” (authorization
107 N_00093.02) and the “Direction Départementale des Services Vétérinaires de Seine et-
108 Marne” (authorization N_77-05).

109

110 **Measurement of plumage colouration**

111 At capture, birds were first categorised as eumelanic (grey to black pigmented) or
112 pheomelanic (red pigmented) which define their melanin type. Then, eumelanic birds were
113 individually photographed in order to measure their eumelanin level. Eumelanin level was
114 calculated as the percentage of black on the wing surface (number of black pixels/number of
115 white pixels x 100) using the Gimp image retouching and editing software. This measure has
116 been shown to be a reliable and repeatable estimation of melanin concentration in pigeons
117 (Jacquin et al. 2011). In eumelanic pigeons, plumage eumelanin level ranged from 4.2 to
118 95.9%. Because of the small amount of pheomelanic birds (14 over 96) the measure of a
119 pheomelanin level was not relevant.

120

121 **Treatments**

122 Two weeks before the onset of treatment, aviaries were divided into 4 metal-exposure
123 treatments; this means that there were 2 aviaries per treatment with 12 pigeons each (24
124 pigeons in total per treatment). For each treatment, the two aviaries were purposely spatially
125 separated from one another. Aviaries were in direct contact along a linear transect and
126 numbered from 1 to 8 (*lead* (1), *zinc* (2), *control* (3), *lead+zinc* (4), *lead* (5), *control* (6),
127 *zinc*(7), *lead+zinc* (8)). Side-by-side aviaries were separated by wire mesh. Treatments
128 consisted of water supplemented with lead (*lead* group; 1ppm lead acetate; aviaries 1 and 5),
129 zinc (*zinc* group; 10 ppm zinc sulphate; aviaries 2 and 7), lead and zinc (*lead+zinc* group;
130 1ppm lead acetate and 10ppm zinc sulphate; aviaries 4 and 8), or control(*control* group; tap
131 water with no metal added; aviaries 3 and 6). We chose these concentrations based on both
132 lead blood concentrations measured in urban birds (ranging from 0,053 to 0,264ppm; Roux
133 and Marra 2007) and the gastrointestinal absorption rate of lead in zebra finches
134 (<10%)calculated from (Dauwe et al. 2002). Zinc concentrations were approximated using the
135 zinc/lead concentration ratio in the environment and in bird feathers (on average, zinc was 10
136 times more concentrated than lead;Azimi et al. 2005, Frantz et al. 2012, Chatelain et al.
137 2014).Drinking troughs and baths were filled with the corresponding treated water every other
138 day. Our supplementation treatments were validated by measuring lead and zinc
139 concentrations in blood and feathers of the birds. Blood was sampled 10 weeks after the start
140 of the experiment. Moreover, the fifth secondary remige of each bird was removed a first time
141 and the regrowth feather was used for metal measurements. Both blood and feathers were
142 digested using a previouslydescribed protocol (Chatelain et al. 2014) and lead and zinc
143 concentrations were measured by mass spectrometry (ICP-MS) and by optic emission
144 spectrometry (ICP-OES) respectively. Validity of analytical methods was checked by means

145 of a standard biological reference material (TMDA-64.2. Environment Canada). Lead and
146 zinc concentrations in blood were the highest among birds exposed to lead (*lead* and
147 *lead+zinc* groups) and birds exposed to zinc (*zinc* and *lead+zinc* groups) respectively (Table
148 1). These results ensured that metals added to water were ingested by the birds. In feathers,
149 while lead concentrations were significantly the highest among birds exposed to lead (*lead*
150 and *lead+zinc* groups), the increase in zinc concentration among birds exposed to zinc (*zinc*
151 and *lead+zinc* groups) was not significant (Table 1). Zinc and lead measured in the feathers
152 were respectively 80 and 1.5 times less concentrated than the ones measured in feathers of
153 urban pigeons (Nam et al. 2004, Adout et al. 2007, Hoff Brait and AntoniosiFilho 2011,
154 Frantz et al. 2012, Chatelain et al. 2014), suggesting that our experimental exposure
155 corresponded to the lower range of urban exposure.

156

157 **Measurement of plumage bacterial load**

158 Plumage bacterial load was measured 20 weeks after onset of treatment. 4 hours after
159 renewing the water of the bowls used for bathing, 10 birds (5 males and 5 females) were
160 randomly sampled in each treatment. Each sampled bird was caught with a net that had been
161 previously sprayed with 70% ethanol. Then, a whole flora agar slide (Hygialim, 3026091,
162 Plate Count Agar +triphenyltetrazoliumchloride+Neutralizing) was put flat against the back of
163 the bird for 10 seconds. The slides were then incubated at 37°C for 24h. Feather bacterial load
164 was expressed as the number of bacterial colonies per slide.

165

166 **Molecular analysis of plumage bacterial communities**

167 Fifteen weeks after the start of the experiment, 91 adults were caught with a net previously
168 sprayed with 70% ethanol (n.b. 5 pigeons died for unknown reasons before this measure, 2
169 from the *zinc* group, 2 from the *lead+zinc* group and 1 from the *control* group). After washing

170 her hands with alcohol, the experimenter cut a clump (10 feathers on average) of back
171 feathers with sterilized scissors and pliers, avoiding the outermost feathers. The feathers were
172 immediately placed in sterile 2ml plastic tubes and stored at -20°C until analysis.

173 We extracted DNA using the QiagenDNeasy® Blood and Tissue Kit and the standard
174 protocol designed for the purification of total DNA from Gram-positive bacteria (Qiagen,
175 Venlo, Netherlands; July 2006).

176 To characterize the bacterial communities present in each sample, we performed automated
177 ribosomal intergenic spacer analyses (ARISA; Ranjard et al. 2000). This DNA fingerprinting
178 method is based on the amplification of the internal transcribed spacer (ITS) region lying
179 between the 16S and 23S ribosomal RNA genes in the ribosomal operon. The ITS region is
180 extremely variable, in both sequence and length, for different bacterial species. Therefore,
181 the DNA amplification profile obtained with ARISA allows straightforward estimation of
182 bacterial diversity, avoiding biases inherent in classical culture-based techniques (Ranjard et
183 al. 2000). We amplified the ITS using the FAM (6-carboxyfluorescein)-labeled primer S-D-
184 Bact-1522-b-S-20 (5'-[6FAM] TGCGGCTGGATCCCCTCCTT-3') and the unlabeled primer
185 L-D-Bact-132-a-A-18 (5'-CCGGGTTTCCCCATTCGG-3') (Ranjard et al. 2000). We
186 performed the PCR amplification in 10 µL mixtures containing 200 µM each deoxynucleotide
187 triphosphate, 0.20 µM each primer, 1.25 units of PerfectTaq DNA polymerase, 1× PCR
188 buffer (5 Prime, GmbH, Hamburg, Germany), and 1 µL DNA extract, using the
189 following protocol: initial denaturation at 94 °C for 3 min, 40 cycles consisting of denaturation
190 at 94 °C for 30 s, annealing at 55 °C for 45 s, elongation at 72 °C for 1 min, and a final
191 elongation at 72 °C for 10 min. We then mixed 1 µL of the PCR products with 15 µL of highly
192 deionized formamide and 0.2 µL of Genescan 1200 LIZ size standard (Applied Biosystems,
193 Foster City, CA). The mixtures were separated with a 24-capillary 3500XL DNA Analyzer
194 (Applied Biosystems) using POP-7 polymer and the manufacturer's default electrophoresis

195 run settings. Data analysis and genotyping were performed with GeneMapper software
196 (Applied Biosystems). For each sample, the sequencer produced an ARISA profile in which
197 each peak corresponds to 1 phylotype or operational taxonomic unit (OTU). In the various
198 samples, the sequencer detected ITS fragments ranging in size from 300 to 950base pairs.
199 For each individual, we calculated bacterial richness as the number of different OTUs.
200 Because the probability to detect an OTU is likely affected by the amount of feathers used for
201 DNA extraction, feathers were dried overnight and weighted to the nearest mg after DNA
202 extraction. We estimated bacterial community dissimilarities between individuals using
203 Jaccard distance based on presence/absence of OTUs.

204

205 **Observations of preening behaviour**

206 An observer recorded a total of 95 independent behavioural sessions of 5 minutes each. The
207 observer remained outside the aviary and waited a few minutes before starting her
208 observations not to influence bird behaviour. The observed birds were chosen randomly but
209 the observer switched to a new treatment for each new session to have a similar number of
210 observations for all treatments: 25 observations (corresponding to 21 different individuals)
211 among the *control* group, 29 observations (24 individuals) among the *lead* group, 22
212 observations (20 individuals) among the *zinc* group and 19 observations (16 individuals)
213 along the *lead+zinc* group. The behaviour recording was performed with the JWatcher
214 software. We recorded the time birds spent preening; during this behaviour, the plumage may
215 be spread with preen secretions (Mardon et al. 2011), which have antimicrobial and
216 antiparasite properties (e.g. in feral pigeons, house sparrows, eastern bluebirds and hoopoes;
217 Moyer et al. 2003, Shawkey et al. 2007, Ruiz-Rodriguez et al. 2009, Waite et al. 2012,
218 Czirják et al. 2013). Because preening is costly (Piault et al. 2008, Moreno-Rueda 2010), the
219 time allocated to preening has been shown to be adjusted to bacterial load (Leclaire et al.

220 2014b),and to reflect birds'health status. For instance, juvenile apapanes
221 (*Himationesanguinea*) experimentally infected with *Plasmodium relictum* spent less time
222 preening (Yorinks and Atkinson 2000).

223

224 **Statistical analyses**

225 Statistical analyseswere performedusingR (R.3.0.2; R Development Core Team). Final
226 models were retained based on their AIC.

227 To test the effects of metal exposure on the composition of bacterial communities, we
228 performed a PERMANOVA with 5000 permutations (i.e. nonparametric multivariate analysis
229 of variance, Adonis function, VEGAN package in R(Oksanen et al. 2007), based on Jaccard
230 distance for OTU presence/absence data. Zinc exposure, lead exposure, sex and their
231 interactions were included as explanatory variables. Because spatial proximity may influence
232 bacterial communitysimilarity between individuals, we added the aviary as a covariate. Then,
233 we ran similar analyses between each pair of treatments.Finally, we tested the differences of
234 bacterial communities between aviaries among each metal treatment.

235 To investigate more precisely the effect of spatial proximity on bacterial communities'
236 similarities, we compared a matrix of bacterial Jaccard distances between individuals to a
237 matrix of spatial distances (scored as 0 for individuals inhabiting the same aviary, to 7 for the
238 most distant individuals), considering a matrix of treatment membership (scored as 0 for
239 individuals submitted to the treatment and 1 for individuals of different treatments) using
240 partial mantel test with 5000 permutations.

241 We graphically represented similarities between individuals using a constrained redundancy
242 analysis (RDA function in R) based on the Jaccard distance matrix.

243

244 We also tested plumage bacterial richness using a generalized linear model for Poisson
245 distribution with zinc exposure, lead exposure, sex and their interactions as explanatory
246 variables, the weight of feathers used for the analysis as a covariate and aviary as random
247 effect.

248

249 To test the effects of metal exposure on plumage bacterial load, we performed Wilcoxon tests
250 because our sample size was low (n=10 per treatment). First, we tested the effects of zinc and
251 the effects of lead in two different tests; then, we performed Wilcoxon tests between each pair
252 of treatments to test the effects of the interaction between zinc and lead exposure.

253

254 Finally, we investigated the amount of time birds allocated to preening by performing a
255 generalized linear mixed model for Poisson distribution with zinc exposure, lead exposure,
256 sex and their interactions as explicative variables and bird identity and aviary as random
257 effects.

258

259 All the previously described models were performed on the totality of the birds, whatever
260 their plumage colouration (i.e. eumelanic and pheomelanic birds). The same models were
261 performed on eumelanic birds only (i.e. excluding pheomelanic pigeons). In these models,
262 plumage eumelanin level and its interaction with the other considered parameters were added
263 as explanatory variables.

264

265

266 **RESULTS**

267

268 The composition of bacterial communities depended on the interaction between lead and zinc
269 exposure($F_{1,82}=3.47$, $P<0.001$; Fig. 1) and on aviaries($F_{1,82}=3.91$, $P<0.001$). Each pairwise test
270 between metal exposures was significant (Table 2). The composition of bacterial communities
271 differed significantly between aviaries among each metal treatment but was less dissimilar
272 among the *lead* group (zinc-exposure: $F_{1,19}=3.48$, $P<0.001$, lead-exposure: $F_{1,21}=1.70$, $P=0.018$,
273 zinc and lead-exposure: $F_{1,19}=4.48$, $P<0.001$, control: $F_{1,20}=7.59$, $P<0.001$). Moreover, there
274 was a highly significant positive correlation between bacterial distance and spatial distance
275 ($r=0.30$, $P<0.001$; Fig. 2).

276
277 Plumage bacterial richness depended on the interaction between zinc and lead-exposure
278 ($\text{Chi}^2=9.09$, $\text{df}=80$, $P=0.003$; Fig. 3): the *lead* group had lower bacterial richness than
279 the *control* group ($\text{Chi}^2=5.58$, $\text{df}=42$, $P=0.018$) and the *zinc+lead* group ($\text{Chi}^2=12.63$, $\text{df}=41$,
280 $P<0.001$). Moreover, the *lead+zinc* group tended to have higher bacterial richness than the *zinc*
281 group ($\text{Chi}^2=3.63$, $\text{df}=40$, $P=0.057$).

282
283 Plumage bacterial load was significantly lower among birds exposed to zinc (*zinc* and
284 *lead+zinc* groups) than among the others (*lead* and *control* groups; $W=280.5$, $P=0.029$; Fig. 4).
285 Although there was no significant difference between each pair of treatments ($P>0.067$),
286 the *zinc* group tended to have lower plumage bacterial loads than the *control* group ($W=29$,
287 $P=0.072$) and the *lead* group ($W=25$, $P=0.067$). Lead did not significantly affect plumage
288 bacterial load ($W=181$, $P=0.623$).

289
290 Finally, the time birds spent preening depended on the interaction between zinc and
291 lead exposure ($\text{Chi}^2=3.97$, $\text{df}=92$, $P=0.04$). We performed partial models to compare each pair
292 of treatments. Although there was no significant difference between each pair of treatments

293 (P>0.101), our results suggest that time spent preening was shorter among the *lead* group than
294 among the other groups (*control*: 65.00±15.18s, *lead*: 34.21±9.69s, *zinc*: 53.86±13.79s,
295 *lead+zinc*: 60.84±15.30s).

296

297 Sex and plumage eumelanin level were retained in none of the tested models.

298

299

300 **DISCUSSION**

301

302 As expected, the composition of plumage bacterial community varied with metal exposure. The
303 exposure to lead alone appears to induce the strongest effect. Plumage bacterial composition
304 was more similar amongst the two aviaries hosting birds exposed to lead only than expected if
305 considering a spatial effect only. In addition, the plumage bacterial composition of birds
306 exposed to lead only were the most distant from the communities of the other
307 treatments. Moreover, birds of the *lead* group had reduced plumage bacterial richness
308 compared to birds of the *control* group. These results suggest that lead may select for lead-
309 tolerant plumage bacteria. To the best of our knowledge, our study is the first to show that lead
310 exposure has effects on plumage bacterial community. It is consistent with a previous study
311 showing that lead alters the intestinal microbiome of mice (Breton et al. 2013). Moreover,
312 birds of the *lead* group tended to preen less frequently than birds of the *control* group. Lead
313 exposure decreases bird immunity (unpublished results) and reproductive success (but there is
314 no effect of metal exposure on bird breeding success; Chatelain et al. in press). Lead, by
315 decreasing bird condition, may affect bird ability to preen, a costly behaviour that helps to
316 regulate feather microbiota (Piault et al. 2008, Moreno-Rueda 2010, Leclaire et al. 2014b).
317 Because preening is adjusted to feather bacterial load (Leclaire et al. 2014b), the change in

318 preening frequency observed in our study may also non-exclusively result from the change in
319 feather bacterial community caused by trace metal exposure. Whatever the mechanism
320 underlying the differences in preening frequency, the tendency of lead to reduce bird control on
321 its plumage bacterial community may change the dominant status of bacteria species and
322 therefore induce the proliferation of species that were previously sensitive to preen secretions.
323 High-throughput DNA sequencing would help identifying lead-tolerant bacteria species and
324 therefore inferring their potential pathogenicity and propensity to degrade feathers. More
325 analyses should also be conducted to identify the proximal mechanisms involved in lead
326 toxicity. For instance, *in vitro* exposure of feathers to these metals would allow us to
327 disentangle the direct and indirect effects that may induce these metals.

328

329 Like lead exposure, zinc exposure had toxic effects on the plumage bacterial community with
330 birds exposed to zinc exhibiting lower bacterial load than control birds. Similarly, high doses
331 of zinc decrease bacterial load and change bacterial community in the gastrointestinal tract of
332 piglets (Hojberg et al. 2005, Vahjen et al. 2010), and inhibit bacterial growth in sludge and
333 sediment (Cabrero et al. 1998, Vega-López et al. 2007). Zinc is known to be essential to
334 several metabolic functions of bacteria (Sugarman 1983). At high concentrations, zinc can
335 however reduce protein and ATP content, interact with nucleic acids and enzyme active sites,
336 decrease membrane health and eventually lead to cell necrosis (Martinez-Tabche and Gutierrez
337 2000, Vega-López et al. 2007). Although the concentration of zinc we used is within the
338 natural range found in cities, it may be high enough to negatively affect feather bacteria and to
339 decrease bacterial load. Zinc may also affect feather bacterial load indirectly through its
340 immunostimulating effect (Smith 2003). In feral pigeons, zinc has a positive effect on the
341 production of specific antibodies (unpublished data), and might, therefore, increase the
342 bactericidal capacity of uropygial secretions.

343

344 Bacterial community composition, bacterial richness and the time birds spent preening
345 depended on the interaction between lead and zinc exposure. More precisely, the toxic effects
346 of lead exposure was not detected in birds exposed to both lead and zinc, suggesting that zinc
347 may compensate lead toxicity. Zinc is known to reduce the absorption and retention of
348 ingested lead (Cerklewski and Forbes 1976, El-Gazzar et al. 1978, Prasanthi et al. 2010),
349 which may therefore reduce the negative effects of lead on bird condition. In addition, the
350 negative effect of zinc exposure on bacterial load would be higher in birds exposed to zinc
351 only than in birds exposed to both lead and zinc, suggesting again an interaction between lead
352 and zinc exposure.

353

354 Our results showed a strong effect of spatial proximity on bird plumage bacterial community,
355 with birds in closer aviaries showing more similar bacterial communities. In accordance with
356 other studies (Bisson et al. 2007, 2009, Saag et al. 2011), they point out the relatively small
357 spatial scale transmission of plumage bacteria. While bacteria are likely transmitted through
358 close contacts (Kulkarni and Heeb 2007) and reciprocal delousing, some bacteria may be able
359 to survive on non-feather substrates and, therefore, be transmitted through bathwater, perches,
360 soil and the grids separating the aviaries (Bisson et al. 2007). Because pigeons live in high
361 density but have limited movements within their local environment (Frantz et al. 2012), the
362 plumage bacterial community of wild pigeons may, therefore, greatly vary between
363 populations, which may lead to local coevolution and co-adaptation between the host and its
364 bacterial community. The strong effect of spatial proximity on plumage bacterial community
365 detected in our study may have decreased and increased bacterial community similarities
366 between and within aviaries respectively; ideally, future studies should increase the number of
367 replicates (aviaries) or house pigeons in individual and spatially distant cages.

368

369 Our experimental exposure of feral pigeons to naturally occurring concentrations of lead
370 and/or zinc highlights, for the first time, the effects of some trace metals commonly
371 encountered in urban areas on plumage bacterial community. The birds used in our study were
372 captured in Paris, and had therefore been previously exposed to trace metals in their natural
373 urban habitat. Consequently, plumage bacterial communities at the start of the experiment
374 might have already been shaped by past metal exposure. Because there was no significant
375 correlation between bird capture site (i.e. pigeon flock) and aviary, the potential initial
376 differences in bacterial community between the birds would, however, have reduced the
377 power of our analysis, and the significant differences between treatments observed in our
378 study are therefore conservative.

379 Although our knowledge on plumage bacterial community composition and function is
380 scarce, feather bacteria seem to play a role in bird immunity, reproduction and feather
381 colouration and condition (Clayton 1999, Shawkey et al. 2007, Gunderson et al. 2009,
382 Leclaire et al. 2014, 2015, Jacob et al. 2015 but see Jacob et al. 2014). Through their effects
383 on plumage bacteria, trace metals may, for instance, affect thermoregulation and visual
384 signals potentially involved in dominant status assessment and mate choice (Wolf 2000, Hill
385 and McGraw 2006). Future studies should now investigate if and how the changes in plumage
386 bacterial communities induced by trace metals affect bird fitness.

387

388

389 **ACKNOWLEDGMENTS**

390

391 We thank the “Mairie de Paris” (Thomas Charachon) for allowing the capture of birds and the
392 Centre de Recherche en Ecologie Expérimentale et Prédictive (CEREEP) which provided

393 logistic support for the field work of this study. We are very thankful to T. Gayet, S. Pollet, S.
394 Hasnaoui, F. Lorente, S. Perret and B. Decencière for their help all along the field work.
395 Molecular analyses were partly performed at the technical facilities of the labexCeMEB and
396 were funded by an “ANR PDOC” grant (to SL) (No. ANR-13-PDOC-0002).

397 **REFERENCES**

398

399 Adout, A., Hawlena, D., Maman, R., Paz-Tal, O. and Karpas, Z. 2007. Determination of trace
400 elements in pigeon and raven feathers by ICPMS. - Int. J. Mass Spectrom. 267: 109–
401 116.

402 Agusa, T., Matsumoto, T., Ikemoto, T., Anan, Y., Kubota, R., Yasunaga, G., Kunito, T.,
403 Tanabe, S., Ogi, H. and Shibata, Y. 2005. Body distribution of trace elements in black-
404 tailed gulls from Rishiri Island, Japan: Age-dependent accumulation and transfer to
405 feathers and eggs. - Environ. Toxicol. Chem. 24: 2107–2120.

406 Archie, E. A. and Theis, K. R. 2011. Animal behaviour meets microbial ecology. - Anim.
407 Behav. 82: 425–436.

408 Azimi, S., Rocher, V., Muller, M., Moilleron, R. and Thevenot, D. R. 2005. Sources,
409 distribution and variability of hydrocarbons and metals in atmospheric deposition in
410 an urban area (Paris, France). - Sci. Total Environ. 337: 223–239.

411 Babich, H. and Stotzky, G. 1978. Toxicity of zinc to fungi, bacteria, and coliphages: influence
412 of chloride ions. - Appl. Environ. Microbiol. 36: 906–914.

413 Balcázar, J. L., Vendrell, D., de Blas, I., Ruiz-Zarzuela, I., Gironés, O. and Múzquiz, J. L.
414 2007. In vitro competitive adhesion and production of antagonistic compounds by
415 lactic acid bacteria against fish pathogens. - Vet. Microbiol. 122: 373–380.

416 Berglund, A., Sturve, J., Forlin, L. and Nyholm, N. 2007. Oxidative stress in pied flycatcher
417 (*Ficedula hypoleuca*) nestlings from metal contaminated environments in northern
418 Sweden. - Environ. Res. 105: 330–339.

419 Bisson, I.-A., Marra, P. P., Burt, E. H., Sikaroodi, M. and Gillevet, P. M. 2007. A molecular
420 comparison of plumage and soil bacteria across biogeographic, ecological, and
421 taxonomic scales. - *Microb. Ecol.* 54: 65–81.

422 Bisson, I.-A., Marra, P. P., Burt Jr, E. H., Sikaroodi, M. and Gillevet, P. M. 2009. Variation
423 in Plumage Microbiota Depends on Season and Migration. - *Microb. Ecol.* 58: 212–
424 220.

425 Breton, J., Massart, S., Vandamme, P., De Brandt, E., Pot, B. and Folligné, B. 2013.
426 Ecotoxicology inside the gut: impact of heavy metals on the mouse microbiome. -
427 *BMC Pharmacol. Toxicol.* 14: 62.

428 Burkholder, K. M., Thompson, K. L., Einstein, M. E., Applegate, T. J. and Patterson, J. A.
429 2008. Influence of stressors on normal intestinal microbiota, intestinal morphology,
430 and susceptibility to *Salmonella enteritidis* colonization in broilers. - *Poult. Sci.* 87:
431 1734–1741.

432 Burt Jr, E. H. and Ichida, J. M. 1999. Occurrence of feather-degrading bacilli in the plumage
433 of birds. - *The Auk* 116: 364–372.

434 Cabrero, A., Fernandez, S., Mirada, F. and Garcia, J. 1998. Effects of copper and zinc on the
435 activated sludge bacteria growth kinetics. - *Water Res.* 32: 1355–1362.

436 Caro, S. P., Balthazart, J. and Bonadonna, F. 2015. The perfume of reproduction in birds:
437 Chemosignaling in avian social life. - *Horm. Behav.* 68: 25–42.

438 Cerklewski, F. L. and Forbes, R. M. 1976. Influence of dietary zinc on lead toxicity in the rat.
439 - *J. Nutr.* 106: 689–696.

- 440 Chatelain, M., Gasparini, J., Jacquin, L. and Frantz, A. 2014. The adaptive function of
441 melanin-based plumage colouration to trace metals. - Biol. Lett. 10: 20140164–
442 20140164.
- 443 Chatelain, M., Gasparini, J. and Frantz, A. In press. Do trace metals select for darker birds in
444 urban areas? An experimental exposure to lead and zinc. – Glob. Change Biol.
- 445 Clayton, D. H. 1999. Feather-busting bacteria. - The Auk 116: 302–304.
- 446 Cosson, R. P., Amiard, J.-C. and Amiard-Triquet, C. 1988. Trace elements in little egrets and
447 flamingos of Camargue, France. - Ecotoxicol. Environ. Saf. 15: 107–116.
- 448 Czirják, G. Á., Pap, P. L., Vágási, C. I., Giraudeau, M., Mureşan, C., Mirleau, P. and Heeb, P.
449 2013. Preen gland removal increases plumage bacterial load but not that of feather-
450 degrading bacteria. - Naturwissenschaften 100: 145–151.
- 451 Dauwe, T., Janssens, E., Pinxten, R. and Eens, M. 2005. The reproductive success and quality
452 of blue tits (*Paruscaeruleus*) in a heavy metal pollution gradient. - Environ. Pollut.
453 136: 243–251.
- 454 Dauwe, L. Bervoets, R. Blust, M. Ee, T. 2002. Tissue levels of lead in experimentally
455 exposed zebra finches (*Taeniopygiaguttata*) with particular attention on the use of
456 feathers as biomonitors. - Arch. Environ. Contam. Toxicol. 42: 88–92.
- 457 Dotterud, L. K. are, Wilsgaard, T., Vorland, L. H. and Falk, E. S. 2008. The effect of UVB
458 radiation on skin microbiota in patients with atopic dermatitis and healthy controls. -
459 Int. J. Circumpolar Health in press.

- 460 Eeva, T., Ahola, M. and Lehtikoinen, E. 2009. Breeding performance of blue tits
461 (*Cyanistescaeruleus*) and great tits (*Parus major*) in a heavy metal polluted area. -
462 Environ. Pollut. 157: 3126–3131.
- 463 El-Gazzar, R. M., Finelli, V. N., Boiano, J. and Petering, H. G. 1978. Influence of dietary zinc
464 on lead toxicity in rats. - Toxicol. Lett. 1: 227–234.
- 465 Ezenwa, V. O., Gerardo, N. M., Inouye, D. W., Medina, M. and Xavier, J. B. 2012. Animal
466 behaviour and the microbiome. - Science 338: 198–199.
- 467 Frank, D. N., Robertson, C. E., Hamm, C. M., Kpadeh, Z., Zhang, T., Chen, H., Zhu, W.,
468 Sartor, R. B., Boedeker, E. C., Harpaz, N., Pace, N. R. and Li, E. 2011. Disease
469 phenotype and genotype are associated with shifts in intestinal-associated microbiota
470 in inflammatory bowel diseases: - Inflamm. Bowel Dis. 17: 179–184.
- 471 Frantz, A., Pottier, M.-A., Karimi, B., Corbel, H., Aubry, E., Haussy, C., Gasparini, J. and
472 Castrec-Rouelle, M. 2012. Contrasting levels of heavy metals in the feathers of urban
473 pigeons from close habitats suggest limited movements at a restricted scale. - Environ.
474 Pollut. 168: 23–28.
- 475 Giller, K. E., Witter, E. and McGrath, S. P. 1998. Toxicity of heavy metals to microorganisms
476 and microbial processes in agricultural soils: a review. - Soil Biol. Biochem. 30:
477 1389–1414.
- 478 Griffiths, R., Double, M. C., Orr, K. and Dawson, R. J. G. 1998. A DNA test to sex most
479 birds. - Mol. Ecol. 7: 1071–1075.
- 480 Gulson, B., Mizon, K. J., Korsch, M. J., Howarth, D., Phillips, A. and Hall, J. 1996. Impact on
481 blood lead in children and adults following relocation from their source of exposure

482 and contribution of skeletal tissue to blood lead. - Bull. Environ. Contam. Toxicol. 56:
483 543–550.

484 Gunderson, A. R., Forsyth, M. H. and Swaddle, J. P. 2009. Evidence that plumage bacteria
485 influence feather colouration and body condition of eastern bluebirds *Sialiasialis*. - J.
486 Avian Biol. 40: 440–447.

487 Hildebrand, F., Nguyen, T. L., Brinkman, B., Yunta, R. G., Cauwe, B., Vandenabeele, P.,
488 Liston, A. and Raes, J. 2013. Inflammation-associated enterotypes, host genotype,
489 cage and inter-individual effects drive gut microbiota variation in common laboratory
490 mice. - Genome Biol 14: R4.

491 Hill, M. 1997. Intestinal flora and endogenous vitamin synthesis. - Eur. J. Cancer Prev.6: S43-
492 S45.

493 Hill, G. E. and McGraw, K. J. 2006. Bird colouration. - Harvard University Press.

494 Hoff Brait, C. H. and AntoniosiFilho, N. R. 2011. Use of feathers of feral pigeons (*Columba*
495 *livia*) as a technique for metal quantification and environmental monitoring. - Environ.
496 Monit. Assess. 179: 457–467.

497 Hojberg, O., Canibe, N., Poulsen, H. D., Hedemann, M. S. and Jensen, B. B. 2005. Influence
498 of dietary zinc oxide and copper sulfate on the gastrointestinal ecosystem in newly
499 weaned piglets. - Appl. Environ. Microbiol. 71: 2267–2277.

500 Hsu, M. J., Selvaraj, K. and Agoramoorthy, G. 2006. Taiwan’s industrial heavy metal
501 pollution threatens terrestrial biota. - Environ. Pollut. 143: 327–334.

502 Jacob, S., Colmas, L., Parthuisot, N. and Heeb, P. 2014. Do feather-degrading bacteria
503 actually degrade feather colour? No significant effects of plumage microbiome

504 modifications on feather colouration in wild great tits. - *Naturwissenschaften* 101:
505 929–938.

506 Jacob, S., Parthuisot, N., Vallat, A., Ramon-Portugal, F., Helfenstein, F. and Heeb, P. 2015.
507 Microbiome affects egg carotenoid investment, nestling development and adult
508 oxidative costs of reproduction in great tits. - *Funct. Ecol* 8 : 1048-1058.

509 Jacquin, L., Lenouvel, P., Haussy, C., Ducatez, S. and Gasparini, J. 2011. Melanin-based
510 colouration is related to parasite intensity and cellular immune response in an urban
511 free living bird: the feral pigeon *Columba livia*. - *J. Avian Biol.* 42: 11–15.

512 Jarup, L. 2003. Hazards of heavy metal contamination. - *Br. Med. Bull.* 68: 167–182.

513 Johnston, R. and Janiga, M. 1995. Feral pigeons. - Oxford University Press.

514 Kekkonen, J., Hanski, I. K., Väisänen, R. A. and Brommer, J. E. 2012. Levels of heavy metals
515 in house sparrows(*Passer domesticus*) from urban and rural habitats of southern
516 Finland. - *OrnisFenn.* 89: 91-98.

517 Kilgas, P., Saag, P., Mägi, M., Edenberg, M., Tilgar, V. and Mänd, R. 2012. Variation in
518 assemblages of feather bacteria in relation to plumage color in female great tits. - *The*
519 *Condor* 114: 606–611.

520 Kim, E. Y., Goto, R., Tanabe, S., Tanaka, H. and Tatsukawa, R. 1998. Distribution of 14
521 elements in tissues and organs of oceanic seabirds. - *Arch. Environ. Contam. Toxicol.*
522 35: 638–645.

523 Kulkarni, S. and Heeb, P. 2007. Social and sexual behaviours aid transmission of bacteria in
524 birds. - *Behav. Processes* 74: 88–92.

525 Leclaire, S., Nielsen, J. F. and Drea, C. M. 2014a. Bacterial communities in meerkat anal
526 scent secretions vary with host sex, age, and group membership. - Behav. Ecol. 25:
527 996–1004.

528 Leclaire, S., Pierret, P., Chatelain, M. and Gasparini, J. 2014b. Feather bacterial load affects
529 plumage condition, iridescent colour, and investment in preening in pigeons. - Behav.
530 Ecol. 25: 1192–1198.

531 Leclaire, S., Czirjak, G., Hammouda, A. and Gasparini, J. 2015. Feather bacterial load shapes
532 the trade-off between preening and immunity in pigeons. BMC Evolutionary Biology
533 15: 60.

534 Liu, Y., Li, Y., Liu, K. and Shen, J. 2014. Exposing to cadmium stress cause profound toxic
535 effect on microbiota of the mice intestinal tract. - PLoS ONE 9: e85323.

536 Mardon, J., Saunders, S. M. and Bonadonna, F. 2011. From preen secretions to plumage: the
537 chemical trajectory of blue petrels' *Halobaenacaerulea* social scent. - J. Avian Biol.
538 42: 29–38.

539 Martinez-Tabche, L. and Gutierr, I. 2000. Toxic effects of zinc from trout farm sediments on
540 ATP, protein, and hemoglobin concentrations of *Limnodrilushoffmeisteri*. - J. Toxicol.
541 Environ. Health A 59: 575–583.

542 Mertz, W. 1981. The essential trace elements. - Science 213: 1332–1338.

543 Moreno-Rueda, G. 2010. Uropygial gland size correlates with feather holes, body condition
544 and wingbar size in the house sparrow *Passer domesticus*. - J. Avian Biol. 41: 229–
545 236.

- 546 Moyer, B. R., Rock, A. N. and Clayton, D. H. 2003. Experimental test of the importance of
547 preen oil in rock doves (*Columba livia*). - The Auk 120: 490.
- 548 Mueller, S., Saunier, K., Hanisch, C., Norin, E., Alm, L., Midtvedt, T., Cresci, A., Silvi, S.,
549 Orpianesi, C., Verdenelli, M. C., Clavel, T., Koebnick, C., Zunft, H.-J. F., Dore, J. and
550 Blaut, M. 2006. Differences in fecal microbiota in different european study
551 populations in relation to age, gender, and country: a cross-sectional study. - Appl.
552 Environ. Microbiol. 72: 1027–1033.
- 553 Muza, M. M., Burt, E. H. and Ichida, J. M. 2000. Distribution of bacteria on feathers of some
554 eastern North American birds. - Wilson Bull. 112: 432–435.
- 555 Nam, D.-H., Lee, D.-P. and Koo, T.-H. 2004. Monitoring for lead pollution using feathers of
556 feral pigeons (*Columba livia*) from Korea. - Environ. Monit. Assess. 95: 13–22.
- 557 Oh, S., Kim, S.-H., Ko, Y., Sim, J.-H., Kim, K. S., Lee, S.-H., Park, S. and Kim, Y. J. 2006.
558 Effect of bacteriocin produced by *Lactococcus sp.* HY 449 on skin-inflammatory
559 bacteria. - Food Chem. Toxicol. 44: 552–559.
- 560 Oksanen, J., Kindt, R., Legendre, P., O’Hara, B., Stevens, M., Oksanen, M. and Suggests, M.
561 2007. The vegan package. Community ecology package 661-637.
- 562 Olsson, J. C., Westerdahl, A., Conway, P. L. and Kjelleberg, S. 1992. Intestinal colonization
563 potential of turbot (*Scophthalmus maximus*)-and dab (*Limandalimanda*)-associated
564 bacteria with inhibitory effects against *Vibrio anguillarum*. - Appl. Environ.
565 Microbiol. 58: 551–556.
- 566 Pattee, O. H. 1984. Eggshell thickness and reproduction in American kestrels exposed to
567 chronic dietary lead. - Arch. Environ. Contam. Toxicol. 13: 29–34.

- 568 Piau, R., Gasparini, J., Bize, P., Paulet, M., McGraw, K. J. and Roulin, A. 2008.
569 Experimental support for the makeup hypothesis in nestling tawny owls (*Strixaluco*). -
570 Behav. Ecol. 19: 703–709.
- 571 Pilastro, A., Congiu, L., Tallandini, L. and Turchetto, M. 1993. The use of bird feathers for
572 the monitoring of cadmium pollution. - Arch. Environ. Contam. Toxicol. 24: 355–358.
- 573 Prasad, A. S. 1998. Zinc and immunity. - Mol. Cell. Biochem. 188: 63–69.
- 574 Prasanthi, R. P. J., Devi, C. B., Basha, D. C., Reddy, N. S. and Reddy, G. R. 2010. Calcium
575 and zinc supplementation protects lead (Pb)-induced perturbations in antioxidant
576 enzymes and lipid peroxidation in developing mouse brain. - Int. J. Dev. Neurosci. 28:
577 161–167.
- 578 Ranjard, L., Brothier, E. and Nazaret, S. 2000. Sequencing bands of ribosomal intergenic
579 spacer analysis fingerprints for characterization and microscale distribution of soil
580 bacterium populations responding to mercury spiking. - Appl. Environ. Microbiol. 66:
581 5334–5339.
- 582 Redig, P. T., Lawler, E. M., Schwartz, S., Dunnette, J. L., Stephenson, B. and Duke, G. E.
583 1991. Effects of chronic exposure to sublethal concentrations of lead acetate on heme
584 synthesis and immune function in red-tailed hawks. - Arch. Environ. Contam. Toxicol.
585 21: 72–77.
- 586 Reid, C., McInnes, K., McLelland, J. M. and Gartrell, B. D. 2012. Anthropogenic lead (Pb)
587 exposure in populations of a wild parrot (kea *Nestor notabilis*). - N. Z. J. Ecol. 36: 56.

588 Rosenthal, M., Goldberg, D., Aiello, A., Larson, E. and Foxman, B. 2011. Skin microbiota:
589 Microbial community structure and its potential association with health and disease. -
590 Infect. Genet. Evol. 11: 839–848.

591 Roux, K. E. and Marra, P. P. 2007. The presence and impact of environmental lead in
592 passerine birds along an urban to rural land use gradient. - Arch. Environ. Contam.
593 Toxicol. 53: 261–268.

594 Ruiz-de-Castañeda, R., Vela, A. I., Lobato, E., Briones, V. and Moreno, J. 2011. Bacterial
595 loads on eggshells of the pied flycatcher: environmental and maternal factors. - The
596 Condor 113: 200–208.

597 Ruiz-Rodriguez, M., Valdivia, E., Soler, J. J., Martin-Vivaldi, M., Martin-Platero, A. M. and
598 Martinez-Bueno, M. 2009. Symbiotic bacteria living in the hoopoe's uropygial gland
599 prevent feather degradation. - J. Exp. Biol. 212: 3621–3626.

600 Saag, P., Tilgar, V., Mänd, R., Kilgas, P. and Mägi, M. 2011. Plumage bacterial assemblages
601 in a breeding wild passerine: relationships with ecological factors and body condition.
602 - Microb. Ecol. 61: 740–749.

603 Scheifler, R., Cœurdassier, M., Morilhat, C., Bernard, N., Faivre, B., Flicoteaux, P.,
604 Giraudoux, P., Noël, M., Piotte, P., Rieffel, D., de Vaufleury, A. and Badot, P.-M.
605 2006. Lead concentrations in feathers and blood of common blackbirds
606 (*Turdusmerula*) and in earthworms inhabiting unpolluted and moderately polluted
607 urban areas. - Sci. Total Environ. 371: 197–205.

608 Shawkey, M. D. and Hill, G. E. 2004. Feathers at a fine scale. - The Auk 121: 652.

- 609 Shawkey, M. D., Pillai, S. R. and Hill, G. E. 2003. Chemical warfare? Effects of uropygial oil
610 on feather-degrading bacteria. - J. Avian Biol. 34: 345–349.
- 611 Shawkey, M. D., Pillai, S. R., Hill, G. E., Siefferman, L. M. and Roberts, S. R. 2007. Bacteria
612 as an agent for change in structural plumage colour: correlational and experimental
613 evidence. - Am. Nat. 169: S112–S121.
- 614 Smith, M. O. 2003. Effects of different levels of zinc on the performance and
615 immunocompetence of broilers under heat stress. - Poult. Sci. 82: 1580–1588.
- 616 Snoeijs, T., Dauwe, T., Pinxten, R., Vandesande, F. and Eens, M. 2004. Heavy metal
617 exposure affects the humoral immune response in a free-living small songbird, the
618 great tit (*Parus major*). - Arch. Environ. Contam. Toxicol. 46: 399-404.
- 619 Sugarman, B. 1983. Zinc and Infection. - Clin. Infect. Dis. 5: 137–147.
- 620 Vahjen, W., Pieper, R. and Zentek, J. 2010. Bar-Coded Pyrosequencing of 16S rRNA gene
621 amplicons reveals changes in ileal porcine bacterial communities due to high dietary
622 zinc intake. - Appl. Environ. Microbiol. 76: 6689–6691.
- 623 Vega-López, A., Amora-Lazcano, E., López-López, E., Terrón, O. and Proal-Nájera, J. B.
624 2007. Toxic effects of zinc on anaerobic microbiota from Zimapán Reservoir
625 (Mexico). - Anaerobe 13: 65–73.
- 626 Waite, J. L., Henry, A. R. and Clayton, D. H. 2012. How effective is preening against mobile
627 ectoparasites? An experimental test with pigeons and hippoboscids. - Int. J.
628 Parasitol. 42: 463–467.
- 629 Whitaker, J. M., Cristol, D. A. and Forsyth, M. H. 2005. Prevalence and genetic diversity of
630 *Bacillus licheniformis* in avian plumage. - J. Field Ornithol. 76: 264–270.

- 631 Wolf, B. O. 2000. The role of the plumage in heat transfer processes of birds. - Integr. Comp.
632 Biol. 40: 575–584.
- 633 Yorinks, N. and Atkinson, C. T. 2000. Effects of malaria on activity budgets of
634 experimentally infected juvenile apapane (*Himationesanguinea*). - The Auk 117: 731.

635 **FIGURE LEGENDS**

636

637 **Fig. 1** Constrained redundancy analysis (RDA function in R) on bacterial community
638 dissimilarities (estimated by Jaccard distances) between *lead*, *zinc*, *lead and zinc* and
639 *control* groups. Both aviaries of a same treatment are distinguished using either filled or empty
640 circles.

641

642 **Fig. 2** Mean \pm SE plumage bacterial community dissimilarities (estimated by Jaccard distance)
643 in dyads of pigeons according to the spatial distance between them (0 means that the
644 individuals belonged to the same aviary, 1 means that they were in side-by-side aviaries, 2
645 means that 1 aviary was between them, etc.).

646

647 **Fig. 3** Mean \pm SE plumage bacterial richness (number of different OTUs) according to metal
648 exposure. a and b were significantly different (p-value < 0.05) while ab was not different from
649 a or from b.

650

651 **Fig. 4** Mean \pm SE plumage bacterial load (number of bacterial colonies per slide) according to
652 metal exposure. Tests were performed for each pair of treatment. a and b tended to be
653 different (p-value < 0.072) while ab was not different from a or from b.

Table 1. Lead blood and feathers concentrations (mean±se, ppb) in lead-exposed and lead non-exposed birds, zinc blood and feathers concentrations (mean±se, ppm) in zinc-exposed and zinc non-exposed birds and ANOVAs with lead or zinc concentrations in blood or feathers as dependent variable and zinc or lead exposure as explanatory variable.

		Lead exposed	Lead non-exposed	F	P
Lead	Blood	55.49±6.54	35.73±6.77	4.47	0.040
	Feathers	402.31±35.68	255.81±49.75	19.61	<0.001
		Zinc exposed	Zinc non-exposed	F	P
Zinc	Blood	4.69±0.15	4.20±0.18	5.52	0.022
	Feathers	96.62±2.15	92.31±2.25	2.13	0.149

Table 2. PERMANOVAs with 5000 permutations based on Jaccard distance for OTU presence/absence data with the metal exposure as the explicative variable. Bacterial communities' similarities were compared between each pair of metal treatment.

	Control	Zinc-exposure	Lead-exposure
Zinc-exposure	$F_{1,40}=2.74, P=0.002$	-	-
Lead-exposure	$F_{1,42}=3.44, P<0.001$	$F_{1,41}=3.16, P<0.001$	-
Zinc and lead-exposure	$F_{1,40}=4.40, P<0.001$	$F_{1,39}=2.10, P=0.006$	$F_{1,41}=5.13, P<0.001$

Fig. 1

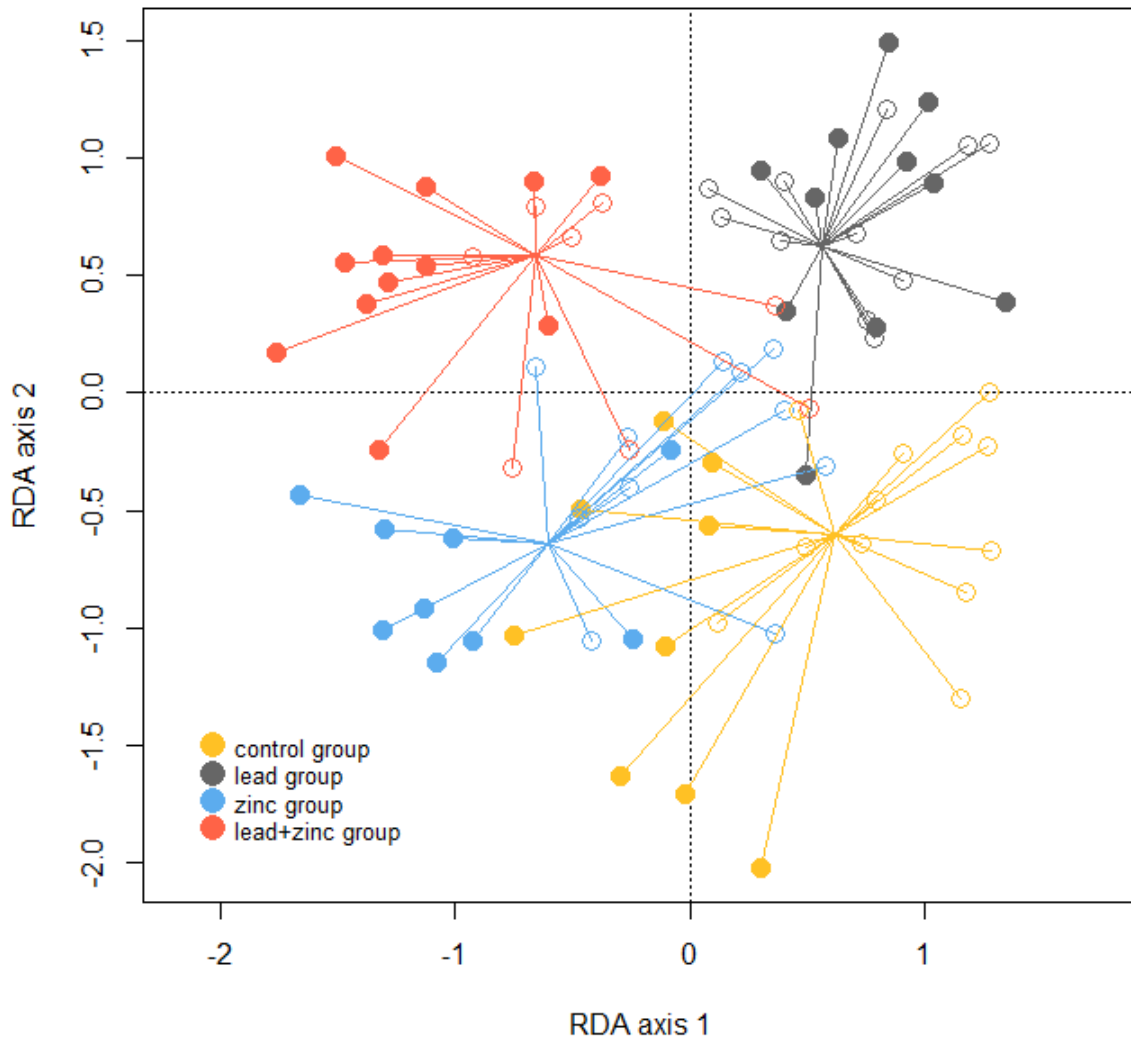


Fig. 2

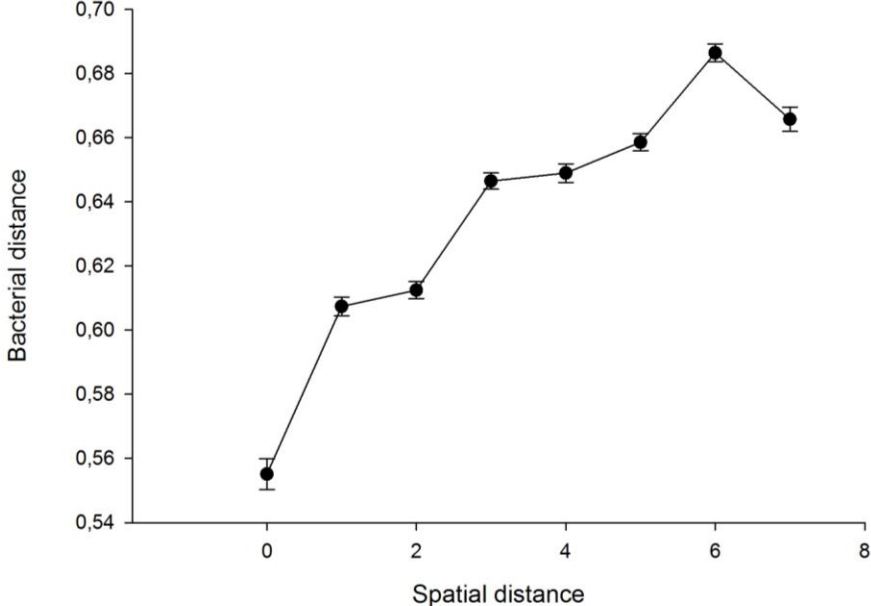


Fig. 3

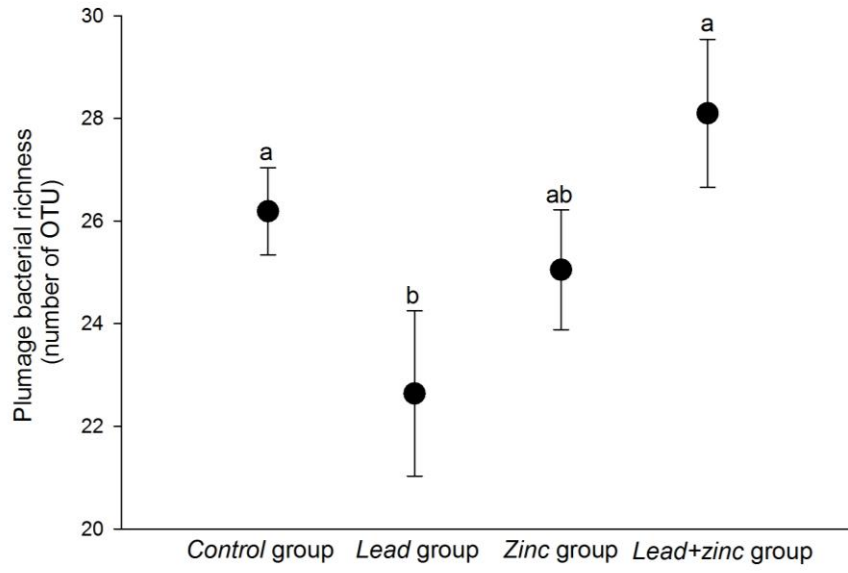


Fig. 4

