



Molecular density functional theory of water including density–polarization coupling

Guillaume Jeanmairet, Nicolas Lévy, Maximilien Levesque, Daniel Borgis

► To cite this version:

Guillaume Jeanmairet, Nicolas Lévy, Maximilien Levesque, Daniel Borgis. Molecular density functional theory of water including density–polarization coupling. *Journal of Physics: Condensed Matter*, 2016, 28 (24), 10.1088/0953-8984/28/24/244005 . hal-01308758

HAL Id: hal-01308758

<https://hal.sorbonne-universite.fr/hal-01308758>

Submitted on 28 Apr 2016

HAL is a multi-disciplinary open access archive for the deposit and dissemination of scientific research documents, whether they are published or not. The documents may come from teaching and research institutions in France or abroad, or from public or private research centers.

L'archive ouverte pluridisciplinaire **HAL**, est destinée au dépôt et à la diffusion de documents scientifiques de niveau recherche, publiés ou non, émanant des établissements d'enseignement et de recherche français ou étrangers, des laboratoires publics ou privés.

Molecular density functional theory of water including density-polarization coupling

Guillaume Jeanmairet

Max Planck Institute for Solid State Research, Heisenbergstrasse 1, Stuttgart 70569, Germany

Nicolas Levy and Maximilien Levesque*

*École Normale Supérieure, PSL Research University,
Département de Chimie, Sorbonne Universités – UPMC Université Paris 06,
CNRS UMR 8640 PASTEUR, 24 rue Lhomond, 75005 Paris, France*

Daniel Borgis

*École Normale Supérieure, PSL Research University,
Département de Chimie, Sorbonne Universités – UPMC Université Paris 06,
CNRS UMR 8640 PASTEUR, 24 rue Lhomond, 75005 Paris, France and
Maison de la Simulation, USR 3441, CEA-CNRS-INRIA- Université
Paris-Sud - Université de Versailles, 91191 Gif-sur-Yvette, France*

We present a three-dimensional molecular density functional theory (MDFT) of water derived from first-principles that relies on the particle's density and multipolar polarization density and includes the density-polarization coupling. This brings two main benefits: (i) a scalar density and a vectorial multipolar polarization density fields are much more tractable and give more physical insight than the full position and orientation densities, and (ii) it includes the full density-polarization coupling of water, that is known to be non-vanishing but has never been taken into account. Furthermore, the theory requires only the partial charge distribution of a water molecule and three measurable bulk properties, namely the structure factor and the Fourier components of the longitudinal and transverse dielectric susceptibilities.

I. INTRODUCTION

Numerical methods based on liquid state theories^{1,2} are now at the heart of many physical chemistry or chemical engineering applications³⁻⁶: they can predict both the structure and thermodynamic properties of molecular fluids at a much lower computational cost than molecular dynamics or Monte Carlo simulations. Those methods include integral equation theory in the interaction-site⁷⁻¹² or molecular¹³⁻²⁰ picture, classical density functional theory (DFT)²¹⁻²³, or classical fields theory²⁴⁻²⁷.

A current trend is their challenging implementation in three dimensions. This would unlock great technological applications like the description of molecular liquids, solutions, and mixtures in complex environments such as solid interfaces or bio-molecular media at the atomic scale. Tremendous efforts have been ongoing in this direction, especially from the 3D-RISM²⁸⁻³³, lattice field^{34,35} or Gaussian field^{26,36} theories.

Classical density functional theory (DFT) has been much less developed for chemical applications. Its theoretical principles can be found in the seminal papers by Evans²¹ and subsequent reviews^{21,37-39}. Nevertheless, since the advent of quasi-exact DFT for hard spheres and their mixtures, generated much attention, developments and success for atom-like fluids, in bulk and confined systems.^{23,40-46} Much less applications exist for molecular fluids, for which solvent orientations should be considered. The DFTs proposed so far to mimic molecular solvents are generally limited to generic dipolar solvents^{47,48} or mixtures of dipolar solvents and ions⁴⁹⁻⁵². Even if the solvent model is simplified, it is there already a great step forward compared to primitive continuum models of solvation: They are considered "civilized".⁵¹

For describing the solvation of three-dimensional molecular object in arbitrary solvents, we have introduced a molecular density functional theory (MDFT) approach to solvation⁵³⁻⁶⁴. In the general case, it relies on the definition of a free-energy functional depending on the full six-dimensional position and orientation solvent density. In the so-called homogeneous reference fluid (HRF) approximation, the (unknown) excess free energy can be inferred from the angular-dependent direct correlation function of the bulk solvent. This last quantity can be predetermined from molecular simulations of the pure solvent. Compared to reference molecular dynamics calculations, such approximation was shown to be accurate for polar, non-hydrogen bonded fluids^{53,56-58,60}. Nevertheless, it requires corrections for water^{57,59,65,66}. Note that a RISM-based DFT approach of molecular solvation has been developed recently⁶⁷.

Recently, we have introduced a molecular density functional theory (MDFT) for water models of the kind of SPC, SPC/E or TIPnP.⁶² These common models of water have in common that they interact with each other with a single Lennard-Jones site and distributed partial charges. For these cases, we showed how to write a functional of the water density $n(\mathbf{r})$ and site-distributed polarization density $\mathbf{P}(\mathbf{r})$. This functional only requires simpler physical quantities

than the full position and orientation-dependent direct correlation function. This functional can be motivated from first-principles, or may be considered as a multipolar generalization of the generic dipolar fluid free-energy functional $\mathcal{F}[n(\mathbf{r}), \mathbf{P}(\mathbf{r})]$ introduced in Refs.^{53,55}. These are the routes which are detailed here, *and generalized*.

II. GENERAL MOLECULAR FUNCTIONAL

In the general case of solvation of molecular entities in an arbitrary molecular solvent, the solvent molecules are considered as rigid entities with position \mathbf{r} and orientation ω (in terms of three Euler angles θ, ϕ, ψ in a fixed frame). The system is characterized by the position and orientation density $\rho(\mathbf{r}, \omega)$ and by the density free-energy functional

$$\mathcal{F}[\rho] = \mathcal{F}_{id}[\rho] + \mathcal{F}_{ext}[\rho] + \mathcal{F}_{exc}[\rho], \quad (1)$$

with the following expressions of the ideal, external, and excess terms:

$$\mathcal{F}_{id}[\rho] = k_B T \int d\mathbf{r} d\omega \left[\rho(\mathbf{r}, \omega) \ln \left(\frac{8\pi^2 \rho(\mathbf{r}, \omega)}{n_0} \right) - \rho(\mathbf{r}, \omega) + \frac{n_0}{8\pi^2} \right], \quad (2)$$

$$\mathcal{F}_{ext}[\rho] = \int d\mathbf{r} d\omega V_{ext}(\mathbf{r}, \omega) \rho(\mathbf{r}, \omega), \quad (3)$$

$$\mathcal{F}_{exc}[\rho] = -\frac{1}{2} k_B T \int \int d\mathbf{r} d\mathbf{r}' d\omega d\omega' \Delta\rho(\mathbf{r}, \omega) c(|\mathbf{r} - \mathbf{r}'|, \omega, \omega') \Delta\rho(\mathbf{r}', \omega') + \mathcal{F}_B[\rho] \quad (4)$$

where n_0 is the solvent bulk density (for instance $n_0 = 0.033 \text{ \AA}^{-3}$ for water at 1 atm and 300 K), and $\Delta\rho(\mathbf{r}, \omega) = (\rho(\mathbf{r}, \omega) - \rho_0)$ with $\rho_0 = n_0/8\pi^2$. In the last equation, the first term represents the homogeneous reference fluid (HRF) approximation (equivalent to a solute-solvent HNC approximation) where the excess free-energy density is written in terms of the angular-dependent direct correlation of the *pure* solvent. The second term (the so-called bridge term) represents the unknown correction to the exact functional, and can be expressed as of a systematic expansion of the solvent-solvent correlations in terms of three-body, ... n-body direct correlation functions. The second-order direct correlation function c is related to the angular-dependent pair distribution function h by the homogeneous-fluid Ornstein-Zernike (OZ) equation that reads in k -space

$$h(\mathbf{k}, \omega, \omega') = c(\mathbf{k}, \omega, \omega') + \rho_0 \int d\omega'' c(\mathbf{k}, \omega, \omega'') h(\mathbf{k}, \omega'', \omega') \quad (5)$$

The minimization of the functional of Eqs.2-4 to get the equilibrium density and solvation free energy for a given three-dimensional potential, as well as the resolution of the OZ equation for c knowing h , was implemented numerically using a three-dimensional grid for positions and an angular grid on each \mathbf{r} or \mathbf{k} -point for the orientations. This methodology is described in Refs⁵⁶⁻⁵⁸. The functional minimization is performed with respect to $\rho(\mathbf{r}, \omega)$ in \mathbf{r} -space, and the bottleneck is indeed the computation of the excess free energy, which has to be done in \mathbf{k} -space using fast Fourier transforms (FFT) to avoid the numerical cost of the double integration over \mathbf{r} . Up to now the angular dependence is handled by direct integration over the angular grid, which implies a double integration in Eq. 4. We are presently implementing an angular Fourier transforms algorithm to improve the efficiency. This requires a systematic expansion of the direct correlation function into a rotational invariants basis set

$$c(\mathbf{k}, \omega, \omega') = \sum_{mnl, \mu\nu} c_{\mu\nu}^{mnl}(k) \Phi_{\mu\nu}^{mnl}(\omega, \omega'), \quad (6)$$

and a similar expansion for h to solve the OZ equation¹³⁻²⁰. The projections $c_{\mu\nu}^{mnl}$ in Fourier space are given by

$$c_{\mu\nu}^{mnl}(k) = \rho_0 i^l \int_0^\infty c_{\mu\nu}^{mnl}(r) j_l(kr) 4\pi r^2 dr, \quad (7)$$

where j_l is the spherical Bessel function of the first kind^{2,20}.

From this point we depart from the general case described above and turn to the search of functionals applying to a special class of solvent models, which can be termed as simple point charge models, involving a single Lennard-Jones site embedding a charge distribution, which can be described either by a set of distributed point charges, or by a series of multipoles located at the center. This class of models is indeed important since it includes the prototypical Stockmayer model as well as the most widely used water models such as SPC, SPCE, TIP3P, TIP4P, ...

III. FUNCTIONAL AT DIPOLAR ORDER

A. Dipolar functional including density-polarization coupling

To progress towards the definition of a general functional for SPC-like models, we next suppose that the systematic expansion of $c(\mathbf{r}_{12}, \omega_1, \omega_2)$ into rotational invariant can be limited to dipolar order, that is to $m, n \leq 1$ and $\mu, \nu = 0$. The latter condition apply to dipolar symmetry, or C_{2v} symmetry as for water, where μ, ν should be even. Omitting those two indices for clarity, the relevant rotational invariants read

$$\begin{aligned}\Phi^{000} &= 1 \\ \Phi^{101} &= \mathbf{u}_1 \cdot \hat{\mathbf{r}}_{12} \\ \Phi^{011} &= -\mathbf{u}_2 \cdot \hat{\mathbf{r}}_{12} \\ \Phi^{110} &= \mathbf{u}_1 \cdot \mathbf{u}_2 \\ \Phi^{112} &= 3(\mathbf{u}_1 \cdot \hat{\mathbf{r}}_{12})(\mathbf{u}_2 \cdot \hat{\mathbf{r}}_{12}) - \mathbf{u}_1 \cdot \mathbf{u}_2.\end{aligned}\tag{8}$$

They are defined in terms of the intermolecular unit vector, $\hat{\mathbf{r}}_{12} = \mathbf{r}_{12}/r_{12}$, and the orientation unit vector for each molecular dipole, \mathbf{u}_i . They thus depend on the angles θ_i, ϕ_i but are independent of ψ_i . We also suppose momentarily that the bridge term can be neglected, $\mathcal{F}_B[\rho] = 0$.

Injecting the corresponding c-function into the general density functional expression, Eqs 1 to 4, leads to the following functional depending on $\rho(\mathbf{r}, \mathbf{u}) = \int d\psi \rho(\mathbf{r}, \mathbf{u}, \Psi)$ only

$$\begin{aligned}\mathcal{F}[\rho] &= k_B T \int d\mathbf{r} d\mathbf{u} \left[\rho(\mathbf{r}, \mathbf{u}) \ln \left(\frac{4\pi \rho(\mathbf{r}, \mathbf{u})}{n_0} \right) - \rho(\mathbf{r}, \mathbf{u}) + \frac{n_0}{4\pi} \right] \\ &+ \int d\mathbf{r} d\mathbf{u} V_{eff}(\mathbf{r}, \mathbf{u}) \rho(\mathbf{r}, \mathbf{u}) + \mathcal{F}_{exc}[n, \mathbf{P}],\end{aligned}\tag{9}$$

where $V_{eff}(\mathbf{r}, \mathbf{u})$ is an effective \mathbf{u} -dependent external potential defined as

$$V_{eff}(\mathbf{r}, \mathbf{u}) = -k_B T \ln \left[\frac{1}{2\pi} \int d\Psi \exp(-\beta V_{ext}(\mathbf{r}, \mathbf{u}, \Psi)) \right],\tag{10}$$

and where the excess free-energy turns out to depend on $\rho(\mathbf{r}, \mathbf{u})$ through the number density and the polarization density,

$$n(\mathbf{r}) = \int d\mathbf{u} \rho(\mathbf{r}, \mathbf{u})\tag{11}$$

$$\mathbf{P}(\mathbf{r}) = \mu \int d\mathbf{u} \mathbf{u} \rho(\mathbf{r}, \mathbf{u}),\tag{12}$$

where μ is the amplitude of the dipole of the solvent. More specifically

$$\begin{aligned}\beta \mathcal{F}_{exc}[n, \mathbf{P}] &= -\frac{1}{2} \int d\mathbf{r}_1 d\mathbf{r}_2 c^{000}(r_{12}) \Delta n(\mathbf{r}_1) \Delta n(\mathbf{r}_2) \\ &- \frac{1}{\mu} \int d\mathbf{r}_1 d\mathbf{r}_2 c^{101}(r_{12}) (\mathbf{P}(\mathbf{r}_1) \cdot \hat{\mathbf{r}}_{12}) \Delta n(\mathbf{r}_2) \\ &- \frac{1}{2\mu^2} \int d\mathbf{r}_1 d\mathbf{r}_2 c^{110}(r_{12}) \mathbf{P}(\mathbf{r}_1) \cdot \mathbf{P}(\mathbf{r}_2) \\ &- \frac{1}{2\mu^2} \int d\mathbf{r}_1 d\mathbf{r}_2 c^{112}(r_{12}) [3(\mathbf{P}(\mathbf{r}_1) \cdot \hat{\mathbf{r}}_{12})(\mathbf{P}(\mathbf{r}_2) \cdot \hat{\mathbf{r}}_{12}) - \mathbf{P}(\mathbf{r}_1) \cdot \mathbf{P}(\mathbf{r}_2)],\end{aligned}\tag{13}$$

with $\Delta n(\mathbf{r}) = n(\mathbf{r}) - n_0$. We further introduce the longitudinal and transverse polarization in k-space

$$\mathbf{P}(\mathbf{k}) = \mathbf{P}_L(\mathbf{k}) + \mathbf{P}_T(\mathbf{k})\tag{14}$$

$$\mathbf{P}_L(\mathbf{k}) = (\mathbf{P}(\mathbf{k}) \cdot \hat{\mathbf{k}}) \hat{\mathbf{k}} = P_L(\mathbf{k}) \hat{\mathbf{k}},\tag{15}$$

with $\hat{\mathbf{k}} = \mathbf{k}/k$, such that the polarization charge density is defined by $\rho_P(\mathbf{r}) = -\nabla \cdot \mathbf{P}(\mathbf{r})$ (as in continuum electrostatics), i.e.,

$$\rho_P(\mathbf{k}) = -i\mathbf{k} \cdot \mathbf{P}(\mathbf{k}) = -ik P_L(\mathbf{k}).\tag{16}$$

The excess free energy of eq.13 can thus be written in k-space

$$\begin{aligned}\beta\mathcal{F}_{exc} = & -\frac{1}{2} \int d\mathbf{k} c^{000}(k) \Delta n(\mathbf{k}) \Delta n(-\mathbf{k}) - \frac{i}{\mu} \int d\mathbf{k} c^{101}(k) (\mathbf{P}(\mathbf{k}) \cdot \hat{\mathbf{k}}) n(-\mathbf{k}) \\ & - \frac{1}{2\mu^2} \int d\mathbf{k} c^{110}(k) \mathbf{P}(\mathbf{k}) \cdot \mathbf{P}(-\mathbf{k}) \\ & - \frac{1}{2\mu^2} \int d\mathbf{k} c^{112}(k) \left[3(\mathbf{P}(\mathbf{k}) \cdot \hat{\mathbf{k}})(\mathbf{P}(-\mathbf{k}) \cdot \hat{\mathbf{k}}) - \mathbf{P}(\mathbf{k}) \cdot \mathbf{P}(-\mathbf{k}) \right],\end{aligned}\quad (17)$$

where we have introduced the Fourier-Bessel transform (also known as Hankel transform) of the spherically symmetric, radial projections. We note that projections 101 and 011 are purely imaginary in k-space and noted as $ic^{101}(k) = -ic^{011}(k)$. Owing to

$$\mathbf{P}(\mathbf{k}) \cdot \mathbf{P}(-\mathbf{k}) = \mathbf{P}_L(\mathbf{k}) \cdot \mathbf{P}_L(-\mathbf{k}) + \mathbf{P}_T(\mathbf{k}) \cdot \mathbf{P}_T(-\mathbf{k}) \quad (18)$$

$$\mathbf{P}_L(\mathbf{k}) \cdot \mathbf{P}_L(-\mathbf{k}) = (\mathbf{P}(\mathbf{k}) \cdot \hat{\mathbf{k}})(\mathbf{P}(-\mathbf{k}) \cdot \hat{\mathbf{k}}) \quad (19)$$

we find easily

$$\begin{aligned}\mathcal{F}_{exc}[n, \mathbf{P}] = & -\frac{1}{2} \int d\mathbf{k} c_n(k) \Delta n(\mathbf{k}) \Delta n(-\mathbf{k}) - \frac{i}{\mu} \int d\mathbf{k} c_{nP}(k) P_L(\mathbf{k}) \Delta n(-\mathbf{k}) \\ & - \frac{1}{2\mu^2} \left[\int d\mathbf{k} c_L(k) \mathbf{P}_L(\mathbf{k}) \cdot \mathbf{P}_L(-\mathbf{k}) + \int d\mathbf{k} c_T(k) \mathbf{P}_T(\mathbf{k}) \cdot \mathbf{P}_T(-\mathbf{k}) \right]\end{aligned}\quad (20)$$

with $c_n(k) = c^{000}(k)$, $c_{nP}(k) = c^{101}(k)$ and the usual combinations⁶⁸⁻⁷⁰:

$$c_L(k) = c^{110}(k) - c^{112}(k) \quad (21)$$

$$c_T(k) = c^{110}(k) + 2c^{112}(k). \quad (22)$$

Defining the particle density susceptibility by

$$\chi_n(k) = 1 - n_0 h^{000}(k), \quad (23)$$

and, according to Refs^{69,70}, the longitudinal and transverse susceptibilities, or the longitudinal and transverse dielectric constant by

$$\chi_L = 1 - \frac{1}{\epsilon_L(k)} = 3y \left(1 + \frac{n_0}{3} h_L(k) \right) \quad (24)$$

$$4\pi\chi_T = \epsilon_T(k) - 1 = 3y \left(1 + \frac{n_0}{3} h_T(k) \right) \quad (25)$$

with $y = \beta\mu^2 n_0 / 9\epsilon_0 = (\mu/3\mu_0)^2$, a reference dipole being defined by $\mu_0 = (\epsilon_0/\beta n_0)^{1/2}$. $h_L(k)$ and $h_T(k)$ are defined as in eq. 22, and the coupled density-polarization susceptibility is equal to

$$\chi_{nL}(k) = \sqrt{y} h^{101}(k). \quad (26)$$

Using e.g. the χ -transform procedure^{14,20}, the OZ equation 5 can be inverted to give

$$\begin{aligned}1 - n_0 c_n(k) = \chi_n^{-1}(k) &= \frac{\chi_L(k)}{\chi_n(k)\chi_L(k) - \chi_{nL}(k)^2} \\ 1 - \frac{n_0}{3} c_L(k) = 3y \chi_L^{-1}(k) &= \frac{3y \chi_n(k)}{\chi_n(k)\chi_L(k) - \chi_{nL}(k)^2} \\ n_0 c^{101}(k) = -3\sqrt{y} \chi_{nL}^{-1}(k) &= -\frac{3\sqrt{y} \chi_{nL}}{\chi_n(k)\chi_L(k) - \chi_{nL}(k)^2} \\ 1 - \frac{n_0}{3} c_T(k) &= \frac{3y}{4\pi\chi_T(k)}\end{aligned}\quad (27)$$

$$1 - \frac{n_0}{3} c_T(k) = \frac{3y}{4\pi\chi_T(k)} \quad (28)$$

The excess free energy including all the density and polarization terms can thus be written in k-space

$$\begin{aligned}
\mathcal{F}_{exc}[n, \mathbf{P}] = & -\frac{k_B T}{2n_0} \int d\mathbf{k} \Delta n(\mathbf{k}) \Delta n(-\mathbf{k}) - \frac{3k_B T}{2n_0 \mu^2} \int d\mathbf{k} \mathbf{P}(\mathbf{k}) \cdot \mathbf{P}(-\mathbf{k}) \\
& - \frac{k_B T}{2n_0} \int d\mathbf{k} \chi_n^{-1}(k) \Delta n(\mathbf{k}) \Delta n(-\mathbf{k}) + \frac{ik_B T}{n_0 \mu_0} \int d\mathbf{k} \chi_{nL}^{-1}(k) P_L(\mathbf{k}) \Delta n(-\mathbf{k}) \\
& + \frac{1}{8\pi\epsilon_0} \int d\mathbf{k} 4\pi \chi_L^{-1}(k) \mathbf{P}_L(\mathbf{k}) \cdot \mathbf{P}_L(-\mathbf{k}) \\
& + \frac{1}{8\pi\epsilon_0} \int d\mathbf{k} \chi_T^{-1}(k) \mathbf{P}_T(\mathbf{k}) \cdot \mathbf{P}_T(-\mathbf{k})
\end{aligned} \tag{29}$$

which, using the polarization charge density, can also be written as

$$\begin{aligned}
\mathcal{F}_{exc}[n, \mathbf{P}] = & -\frac{k_B T}{2n_0} \int d\mathbf{k} \Delta n(\mathbf{k}) \Delta n(-\mathbf{k}) - \frac{3k_B T}{2n_0 \mu^2} \int d\mathbf{k} \mathbf{P}(\mathbf{k}) \cdot \mathbf{P}(-\mathbf{k}) \\
& + \frac{k_B T}{2n_0} \int d\mathbf{k} \chi_n^{-1}(k) \Delta n(\mathbf{k}) \Delta n(-\mathbf{k}) + \frac{k_B T}{n_0 \mu_0} \int d\mathbf{k} \frac{1}{k} \chi_{nL}^{-1}(k) \rho_P(\mathbf{k}) \Delta n(-\mathbf{k}) \\
& + \frac{1}{8\pi\epsilon_0} \int d\mathbf{k} \frac{4\pi}{k^2} \chi_L^{-1}(k) \rho_P(\mathbf{k}) \rho_P(-\mathbf{k}) \\
& + \frac{1}{8\pi\epsilon_0} \int d\mathbf{k} \chi_T(k)^{-1} \mathbf{P}_T(\mathbf{k}) \cdot \mathbf{P}_T(-\mathbf{k})
\end{aligned} \tag{30}$$

One recognizes in the charge density-charge density interaction the usual Coulombic interaction $4\pi/k^2$ damped by the inverse susceptibility $\chi_L^{-1}(k)$; this converts in r-space to an effective Coulombic interaction $1/(rS(r))$, defined as the inverse Fourier transform of $4\pi\chi_L^{-1}(k)/k^2$.

B. The Stockmayer solvent

From this general functional at dipolar order, we now restrict ourselves to the functional of the simplest conceivable model of dipolar solvent, the Stockmayer model. It is characterized by a single Lennard-Jones center with parameters σ_s, ϵ_s and a dipole $\boldsymbol{\mu}_s = \mu \mathbf{u}$, where \mathbf{u} is the unitary orientation vector of the molecule. In passing, the parameters are selected to make the model look like water (similar density, $n_0 = 0.033$ particles/ \AA^3 , particle size, $\sigma_s = 3$ \AA , and molecular dipole, $p = 1.85D$) although not tasting quite as water (no hydrogen bond in the model!).⁵³ The dielectric constant can be estimated to be $\epsilon \simeq 140$ instead of 80. For such purely dipolar model, the charge-coupling term in the functional is irrelevant ($\chi_{nL} \equiv 0$ in eqs 27) and the density-polarization (or density-charge) couplings are absent in eqs 20, 29 and 30. In Fig. 1 are displayed the susceptibilities $\chi_n(k), \chi_L(k), \chi_T(k)$ computed from the total correlation functions as in eqs 23. The latter functions were obtained by performing MD simulations of the pure solvent model at 300 K. The corresponding direct correlation functions have characteristic forms that are plotted in Fig. 2.

A molecular solute embedded in the solvent will create an external potential which can be written as

$$V_{ext}(\mathbf{r}, \mathbf{u}) = \Phi_n(\mathbf{r}) - \mu \mathbf{E}_q(\mathbf{r}) \cdot \mathbf{u} \tag{31}$$

with

$$\Phi_n(\mathbf{r}) = \sum_{j=1}^M 4\epsilon_{sj} \left[\left(\frac{\sigma_{sj}}{|\mathbf{r} - \mathbf{r}_j|} \right)^{12} - \left(\frac{\sigma_{sj}}{|\mathbf{r} - \mathbf{r}_j|} \right)^6 \right] \tag{32}$$

$$\mathbf{E}_q(\mathbf{r}) = -\nabla \Phi_q(\mathbf{r}) \tag{33}$$

$$\Phi_q(\mathbf{r}) = \frac{1}{4\pi\epsilon_0} \sum_{j=1}^M \frac{Q_j}{|\mathbf{r} - \mathbf{r}_j|}. \tag{34}$$

The solute is here described by atomic sites j , located at \mathbf{R}_j , with Lennard-Jones parameters $\sigma_{sj}, \epsilon_{sj}$ (using Lorentz-Berthelot mixing rules with respect to solvent LJ parameters), and point charges Q_j . As for the excess functional, the external functional can thus be written as a functional of $n(\mathbf{r})$ and $\mathbf{P}(\mathbf{r})$.

$$\mathcal{F}_{ext}[n(r), \mathbf{P}] = \int d\mathbf{r} \Phi_n(\mathbf{r}) n(\mathbf{r}) - \frac{1}{4\pi\epsilon_0} \int d\mathbf{r} \mathbf{E}_q(\mathbf{r}) \cdot \mathbf{P} \tag{35}$$

$$= \int d\mathbf{r} \Phi_n(\mathbf{r}) n(\mathbf{r}) + \frac{1}{4\pi\epsilon_0} \int d\mathbf{r} \Phi_q(\mathbf{r}) \rho_P(\mathbf{r}) \tag{36}$$

Last but not least, this turns out to be also the case for the ideal functional^{53,55}

$$\begin{aligned} \mathcal{F}_{id}[n, \mathbf{P}] = & k_B T \int d\mathbf{r} n(\mathbf{r}) \ln\left(\frac{n(\mathbf{r})}{n_0}\right) - n(\mathbf{r}) + n_0 \\ & + k_B T \int d\mathbf{r} n(\mathbf{r}) \left(\ln \left[\frac{\mathcal{L}^{-1}\left(\frac{P(\mathbf{r})}{\mu n(\mathbf{r})}\right)}{\sinh(\mathcal{L}^{-1}(\frac{P(\mathbf{r})}{\mu n(\mathbf{r})}))} \right] + \frac{P(\mathbf{r})}{\mu n(\mathbf{r})} \mathcal{L}^{-1}\left(\frac{P(\mathbf{r})}{\mu n(\mathbf{r})}\right) \right). \end{aligned} \quad (37)$$

In the second, polarization term, \mathcal{L} designates the Langevin function and \mathcal{L}^{-1} its inverse; $P(\mathbf{r})$ is the modulus of the polarization vector $\mathbf{P}(\mathbf{r})$. The expansion of those two terms yields at leading, quadratic order

$$\begin{aligned} \mathcal{F}_{id}^q[n, \mathbf{P}] = & \frac{k_B T}{2n_0} \int d\mathbf{r} \Delta n(\mathbf{r})^2 + \frac{3k_B T}{2\mu^2} \int d\mathbf{r} \frac{\mathbf{P}(\mathbf{r})^2}{n(\mathbf{r})} \\ \simeq & \frac{k_B T}{2n_0} \int d\mathbf{k} \Delta n(\mathbf{k}) \Delta n(-\mathbf{k}) + \frac{3k_B T}{2\mu^2 n_0} \int d\mathbf{k} \mathbf{P}(\mathbf{k}) \cdot \mathbf{P}(-\mathbf{k}) \end{aligned} \quad (38)$$

In the second, polarization term one can recognize $\alpha_d = \mu^2/3k_B T$, the equivalent polarizability of a dipole μ at temperature T . One can thus interpret this term as either a rotational entropic term, or the polarization free-energy in a medium with local electric susceptibility $\chi_e(\mathbf{r}) = \alpha_d n_0$

The previous equations for dipolar fluids give some insight on how the functional can be interpreted and eventually generalized to multipolar rather than dipolar fluids. It is useful to notice in particular that the excess free-energy in eqs 29-30 can be written as

$$\mathcal{F}_{exc}[n, \mathbf{P}] = \mathcal{F}^q[n, \mathbf{P}] - \mathcal{F}_{id}^q[n, \mathbf{P}] \quad (39)$$

where $\mathcal{F}^q[n, \mathbf{P}]$ is an exact quadratic expansion of the free-energy functional around the homogenous density $n_0/4\pi$; it involves by definition the inverse of susceptibilities. The susceptibilities are thus the measurable quantities to be injected in the theory. $\mathcal{F}_{id}^q[n, \mathbf{P}]$ as it stands is the exact leading order in the expansion of the ideal free-energy, involving both a translational and rotational entropy. This is indeed a very classical view when juggling between inverse susceptibilities and direct correlation functions in simple fluids¹ The inclusion of the rotational contributions is worth to be sorted out.

As a short illustration, Fig. 3a shows the accuracy of the MDFT approach (within the HRF approximation, $\mathcal{F}_B[n, \mathbf{P}] = 0$) for the microscopic structure of the Stockmayer solvent with properties described above around neutral and charged spherical solutes^{53,55,57}. The MDFT results are compared to direct MD simulations of the solute embedded in the solvent. They do appear very satisfactory and account accurately for the shape of the peaks and their variation with charge and size (despite a slight overestimation of the first peak height for the neutral solute). Fig. 3b illustrates the case of a multi-site polar molecule (here a three-site model of the acetonitrile molecule) with similar conclusions. An application to a more complex molecular system, namely the three-dimensional solvation structure close to an atomically resolved surface of clay is illustrated in Figs 4-5 and described further in Ref.⁶⁰. It is seen again that the agreement for the solvent structure, both in terms of solvent density or solvent polarization density, is quite satisfactory. There is certainly room for improvement, in particular for the reproduction of the thermodynamic properties such as the solvation free-energies. This can be done by adding a spherical hard-sphere bridge which may seem natural for such simple solvent⁵⁹, or learning from the exact bridge derived recently for the Stockmayer liquid by Puibasset and Belloni¹⁹. We leave those possible refinements at the moment and shift immediately to the description of more realistic solvent models.

IV. GENERALIZATION TO MULTIPOLAR ORDER: THE CASE OF SPC-LIKE WATER

A. Simple point charge model

We start from SPC- or TIPnP-like representation of water, constituted by a single Lennard-Jones center, located on the oxygen, and m charges distributed on various sites. Each molecule is supposed to be rigid with position \mathbf{r}_i and orientation ω_i . For a given water configuration, we define the microscopic particle densities

$$\hat{\rho}(\mathbf{r}, \omega) = \sum_{i=1}^N \delta(\mathbf{r} - \mathbf{r}_i) \delta(\omega - \omega_i), \quad (40)$$

$$\hat{\rho}_n(\mathbf{r}) = \sum_{i=1}^N \delta(\mathbf{r} - \mathbf{r}_i) = \int d\omega \hat{\rho}(\mathbf{r}, \omega), \quad (41)$$

and the charge and multipolar polarization density

$$\hat{\rho}_c(\mathbf{r}) = \sum_{i=1}^N \sigma(\mathbf{r} - \mathbf{r}_i, \omega_i) = \int d\mathbf{r}' d\omega \sigma(\mathbf{r} - \mathbf{r}', \omega) \hat{\rho}(\mathbf{r}', \omega), \quad (42)$$

$$\hat{\mathbf{P}}_c(\mathbf{r}) = \sum_{i=1}^N \boldsymbol{\mu}(\mathbf{r} - \mathbf{r}_i, \omega_i) = \int d\mathbf{r}' d\omega \boldsymbol{\mu}(\mathbf{r} - \mathbf{r}', \omega) \hat{\rho}(\mathbf{r}', \omega). \quad (43)$$

$\sigma(\mathbf{r}, \omega)$ is the molecular charge density of a water molecule taken at the origin with orientation ω and, according to the definition of Refs^{70,71}, $\boldsymbol{\mu}(\mathbf{r}, \omega)$ is the corresponding molecular polarization density:

$$\sigma(\mathbf{r}, \omega) = \sum_m q_m \delta(\mathbf{r} - \mathbf{s}_m(\omega)), \quad (44)$$

$$\boldsymbol{\mu}(\mathbf{r}, \omega) = \sum_m q_m \mathbf{s}_m(\omega) \int_0^1 du \delta(\mathbf{r} - u \mathbf{s}_m(\omega)), \quad (45)$$

where $\mathbf{s}_m(\omega)$ indicates the location of the m^{th} atomic site for a given ω . It can be easily checked that molecular charge and polarization densities are linked by the usual relation $\sigma(\mathbf{r}, \omega) = -\nabla \cdot \boldsymbol{\mu}(\mathbf{r}, \omega)$. In k-space

$$\boldsymbol{\mu}(\mathbf{k}, \omega) = -i \sum_m q_m \frac{\mathbf{s}_m(\omega)}{\mathbf{k} \cdot \mathbf{s}_m(\omega)} \left(e^{i \mathbf{k} \cdot \mathbf{s}_m(\omega)} - 1 \right) \quad (46)$$

$$= \boldsymbol{\mu}(\omega) + \frac{i}{2} \sum_m q_m (\mathbf{k} \cdot \mathbf{s}_m(\omega)) \mathbf{s}_m(\omega) + \dots, \quad (47)$$

with $\boldsymbol{\mu}(\omega) = \sum_m q_m \mathbf{s}_j(\omega) = \mu \mathbf{u}$ (μ the molecule dipole; for water, \mathbf{u} is the unit vector along the O-H bonds angle bisector) The molecular polarization density thus reduces to a molecular dipole located at the origin at dominant order, but it does include the complete multipole series when all other orders are considered.

B. A useful theorem

These definitions being set, our statement starts from the observation that the Hamiltonian of N water molecules in the presence of an embedded solute, described by an external molecular force field, can be written as

$$H_N = T + U + \int d\mathbf{r} \hat{\rho}_n(\mathbf{r}) \Phi_n(\mathbf{r}) - \int d\mathbf{r} \hat{\mathbf{P}}_c(\mathbf{r}) \cdot \mathbf{E}_c(\mathbf{r}), \quad (48)$$

where T and U are the water kinetic and pair-wise potential energy, respectively. $\Phi_n(\mathbf{r})$, $\mathbf{E}_c(\mathbf{r})$ denote the value of the external Lennard-Jones potential and electric field at position \mathbf{r} , as defined in eqs 32-34.

Following the original derivation of Evans²¹ and extending it to four independent external field variables, $\Phi_n(\mathbf{r})$ and $E_{x,y,z}(\mathbf{r})$, instead of just one, it can be easily proved that the grand potential Ω of the solute-water system at a given water chemical potential may be expressed as a functional of the one-particle number density, $n(\mathbf{r}) = \langle \hat{\rho}_n(\mathbf{r}) \rangle$, and of the one-particle polarization density, $\mathbf{P}_c(\mathbf{r}) = \langle \hat{\mathbf{P}}_c(\mathbf{r}) \rangle$, that is $\Omega = \Omega[n(\mathbf{r}), \mathbf{P}_c(\mathbf{r})]$. Minimization of this functional with respect to those two fields yields the equilibrium densities and the value of the grand potential. Taking as a reference the bulk water system at the same chemical potential, with number density n_0 and grand potential Θ_0 , the same properties hold true for the solvation free energy $\mathcal{F}[n(\mathbf{r}), \mathbf{P}(\mathbf{r})] = \Omega[n(\mathbf{r}), \mathbf{P}(\mathbf{r})] - \Omega_0$. This constitutes our useful theorem. See Appendix A for a careful derivation.

The question is now how to infer this functional rather than the more general form involving $\rho(\mathbf{r}, \omega)$ written in Sec. II.

C. The multipolar functional

To this end, we can simply refer to Sec. III and replace the dipolar polarisation $\mathbf{P}(\mathbf{r})$ by its multipolar equivalent $\mathbf{P}_c(\mathbf{r})$. Although we know for sure that the whole functional could be expressed as functional of $n(\mathbf{r})$ and $\mathbf{P}_c(\mathbf{r})$, the expression of the ideal term in this way is very hard to infer, and we decide at this point to keep its full, exact

expression in terms of $\rho(\mathbf{r}, \omega)$ (a sort of reminiscence of the Kohn-Sham idea in electronic structure when one has to resort to the orbitals instead of the density for the kinetic energy part). This leads to

$$\begin{aligned} \mathcal{F}[\rho] = & k_B T \int d\mathbf{r} d\omega \left[\rho(\mathbf{r}, \omega) \ln \left(\frac{8\pi^2 \rho(\mathbf{r}, \omega)}{n_0} \right) - \rho(\mathbf{r}, \omega) + \frac{n_0}{8\pi^2} \right] \\ & + \int d\mathbf{r} \Phi_n(\mathbf{r}) n(\mathbf{r}) - \frac{1}{4\pi\epsilon_0} \int d\mathbf{r} \mathbf{E}_q(\mathbf{r}) \cdot \mathbf{P}(\mathbf{r}) - \mathcal{F}_{id}^q[\rho] \\ & - \frac{k_B T}{2n_0} \int d\mathbf{k} \chi_n^{-1}(k) \Delta n(\mathbf{k}) \Delta n(-\mathbf{k}) + \frac{ik_B T}{\mu_0 n_0} \int d\mathbf{k} \chi_{nL}^{-1}(k) P_{c,L}(\mathbf{k}) \Delta n(-\mathbf{k}) \\ & + \frac{1}{8\pi\epsilon_0} \left[\int d\mathbf{k} 4\pi \chi_L^{-1}(k) \mathbf{P}_{c,L}(\mathbf{k}) \cdot \mathbf{P}_{c,L}(-\mathbf{k}) + \int d\mathbf{k} \chi_T^{-1}(k) \mathbf{P}_{c,T}(\mathbf{k}) \cdot \mathbf{P}_{c,T}(-\mathbf{k}) \right] \\ & + \mathcal{F}_B[n, \mathbf{P}] \end{aligned} \quad (49)$$

Two questions arise at this point: how to (i) generalize the susceptibilities to the model with distributed partial charges, and (ii) decide for an expression of the quadratic (linear response) entropy. We go to those questions in turn.

The point-charge-based, multipolar analog of the dipolar susceptibilities of III can be defined as⁷²

$$\chi_L(k) = 1 - \frac{1}{\epsilon_L(k)} = \frac{S_c(k)}{\mu_0^2} \quad (50)$$

$$\chi_{nL}(k) = \frac{S_{nc}(k)}{\mu_0} \quad (51)$$

$$\chi_T(k) = \frac{\epsilon_T - 1}{4\pi} = \frac{S_T(k)}{\mu_0^2} \quad (52)$$

with again an effective dipole defined by $\mu_0 = (\epsilon_0/\beta n_0)^{1/2}$, and

$$S_c(k) = \langle \hat{\mathbf{P}}_{c,L}(\mathbf{k}) \cdot \hat{\mathbf{P}}_{c,L}(-\mathbf{k}) \rangle \quad (53)$$

$$= \langle \hat{\rho}_c(\mathbf{k}) \hat{\rho}_c(-\mathbf{k}) \rangle / k^2 \quad (54)$$

$$S_{nc} = \langle \hat{\rho}_c(\mathbf{k}) \Delta \hat{n}(-\mathbf{k}) \rangle / k \quad (55)$$

$$S_T(k) = \langle \hat{\mathbf{P}}_{c,T}(\mathbf{k}) \cdot \hat{\mathbf{P}}_{c,T}(-\mathbf{k}) \rangle \quad (56)$$

Applying the definitions above, these quantities can be decomposed into the sum of a self, intra-molecular part (s) and distinct, inter-molecular part (d), which read in the case of SPC/E water (3 sites with $q_H = +0.4238$ and $q_O = -2q_H$)

$$k^2 S_L^s(k) = 2q_H^2 \left[3 + \frac{\sin(k d_{HH})}{k d_{HH}} - 4 \frac{\sin(k d_{OH})}{k d_{OH}} \right] \quad (57)$$

$$k^2 S_L^d(k) = 4n_0 q_H^2 (h_{OO}(k) + h_{HH}(k) - 2h_{OH}(k)) \quad (58)$$

for the charge-charge correlations,

$$k S_{nL}^s(k) = 2q_H \left[\frac{\sin(k d_{OH})}{k d_{OH}} - 1 \right] \quad (59)$$

$$k S_{nL}^d(k) = 2n_0 q_H (h_{OH}(k) - h_{OO}(k)) \quad (60)$$

The transverse inter-molecular correlation function cannot be recast in terms of the site-site pair distribution functions and has to be evaluated directly in k-space⁷¹. We have computed all those various susceptibilities by molecular dynamics for SPC/E water; they are displayed in Fig. 6. Knowing those functions, one can define the inverse of the susceptibility matrix as in eqs 27.

From there one can proceed in two ways. The first one is to feed directly the functional of eq. 49 with those inverse susceptibilities. One should then replace consistently the rotational entropy term quadratic in $\mathbf{P}(\mathbf{r})$ by a more general one involving the rotational conditional probability $\alpha(\mathbf{r}, \Omega) = \rho(\mathbf{r}, \Omega)/n(\mathbf{r})$; see appendix. This was the strategy adopted in Ref.⁶². The alternative, probably more consistent, is to define the equivalent of the direct correlations in eqs 27 by extracting the intramolecular (ideal-gas) contributions in the inverse susceptibility matrix. This amounts to identify $\mathcal{F}_{id}^q[\rho]$ to the self interaction part in the quadratic expression of $\mathcal{F}[n, \mathbf{P}]$, i.e.,

$$\begin{aligned} \mathcal{F}_{id}^q[\rho] = & \frac{k_B T}{2n_0} \int d\mathbf{k} \chi_n^{s-1}(k) \Delta n(\mathbf{k}) \Delta n(-\mathbf{k}) + \frac{ik_B T}{\mu_0 n_0} \int d\mathbf{k} \chi_{nL}^{s-1}(k) P_{c,L}(\mathbf{k}) \Delta n(-\mathbf{k}) \\ & + \frac{1}{8\pi\epsilon_0} \int d\mathbf{k} 4\pi \chi_L^{s-1}(k) \mathbf{P}_{c,L}(\mathbf{k}) \cdot \mathbf{P}_{c,L}(-\mathbf{k}) + \frac{1}{8\pi\epsilon_0} \int d\mathbf{k} \chi_T^{s-1}(k) \mathbf{P}_{c,T}(\mathbf{k}) \cdot \mathbf{P}_{c,T}(-\mathbf{k}) \end{aligned}$$

and thus to define the direct correlation functions by

$$n_0 C_\gamma(k) = \chi_\gamma^{s-1}(k) - \chi_\gamma^{-1}(k) \quad (61)$$

for $\gamma = n, L, nL$, and T .

Injecting those definitions in the excess part of eq. 49 leads to our final version of the functional with an excess part defined by:

$$\begin{aligned} \mathcal{F}_{exc}[n, \mathbf{P}] = & -\frac{k_B T}{2} \int d\mathbf{k} C_n(k) \Delta n(\mathbf{k}) \Delta n(-\mathbf{k}) - \frac{i k_B T}{\mu_0} \int d\mathbf{k} C_{nP}(k) P_{c,L}(\mathbf{k}) \Delta n(-\mathbf{k}) \\ & - \frac{k_B T}{2\mu_0^2} \left[\int d\mathbf{k} C_L(k) \mathbf{P}_{c,L}(\mathbf{k}) \cdot \mathbf{P}_{c,L}(-\mathbf{k}) + \int d\mathbf{k} C_T(k) \mathbf{P}_{c,T}(\mathbf{k}) \cdot \mathbf{P}_{c,T}(-\mathbf{k}) \right] \\ & + \mathcal{F}_B[n, \mathbf{P}] \end{aligned} \quad (62)$$

analog of eq. 20 with the correspondence

$$\begin{aligned} C_n(k) &= c_n(k) \\ C_{nL}(k) &= (\mu_0/\mu) c_{L,T}(k) \\ C_{L,T}(k) &= (\mu_0/\mu)^2 c_{L,T}(k) \end{aligned} \quad (63)$$

where μ is the water dipole. For the SPCE model, $\mu = 2.35D$, and $\mu_0/\mu = 0.134$. In Fig. 7, we compare the various direct correlation to their dipolar analogs, computed as in Sec. III. Surprisingly, they appear very similar, with a slightly shifted peak for the density–polarization coupling term (nL). Oscillations appear above ~ 7 Å for the longitudinal polarization term. We now test this theory on archetypal solutes, that are Lennard-Jones balls with a partial charge at the center. The cationic solute is supposed to mimic sodium and have the following Lennard-Jones parameters ($\sigma = 2.584$ Å, $\epsilon = 0.13$ kJ.mol⁻¹), while the anionic solute is a chloride model ($\sigma = 4.035$ Å, $\epsilon = 0.51$ kJ.mol⁻¹). We first look at the effect of the proper treatment of the particle density–polarization coupling on the solvation free energies in Fig.11, where it is shown for "sodium" with a partial charge growing from 0 to +1 and for "chloride" for a charge decreasing from 0 to -1 obtained by functional minimization with and without the coupling term. In all case the results obtained with and without density–polarization coupling are within 3%, even for ions as charged as +1. The incapacity of the functional truncated at second order to properly describe the solvation structures of such charged solutes have already been reported⁶². In summary, because of its inherent lack of three-body and higher orders interactions like hydrogen-bonds, the first pick of the radial distribution function is too high and the second peak is too far. In Fig.8 and 9 we show the effect of the coupling and compare to reference molecular dynamics results. Once again, we stress out that the two functionals differ not only by the presence of the particle density polarization coupling term, but also by slightly different correlation functions. It is clear that the proper treatment of the particle density polarization coupling has very little effect on the radial distribution functions. It slightly corrects the height of the first peak for the positively charge sodium, but worsens the neutral sodium and chloride cases. The only qualitative effect of the correction introduced here is that is able to induce polarization for neutral, hydrophobic solutes. In Fig 10 we show that for charged solutes, density-polarization coupling has no or little effect. For neutral solutes, (say, a methane), one expects some polarization to be induced by a preferential orientation of the solvent around the repulsive pocket, for instance for entropic or purely geometric reasons. The former functional was not able to tackle such subtle effect: no electrostatic interactions with the solute implied no polarization of the solvent. We now have at least the good qualitative behavior.

V. CONCLUSION

In this article we included the density–polarization coupling to the molecular density functional theory for water. MDFT is now able to take into account the (multipolar) polarization that may arise from neutral hydrophobic solutes. Nevertheless, this density–polarization coupling show little effect on the solvation free energies and solvation structures.

With this generalization of the density+polarization theory for water, we reach here a point where it is clear that restraining the development of the functional to a quadratic order in density and polarization is not enough to capture all the properties of water, even if the polarization includes all multipoles of the solvent. To circumvent this problem it is necessary to introduce so-called bridge functionals or to go beyond our level of description of the direct correlation function. We proposed for instance an hard-sphere bridge and a three-body correction, that have the advantage of correcting a posteriori the pressure.^{73,74}

Another complementary route is to go beyond our level of description of the direct correlation function. The basic equation derived in this work, eq. (48), is based on a quadratic expansion of the excess functional in the density and multipolar polarisation density; as such, when converted to a direct correlation function, it does include higher-order rotational invariants than just the dipolar ones described in Sec. 3 – it does include *all* those describing the multipole-multipole interaction. This is not equivalent, however, to expressing the functional at second order in $\rho(\mathbf{r}, \omega)$, that is eq. (4), and using the full expansion of the angular-dependent direct correlation function defined as in eq. (5)-(6); such expansion contains in principle more rotational invariants and more information about the reference homogeneous fluid fluctuations than the $n\text{-}\mathbf{P}$ expansion does. The efficient implementation of eq. (4)-(6) using position and orientation fast (generalized) Fourier transforms, and the comparison to the more restricted approach described here, are currently underway.

Appendix A: The grand potential is a unique functional of the molecular density and polarization

We first recall the expression of the classical trace, and the usual definitions for the functionals of the probability density f of a system of N particles²¹:

$$\text{Tr}_{\text{cl}} = \sum_{N=0}^{\infty} \frac{1}{h^{3N} N!} \int d\mathbf{r}_1 \dots d\mathbf{r}_N \int d\mathbf{p}_1 \dots d\mathbf{p}_1 \quad (\text{A1})$$

where \mathbf{r}_i and \mathbf{p}_i stand for the position and momentum of particle i . H_N is the hamiltonian for N particles, each of chemical potential μ , at temperature T , with $\beta = (k_B T)^{-1}$.

$$\Omega[f] = \text{Tr}_{\text{cl}} [f(H_N - \mu N + \beta^{-1} \ln f)], \quad (\text{A2})$$

$$\Omega[f_0] = -k_B T \ln \Xi = \Omega, \quad (\text{A3})$$

$$\Omega[f] > \Omega[f_0], \text{ if } f \neq f_0. \quad (\text{A4})$$

Next, we introduce two functionals:

$$\mathcal{F}[n(\mathbf{r}), \mathbf{P}(\mathbf{r})] = \text{Tr}_{\text{cl}} [f_0 (T + U + \beta^{-1} \ln f_0)], \quad (\text{A5})$$

and

$$\Omega_{\mathcal{V}}[n(\mathbf{r}), \mathbf{P}(\mathbf{r})] = \mathcal{F}[n(\mathbf{r}), \mathbf{P}(\mathbf{r})] + \int \Psi_n(\mathbf{r}) n(\mathbf{r}) d\mathbf{r} - \int \mathbf{P}(\mathbf{r}) \cdot \mathbf{E}(\mathbf{r}) d\mathbf{r}, \quad (\text{A6})$$

where $\Psi_n(\mathbf{r}) = \Phi_n(\mathbf{r}) - \mu$. \mathcal{V} in Eq. (A6) is intended to remind that the functional depends upon the form of the external potential. It is thus a compact notation for (ϕ_n, \mathbf{E}) .

The equilibrium probability density is a function of the external fields Φ_n and \mathbf{E} . Since

$$n_0(\mathbf{r}) = \text{Tr}_{\text{cl}} [f_0 \hat{n}(\mathbf{r})] \quad (\text{A7})$$

and

$$\mathbf{P}_0(\mathbf{r}) = \text{Tr}_{\text{cl}} [f_0 \hat{\mathbf{P}}(\mathbf{r})], \quad (\text{A8})$$

$n_0(\mathbf{r})$ and $\mathbf{P}_0(\mathbf{r})$ at equilibrium are also functionals of these external fields functionals. If we assume that it exist two tuples of different external fields that induce the same equilibrium density and polarization $(n(\mathbf{r}), \mathbf{P}(\mathbf{r}))$. At Hamiltonian H_N we can associate equilibrium probability distribution f_0 and grand potential Ω . At Hamiltonian H'_N we associate f'_0 and Ω' . Injecting in Eq. A4:

$$\Omega' = \text{Tr}_{\text{cl}} f'_0 [H'_N - \mu N + \beta^{-1} \ln f'_0] < \Omega[f_0], \quad (\text{A9})$$

$$\Omega' = \text{Tr}_{\text{cl}} [f'_0 (H'_N - \mu N + \beta^{-1} \ln f'_0)] < \text{Tr}_{\text{cl}} [f_0 (H'_N - \mu N + \beta^{-1} \ln f_0)], \quad (\text{A10})$$

$$\Omega' < \Omega + \int n_0(\mathbf{r})(\phi'_N(\mathbf{r}) - \phi_N(\mathbf{r}))d\mathbf{r} - \int \mathbf{P}_0(\mathbf{r}) \cdot (\mathbf{E}'(\mathbf{r}) - \mathbf{E}(\mathbf{r}))d\mathbf{r}. \quad (\text{A11})$$

We exchange roles of Ω and Ω' , and thus

$$\Omega < \Omega' + \int n_0(\mathbf{r})(\phi_N(\mathbf{r}) - \phi'_N(\mathbf{r}))d\mathbf{r} - \int \mathbf{P}_0(\mathbf{r}) \cdot (\mathbf{E}(\mathbf{r}) - \mathbf{E}'(\mathbf{r}))d\mathbf{r}. \quad (\text{A12})$$

By summing Eq.A11 and A12 we obtain the absurd following inequality: $\Omega + \Omega' < \Omega' + \Omega$. As a consequence, to one tuple of density and polarization is associated one and only one external potential. It follows that the probability distribution is a unique functional of the equilibrium densities and that the functional given in Eq. A5 is thus a unique functional of n and \mathbf{P} . It is said universal in that its expression is the same for all external potentials.

Furthermore, for equilibrium densities $n_0(\mathbf{r})$ and $\mathbf{P}_0(\mathbf{r})$, this functional is equal to the grand potential:

$$\Omega_{\mathcal{V}}[n_0(\mathbf{r}), \mathbf{P}(\mathbf{r})] = \Omega. \quad (\text{A13})$$

We now suppose there exists two molecular densities and polarizations, $n'(\mathbf{r})$ and $\mathbf{P}'(\mathbf{r})$, that are associated with the same probability distribution f' .

$$\begin{aligned} \Omega[f'] &= \text{Tr}_{\text{cl}} [f'(H_N - \mu N + \beta^{-1} \ln f')] \\ &= \mathcal{F}[n'(\mathbf{r}), \mathbf{P}'(\mathbf{r})] + \int \Psi_n(\mathbf{r})n'(\mathbf{r})d\mathbf{r} - \int \mathbf{P}'(\mathbf{r})\mathbf{E}(\mathbf{r})d\mathbf{r} \\ &= \Omega_{\mathcal{V}}[n'(\mathbf{r}), \mathbf{P}'(\mathbf{r})]. \end{aligned}$$

Thanks to Eq. A4, this leads to

$$\Omega_{\mathcal{V}}[n'(\mathbf{r}), \mathbf{P}'(\mathbf{r})] > \Omega_{\mathcal{V}}[n_0(\mathbf{r}), \mathbf{P}_0(\mathbf{r})]. \quad (\text{A14})$$

Thus, equilibrium densities $n_0(\mathbf{r})$ and $\mathbf{P}_0(\mathbf{r})$ minimize the functional $\Omega_{\mathcal{V}}[n(\mathbf{r}), \mathbf{P}(\mathbf{r})]$:

$$\left. \frac{\delta \Omega_{\mathcal{V}}[n(\mathbf{r}), \mathbf{P}(\mathbf{r})]}{\delta n(\mathbf{r})} \right|_{n_0} = \left. \frac{\delta \Omega_{\mathcal{V}}[n(\mathbf{r}), \mathbf{P}(\mathbf{r})]}{\delta \mathbf{P}(\mathbf{r})} \right|_{\mathbf{P}_0} = 0. \quad (\text{A15})$$

Appendix B: Translational and rotational entropy

We define the conditional probability $\alpha(\mathbf{r}, \omega)$ of having a solvent orientation ω at position \mathbf{r} .

$$\rho(\mathbf{r}, \omega) = n(\mathbf{r}) \alpha(\mathbf{r}, \omega) \quad (\text{B1})$$

Thus

$$\int d\Omega \alpha(\mathbf{r}, \omega) = 1 \quad (\text{B2})$$

and the homogeneous probability is $\alpha_0 = 1/8\pi^2$.

The total entropy (ideal term)

$$\mathcal{F}_{id} = k_B T \int d\mathbf{r} d\omega \left[\rho(\mathbf{r}, \omega) \ln \left(\frac{8\pi^2 \rho(\mathbf{r}, \omega)}{n_0} \right) - \rho(\mathbf{r}, \omega) + \frac{n_0}{8\pi^2} \right] \quad (\text{B3})$$

can be easily decomposed into a translational and rotational contribution

$$\begin{aligned} \mathcal{F}_{id} &= \mathcal{F}_{id}^T + \mathcal{F}_{id}^R \\ \mathcal{F}_{id}^T[n(\mathbf{r})] &= k_B T \int d\mathbf{r} \left[n(\mathbf{r}) \ln \left(\frac{n(\mathbf{r})}{n_0} \right) - n(\mathbf{r}) + n_0 \right] \\ \mathcal{F}_{id}^R[n(\mathbf{r}), \alpha(\mathbf{r}, \omega)] &= k_B T \int d\mathbf{r} n(\mathbf{r}) \int d\omega \left[\alpha(\mathbf{r}, \omega) \ln \left(\frac{\alpha(\mathbf{r}, \omega)}{\alpha_0} \right) - \alpha(\mathbf{r}, \omega) + \alpha_0 \right] \end{aligned} \quad (\text{B4})$$

If the translational part is expanded at dominant order in $\Delta n(\mathbf{r}) = n(\mathbf{r}) - n_0$ and the rotational part at dominant order in $\delta\alpha(\mathbf{r}, \omega) = \alpha(\mathbf{r}, \omega) - \alpha_0$, one gets

$$\mathcal{F}_{id}^T[n(\mathbf{r})] = \frac{k_B T}{2n_0} \int d\mathbf{r} \Delta n(\mathbf{r})^2 \quad (\text{B5})$$

$$\mathcal{F}_{id}^R[n(\mathbf{r}), \alpha(\mathbf{r}, \omega)] = k_B T \int d\mathbf{r} n(\mathbf{r}) \int d\omega \frac{(\alpha(\mathbf{r}, \omega) - \alpha_0)^2}{2\alpha_0} \quad (\text{B6})$$

The sum of those two terms gives the expression of $\mathcal{F}_{id}^q[\rho]$ to be injected in eq. 49 (route number 1).

Further expanding $\alpha(\mathbf{r}, \omega)$ into generalized spherical harmonics²

$$\alpha(\mathbf{r}, \omega) = \alpha_0 + \sum_{m \geq 1} \sum_{\nu, \nu' = -m}^m \alpha_{\nu\nu'}^m(\mathbf{r}) D_{\nu\nu'}^m(\omega) \quad (\text{B7})$$

then

$$\mathcal{F}_{id}^R[n(\mathbf{r}), \alpha(\mathbf{r}, \omega)] = \frac{k_B T}{2\alpha_0} \int d\mathbf{r} n(\mathbf{r}) \sum_{m \geq 1, \nu, \nu'} |\alpha_{\nu\nu'}^m(\mathbf{r})|^2. \quad (\text{B8})$$

Limiting the expansion to linear symmetry ($\nu' = 0$, orientation vector $\mathbf{u} = (\sin \theta \cos \phi, \sin \theta \sin \phi, \cos \theta)$ instead of ω , and $\alpha(\mathbf{r}, \mathbf{u}) = 2\pi\rho(\mathbf{r}, \omega)$), one gets at lowest order $m \leq 1$,

$$\frac{1}{\alpha_0} \sum_{\nu=-1}^1 |\alpha_{\nu 0}^1(\mathbf{r})|^2 = 3\bar{\mathbf{u}}(\mathbf{r})^2 \quad (\text{B9})$$

where $\bar{\mathbf{u}}(\mathbf{r}) = \int d\mathbf{u} \mathbf{u} \alpha(\mathbf{r}, \mathbf{u})$ defines the average orientation. Finally, with the definition $\mathbf{P}(\mathbf{r}) = \mu n(\mathbf{r}) \bar{\mathbf{u}}(\mathbf{r})$, one gets

$$\mathcal{F}_{id}^R[n(\mathbf{r}), \alpha(\mathbf{r}, \omega)] = \frac{3k_B T}{2\mu^2} \int d\mathbf{r} \frac{\mathbf{P}(\mathbf{r})^2}{n(\mathbf{r})} \quad (\text{B10})$$

which is the expression quoted in the text as the quadratic rotational entropy, and can be recovered by expanding the general expression of eq. 38 at dominant order.

ACKNOWLEDGMENTS

ML and DB are grateful to Luc Belloni for illuminating discussions and useful comparisons for the direct correlation functions of water.

* maximilien.levesque@ens.fr

¹ J. P. Hansen and I. R. McDonald. *Theory of Simple Liquids*. Academic Press, London, 1989.

² C. G. Gray and K. E. Gubbins. *Theory of Molecular Fluids, Volume 1: Fundamentals*. Clarendon Press, Oxford, 1984.

³ C. G. Gray, K. E. Gubbins, and C. J. Joslin. *Theory of Molecular Fluids, Volume 2: Applications*. Clarendon Press, Oxford, 2011.

⁴ P. I. Ravikovitch and A. V. Neimark. Density functional theory model of adsorption on amorphous and microporous silica materials. *Langmuir*, 22:11171, 2006.

⁵ G. Yu. Gor and A. V. Neimark. Adsorption-induced deformation of mesoporous solids: Macroscopic approach and density functional theory. *Langmuir*, 27:6926, 2011.

⁶ J. Wu. Density functional theory for chemical engineering: from capillarity to soft materials. *AIChE Journal*, 52:1169, 2006.

⁷ D. Chandler and H. C. Andersen. Optimized cluster expansions for classical fluids - theory of molecular liquids. *J. Chem. Phys.*, 57:1930, 1972.

⁸ F. Hirata and P. J. Rossky. An extended rism equation for molecular polar fluids. *Chem. Phys. Lett.*, 83:329, 1981.

⁹ F. Hirata, B. M. Pettitt, and P. J. Rossky. Application of an extended rism equation to dipolar and quadrupolar fluids. *J. Chem. Phys.*, 77:509, 1982.

¹⁰ G. Reddy, C. P. Lawrence, J. L. Skinner, and A. Yethiraj. Liquid state theories for the structure of water. *J. Chem. Phys.*, 119:13012, 2003.

- ¹¹ K. M. Dyer, J. S. Perkyns, and B. M. Pettitt. A site-renormalized molecular fluid theory. *J. Chem. Phys.*, 127:194506, 2007.
- ¹² K. M. Dyer, J. S. Perkyns, G. Stell, and B. M. Pettitt. A molecular site-site integral equation that yields the dielectric constant. *J. Chem. Phys.*, 129:104512, 2008.
- ¹³ L. Blum and A. J. Torruella. Invariant expansion for 2-body correlations - thermodynamic functions, scattering, and ornstein-zernike equation. *J. Chem. Phys.*, 56:303, 1972.
- ¹⁴ L. Blum. Invariant expansion - ornstein-zernike equation for nonspherical molecules and an extended solution to mean spherical model. *J. Chem. Phys.*, 57:1862, 1972.
- ¹⁵ G. N. Patey. Integral-equation theory for dense dipolar hard-sphere fluid. *Mol. Phys.*, 34:427, 1977.
- ¹⁶ P. H. Fries and G. N. Patey. The solution of the hypernetted-chain approximation for fluids of nonspherical particles - a general-method with application to dipolar hard-spheres. *J. Chem. Phys.*, 82:429, 1985.
- ¹⁷ J. Richardi, P. H. Fries, and H. Krienke. The solvation of ions in acetonitrile and acetone: A molecular ornstein-zernike study. *J. Chem. Phys.*, 108:4079, 1998.
- ¹⁸ J. Richardi, C. Millot, and P. H. Fries. A molecular ornstein-zernike study of popular models for water and methanol. *J. Chem. Phys.*, 110:1138, 1999.
- ¹⁹ J. Puibasset and L. Belloni. Bridge function for the dipolar fluid from simulation. *J. Chem. Phys.*, 136:154503, 2012.
- ²⁰ L. Belloni and I. Chikina. Efficient full newtonraphson technique for the solution of molecular integral equations example of the spc/e water-like system. *Mol. Phys.*, 112:1246, 2014.
- ²¹ R. Evans. Nature of the liquid-vapor interface and other topics in the statistical-mechanics of nonuniform, classical fluids. *Adv. Phys.*, 28:143, 1979.
- ²² R. Evans. In D. Henderson, editor, *Fundamental of Inhomogeneous Fluids*, New York, 1992. Marcel Dekker.
- ²³ J. Wu and Z. Li. Density functional theory for complex fluids. *Ann. Rev. Phys. Chem.*, 58:85, 2007.
- ²⁴ D. Chandler. Gaussian field model of fluids with an application to polymeric fluids. *Phys. Rev. E*, 48:2898, 1993.
- ²⁵ K. Lum, D. Chandler, and J. D. Weeks. Hydrophobicity at small and large length scales. *J. Phys. Chem. B*, 103:4570, 1999.
- ²⁶ P. R. ten Wolde, S. X. Sun, and D. Chandler. Model of a fluid at small and large length scales and the hydrophobic effect. *Phys. Rev. E*, 65:011201, 2001.
- ²⁷ R. D. Coalson and A. Duncan. Statistical mechanics of a multipolar gas: A lattice field theory approach. *J. Phys. Chem. B*, 100:2612, 1996.
- ²⁸ D. Beglov and B. Roux. An integral equation to describe the solvation of polar molecules in liquid water. *J. Phys. Chem. B*, 101:7821, 1997.
- ²⁹ A. Kovalenko and F. Hirata. Three-dimensional density profiles of water in contact with a solute of arbitrary shape; a rism approach. *Chem. Phys. Lett.*, 290:237, 1998.
- ³⁰ F. Hirata. *Molecular Theory of Solvation*. Kluwer Academic Publishers, Dordrecht, 2003.
- ³¹ N. Yoshida, T. Imai, S. Phongphanphanee, A. Kovalenko, and F. Hirata. Molecular recognition in biomolecules studied by statistical-mechanical integral-equation theory of liquids. *J. Phys. Chem. B*, 113:873–886, 2009.
- ³² T. Kloss and S. M. Kast. Treatment of charged solutes in three-dimensional integral equation theory. *J. Chem. Phys.*, 128:134505, 2008.
- ³³ T. Kloss, J. Heil, and S. M. Kast. Quantum chemistry in solution by combining 3d integral equation theory with a cluster embedding approach. *J. Phys. Chem. B*, 112:4337, 2008.
- ³⁴ C. Azuara, E. Lindahl, and P. Koehl. Pdb_hydro: incorporating dipolar solvents with variable density in the poisson-boltzmann treatment of macromolecule electrostatics. *Nucleic Ac. Res.*, 34:38, 2006.
- ³⁵ C. Azuara, H. Orland, M. Bon, P. Koehl, and M. Delarue. Incorporating dipolar solvents with variable density in poisson-boltzmann electrostatics. *Biophys. J.*, 95:5587, 2008.
- ³⁶ P. Varilly, A. J. Patel, and D. Chandler. An improved coarse-grained model of solvation and the hydrophobic effect. *J. Chem. Phys.*, 134:074109, 2010.
- ³⁷ R. Evans. *Fundamentals of Inhomogeneous Fluids*. Marcel Dekker, Incorporated, 1992.
- ³⁸ R. Evans. Density functional theory for inhomogeneous fluids i: Simple fluids in equilibrium. In *Lecture notes at 3rd Warsaw School of Statistical Physics*. June 2009.
- ³⁹ H. Lowen. Density functional theory of inhomogeneous classical fluids: recent developments and new perspectives. *Journal of Physics: Condensed Matter*, 14(46):11897–11905, November 2002.
- ⁴⁰ Y. Rosenfeld. *Phys. Rev. Lett.*, 63:980, 1989.
- ⁴¹ E. Kierlik and M. L. Rosinberg. *Phys. Rev. A*, 42:3382, 1990.
- ⁴² E. Kierlik and M. L. Rosinberg. *Phys. Rev. A*, 44:5025, 1991.
- ⁴³ R. Roth, R. Evans, A. Lang, and G. Kahl. *J. Phys. : Condens. Matter*, 14:12063, 2002.
- ⁴⁴ Yang-Xin Yu and Jianzhong Wu. Structures of hard-sphere fluids from a modified fundamental-measure theory. *The Journal of Chemical Physics*, 117(22):10156, December 2002.
- ⁴⁵ R. Roth. *J. Phys.: Condens. Matter*, 22:063102, 2010.
- ⁴⁶ J. Wu. In X. Lu and Y. Hu, editors, *Molecular Thermodynamics of Complex Systems*. Springer, 2009.
- ⁴⁷ P. I. Texeira and M. M. Telo da Gama. Density-functional theory for the interfacial properties of a dipolar fluid. *J. Phys.: Condens. Matter*, 3:111–125, 1991.
- ⁴⁸ P. Frodl and S. Dietrich. Bulk and interfacial properties of polar and molecular fluids. *Phys. Rev. A*, 45:7330, 1992.
- ⁴⁹ T. Biben, J. P. Hansen, and Y. Rosenfeld. Generic density functional for electric double layers in molecular solvent. *Phys. Rev. E*, 57:R3727–3730, 1998.
- ⁵⁰ Anna Oleksy and Jean-Pierre Hansen. Microscopic density functional theory of wetting and drying of a solid substrate by an explicit solvent model of ionic solutions. *Molecular Physics*, 107(23-24):2609–2624, 2009.

- ⁵¹ Anna Oleksy and Jean-Pierre Hansen. Wetting of a solid substrate by a civilized model of ionic solutions. *The Journal of Chemical Physics*, 132(20):204702–204702–13, May 2010.
- ⁵² Anna Oleksy and Jean-Pierre Hansen. Wetting and drying scenarios of ionic solutions. *Molecular Physics*, 109(7-10):1275–1288, 2011.
- ⁵³ R. Ramirez, R. Gebauer, M. Mareschal, and D. Borgis. Density functional theory of solvation in a polar solvent: Extracting the functional from homogeneous solvent simulations. *Phys. Rev. E*, 66:306, 2002.
- ⁵⁴ R. Ramirez, M. Mareschal, and D. Borgis. Direct correlation functions and the density functional theory of polar solvents. *Chem. Phys.*, 319:261, 2005.
- ⁵⁵ R. Ramirez and D. Borgis. Density functional theory of solvation and its relation to implicit solvent models. *J. Phys. Chem. B*, 109:6754, 2005.
- ⁵⁶ L. Gendre, R. Ramirez, and D. Borgis. Classical density functional theory of solvation in molecular solvents: Angular grid implementation. *Chem. Phys. Lett.*, 474:366, 2009.
- ⁵⁷ S. Zhao, R. Ramirez, R. Vuilleumier, and D. Borgis. Molecular density functional theory of solvation: From polar solvents to water. *J. Chem. Phys.*, 134:194102, 2011.
- ⁵⁸ D. Borgis, D. Gendre, and R. Ramirez. Molecular density functional theory: Application to solvation and electron-transfer thermodynamics in polar solvents. *J. Phys. Chem. B*, 116, 2012.
- ⁵⁹ M. Levesque, R. Vuilleumier, and D. Borgis. Scalar fundamental measure theory for hard spheres in three dimensions. application to hydrophobic solvation. *J. Chem. Phys.*, 137:034115, 2012.
- ⁶⁰ M. Levesque, V. Marry, B. Rotenberg, G. Jeanmairet, R. Vuilleumier, and D. Borgis. Solvation of complex surfaces via molecular density functional theory. *J. Chem. Phys.*, 137:224107, 2012.
- ⁶¹ G. Jeanmairet, M. Levesque, and D. Borgis. Molecular density functional theory of water describing hydrophobicity at short and long length scales. *The Journal of Chemical Physics*, 139(15):154101–1–154101–9, 2013.
- ⁶² G. Jeanmairet, M. Levesque, R. Vuilleumier, and D. Borgis. Molecular density functional theory of water. *The Journal of Physical Chemistry Letters*, 4:619–624, January 2013.
- ⁶³ Guillaume Jeanmairet, Virginie Marry, Maximilien Levesque, Benjamin Rotenberg, and Daniel Borgis. Hydration of clays at the molecular scale: the promising perspective of classical density functional theory. *Molecular Physics*, 112(9-10):1320–1329, 2014.
- ⁶⁴ Volodymyr P. Sergiievskiy, Guillaume Jeanmairet, Maximilien Levesque, and Daniel Borgis. Fast computation of solvation free energies with molecular density functional theory: Thermodynamic-ensemble partial molar volume corrections. *The Journal of Physical Chemistry Letters*, 5(11):1935–1942, 2014.
- ⁶⁵ S. Zhao, Z. Jin, and J. Wu. New theoretical method for rapid prediction of solvation free energy in water. *J. Phys. Chem. B*, 115:6971, 2011.
- ⁶⁶ S. Zhao, Z. Jin, and J. Wu. Corrections to new theoretical method for rapid prediction of solvation free energy in water. *J. Phys. Chem. B*, 115:15445, 2011.
- ⁶⁷ Yu Liu, Shuangliang Zhao, and Jianzhong Wu. A site density functional theory for water: Application to solvation of amino acid side chains. *Journal of Chemical Theory and Computation*, 9(4):1896–1908, April 2013.
- ⁶⁸ L. Gendre. *Density functional theory of molecular liquids: Application to solvation in polar solvents*. PhD thesis, Université d’Evry-Val-d’Essonne, Evry, France, 2008.
- ⁶⁹ F. O. Raineri, H. Resat, and H. L. Friedman. Static longitudinal dielectric function of model molecular fluids. *J. Chem. Phys.*, 96:3068, 1992.
- ⁷⁰ F. O. Raineri and H. L. Friedman. Static transverse dielectric function of model molecular fluids. *J. Chem. Phys.*, 98:8910, 1993.
- ⁷¹ P. A. Bopp, A. A. Kornyshev, and G. Sutmann. Frequency and wave-vector dependent dielectric function of water: Collective modes and relaxation spectra. *J. Chem. Phys.*, 109:1939, 1998.
- ⁷² P. A. Bopp, A. A. Kornyshev, and G. Sutmann. Static nonlocal dielectric function of liquid water. *Phys. Rev. Lett.*, 76:1281, 1996.
- ⁷³ G. Jeanmairet, M. Levesque, V. Sergiievskiy, and D. Borgis. Molecular density functional theory for water with liquid-gas coexistence and correct pressure. *J. Chem. Phys.*, 142:154112, 2015.
- ⁷⁴ V. Sergiievskiy, G. Jeanmairet, M. Levesque, and D. Borgis. Pressure Correction in Classical Density Functional Theory: Hyper Netted Chain and Hard Sphere Bridge Functionals. 2015.

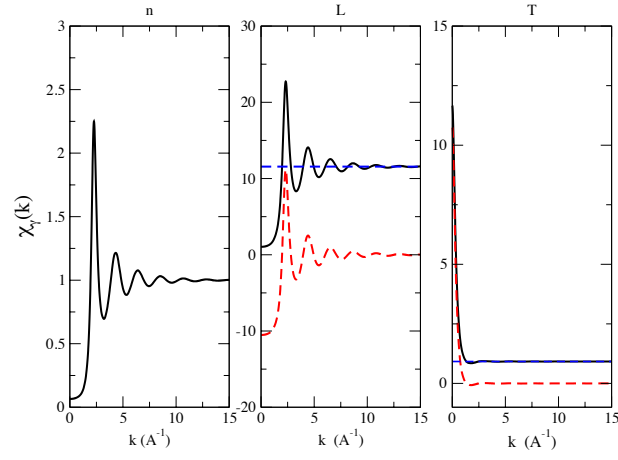


FIG. 1. Susceptibilities $\chi_\gamma(k)$ with $\gamma = n, L, T$ for the Stockmayer model described in the text, computed from the total correlation functions as in eqs 23. The self and distinct contributions are plotted in dashed lines (blue and red curves, respectively). The latter functions were obtained from MD simulations.

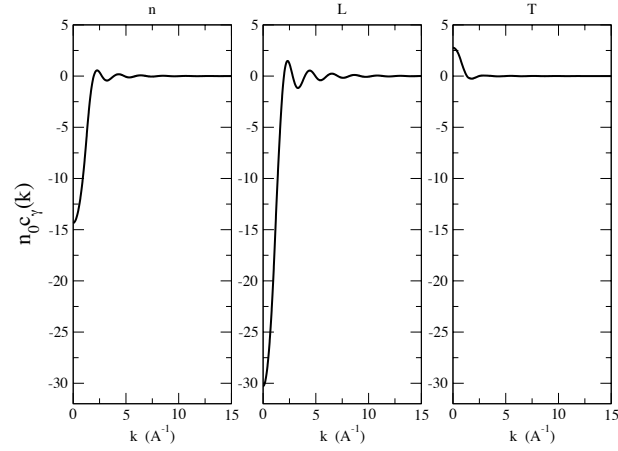


FIG. 2. Direct correlation functions for the Stockmayer model described in the text, computed from the susceptibilities by inversion of the OZ equation, in conformity with eq. 27.

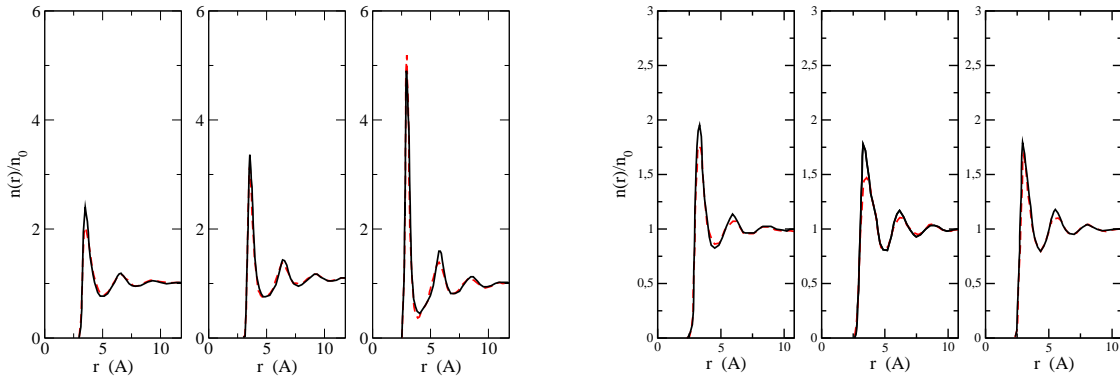


FIG. 3. Top: Reduced density of the Stockmayer solvent around various solutes. MDFT results (solid black lines) are compared to MD simulation results (dashed red lines). From left to right: CH_4 , Cl^- , K^+ . Bottom: Same than for the various sites of an acetonitrile molecule dissolved in the Stockmayer solvent. From left to right: CH_3 , C, N. .

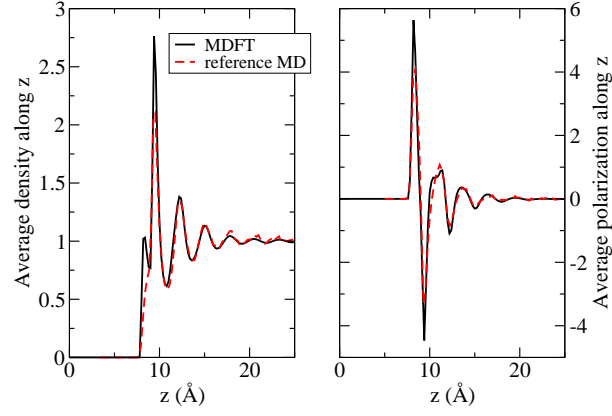


FIG. 4. Solvent number density and polarization density of a Stockmayer solvent as a function of the distance to an atomically-resolved clay surface (pyrophyllite). z is the distance to the surface. MDFT results (black lines) are compared to reference all-atom molecular dynamic simulations (red lines); Further details available in Ref.⁶⁰ for details.

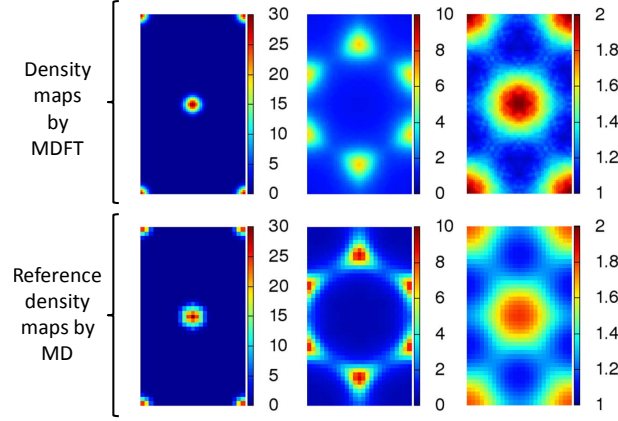


FIG. 5. Two-dimensional maps of the solvent number density $n(\mathbf{r})/n_0$ in three different planes close to a neutral clay surface, as calculated by molecular dynamics (top) and HRF-MDFT (bottom). Those planes correspond to a prepeak (left), the first maximum (center) and second maximum (right) of the out-of plane mean solvent density. See Ref.⁶⁰ for details.

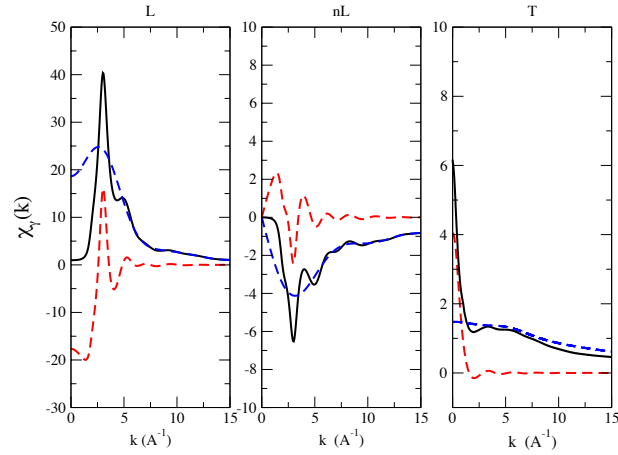


FIG. 6. Susceptibilities $\chi_\gamma(k)$ with $\gamma = L, nL, T$ computed for SPC/E water by MD simulations (black solid lines). The self and distinct contributions are plotted in dashed lines (blue and red curves, respectively).

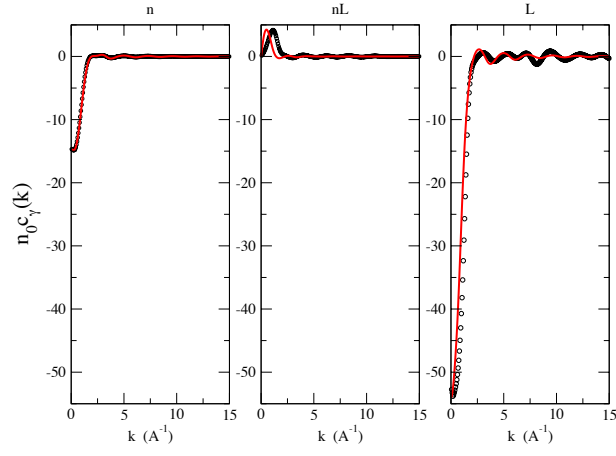


FIG. 7. Direct correlation functions for SPC/E water in the dipolar or multipolar approximation. In the latter case we represent C_n , $(\mu_0/\mu)C_{nL}$ and $(\mu_0/\mu)^2C_L$. The agreement is equivalent for the transverse part, with a behavior similar to that in Fig. 2.

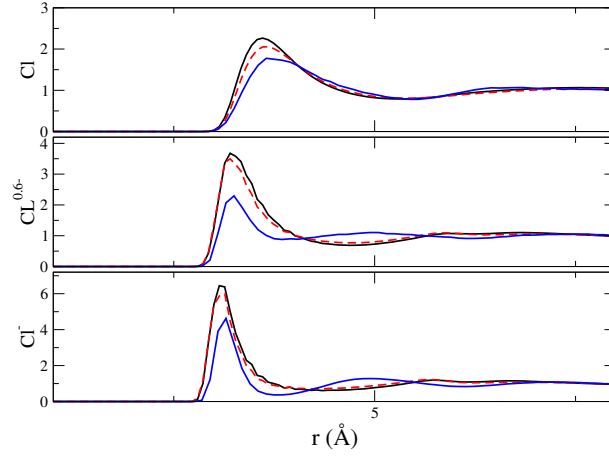


FIG. 8. Radial distribution functions of, from top to bottom, neutral, $-\frac{3}{5}$ and -1 chloride. The MD simulations are in blue, while the results obtained by functional minimization with and without coupling between polarization and solvent density are in plain black and dashed red respectively.

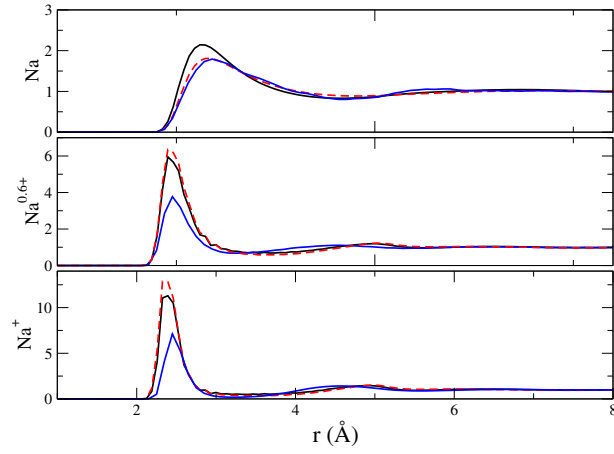


FIG. 9. Radial distribution functions of, from top to bottom, neutral, $\frac{3}{5}$ and +1 sodium. The MD simulations are in blue, while the results obtained by functional minimization with and without coupling between polarization and solvent density are in plain black and dashed red respectively.

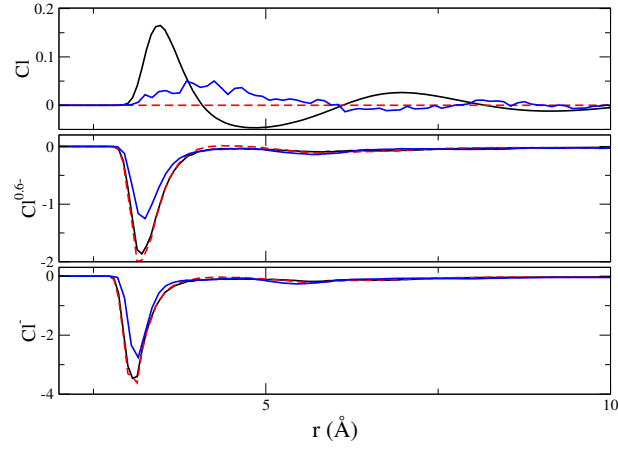


FIG. 10. Radial polarization function ($\mathbf{P}(\mathbf{r}) \cdot \mathbf{e}_r$) around neutral (top), $-\frac{3}{5}$ (middle) and -1 (bottom) chloride. The legend is the same than in Fig 8.

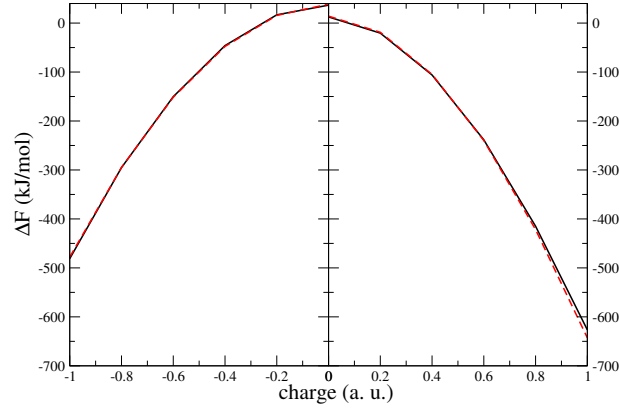


FIG. 11. Solvation free energy of chloride (left) with charge growing from -1 to 0, and sodium (right) with charge growing from 0 to +1. The black and dashed red lines have respectively been obtained by minimization of the functional with and without the coupling terms.