



## Boosting catalyst activity in cis-selective semi-reduction of internal alkynes by tailoring the assembly of all-metal aromatic tri-palladium complexes

Anna Monfredini, Veronica Santacroce, Pierre-Alexandre Deyris, Raimondo Maggi, Franca Bigi, Giovanni Maestri, Max Malacria

### ► To cite this version:

Anna Monfredini, Veronica Santacroce, Pierre-Alexandre Deyris, Raimondo Maggi, Franca Bigi, et al.. Boosting catalyst activity in cis-selective semi-reduction of internal alkynes by tailoring the assembly of all-metal aromatic tri-palladium complexes. Dalton Transactions, 2016, 45, pp.15786-15790 10.1039/c6dt01840h . hal-01360436

**HAL Id: hal-01360436**

**<https://hal.sorbonne-universite.fr/hal-01360436>**

Submitted on 5 Sep 2016

**HAL** is a multi-disciplinary open access archive for the deposit and dissemination of scientific research documents, whether they are published or not. The documents may come from teaching and research institutions in France or abroad, or from public or private research centers.

L'archive ouverte pluridisciplinaire **HAL**, est destinée au dépôt et à la diffusion de documents scientifiques de niveau recherche, publiés ou non, émanant des établissements d'enseignement et de recherche français ou étrangers, des laboratoires publics ou privés.



Distributed under a Creative Commons Attribution 4.0 International License



Cite this: DOI: 10.1039/c6dt01840h

Received 10th May 2016,  
Accepted 22nd June 2016

DOI: 10.1039/c6dt01840h

www.rsc.org/dalton

## Boosting catalyst activity in *cis*-selective semi-reduction of internal alkynes by tailoring the assembly of all-metal aromatic tri-palladium complexes†

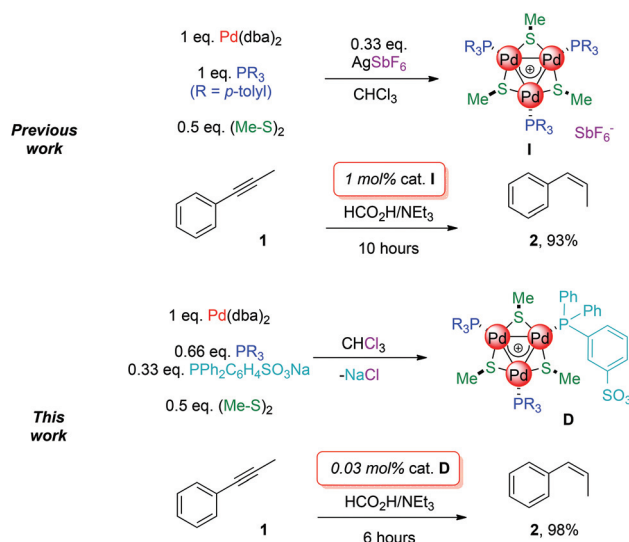
Anna Monfredini,<sup>‡a</sup> Veronica Santacroce,<sup>‡a</sup> Pierre-Alexandre Deyris,<sup>b</sup>  
Raimondo Maggi,<sup>a</sup> Franca Bigi,<sup>a</sup> Giovanni Maestri<sup>\*a</sup> and Max Malacria<sup>\*b,c</sup>

Highly symmetric  $[\text{Pd}_3]^+$  clusters that present delocalized metal-metal bonds can catalyse the selective semi-reduction of internal alkynes to *cis*-alkenes. Studies on factors governing the formation of all-metal aromatics enabled the design of an optimised catalytic system that delivers *cis*-alkenes with almost complete selectivity on a gram scale with very low catalyst loadings (0.03 mol%).

All-metal aromatic molecules feature delocalized metal-metal bonds that parallel bonding of their well-known main-group counterparts.<sup>1</sup> While they are often synthetically challenging at best,<sup>2</sup> we recently developed a simple route<sup>3</sup> to a family of bench-stable  $[\text{Pd}_3]^+$  complexes whose core represent a prototypical well-defined sub-nanometric metal surface.<sup>4</sup>

These complexes could be decorated with a variety of organic fragments and represent therefore a valuable asset to assess the consequences of their bonding mode on coordination chemistry and catalysis. Internal alkynes were semi-reduced to alkenes with good *cis*-selectivity under transfer-hydrogenation conditions,<sup>5</sup> which avoids the use of hazardous  $\text{H}_2$  gas.<sup>6</sup> The best first generation catalyst (**I**, 1 mol%) delivered full conversion of phenylpropyne **1** upon 10 hours in refluxing THF. No alkane was detected and the ratio between semi-reduced alkenes was 93 : 3 : 4 (*cis*-, *trans*- and isomerised-products, respectively, Scheme 1, top).

We report herein preliminary results on factors triggering the formation of triangular all-metal aromatic  $[\text{Pd}_3]^+$  complexes. Through this approach we were able to decorate their metal core with two different phosphinic ligands, a neutral



**Scheme 1** First vs. second generation metal-aromatic transfer hydrogenation catalysts.

and an anionic one. This in turn enabled us to develop a catalytic system for the selective semi-reduction of **1** to *cis*-alkene **2** with unparalleled activity among Pd-based catalysts under transfer hydrogenation conditions. The novel complex delivers the desired *cis*-alkene almost quantitatively, in shorter times and with a thirty-three-times lower catalytic charge (Scheme 1, bottom).

To gain insights into factors governing the formation of delocalized metal-metal bonds, we tried to monitor these reactions by NMR. In a 50 mL Schlenk tube we mixed 0.2 mmol of  $\text{Pd}(\text{dba})_2$  ( $\text{dba}$  = dibenzylideneacetone), 0.2 mmol of  $\text{PPh}_3$  and 0.1 mmol of diphenyldisulphide in 20 mL of  $\text{CDCl}_3$ , taking 0.5 mL samples at regular intervals to record the  $^1\text{H}$  and  $^{31}\text{P}$  NMR spectra (Fig. 1, spectra in the ESI†).

Surprisingly, the broad and diagnostic  $^{31}\text{P}$  resonance of the  $[\text{Pd}_3]^+$  cation at 15.5 ppm was already visible within few

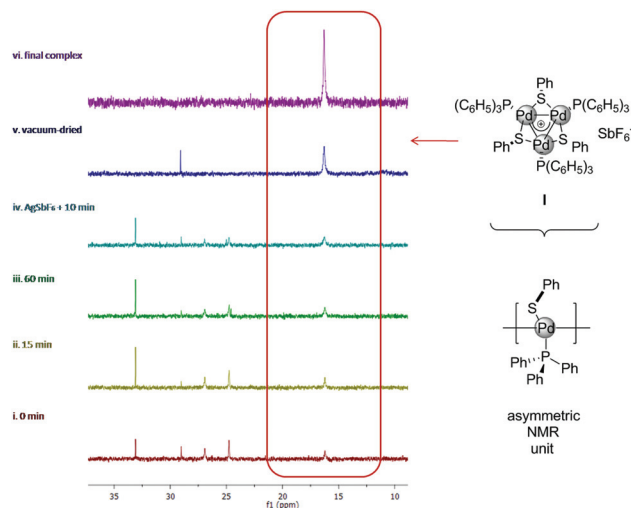
<sup>a</sup>Dipartimento di Chimica, Università degli Studi di Parma, 17/A Parco Area delle Scienze, 43124 Parma, Italy. E-mail: giovanni.maestri@unipr.it

<sup>b</sup>ICSN CNRS (UPR2301), 1 Av. de la Terrasse, Bat. 27, 91198 Gif s/Yvette, France. E-mail: max.malacria@cnsr.fr

<sup>c</sup>UPMC Sorbonne Université, IPCM (UMR CNRS 8232), 4 place Jussieu, C. 229, 75005 Paris, France

†Electronic supplementary information (ESI) available: Reaction procedures, characterization of complexes, copies of NMR spectra. See DOI: 10.1039/c6dt01840h

‡These authors contributed equally.



**Fig. 1**  $^{31}\text{P}$  spectra of crude samples from the synthesis of  $[\text{Pd}_3]\text{SbF}_6$  complex highlighting the diagnostic resonance of its three equivalent  $\text{PPh}_3$  units.

minutes (Fig. 1, red line) and free phosphine at  $-5$  ppm was no longer present. From the proton spectrum, we noticed the consumption of  $\text{Pd}(\text{dba})_2$  and evaluated 18% of the desired  $[\text{Pd}_3]^+$  cation using dba resonances as the internal standard. Two other broad  $^{31}\text{P}$  resonances were observed at 24 and 27 ppm respectively. We were so far unable to unambiguously assign these signals, although their intensity slowly fades through time with a concomitant increase of the desired resonance at 15.5 ppm. Upon 60 minutes, the amount of the  $[\text{Pd}_3]^+$  complex is around 40% (green line). Addition of 0.33 equiv. of  $\text{AgSbF}_6$  resulted in a further increase of the desired resonance at the expense of the two unassigned species (cyan line). Upon celite filtration under nitrogen and concentration *in vacuo*, the  $[\text{Pd}_3]\text{SbF}_6$  complex **II** became the almost exclusive species present in the crude mixture (Fig. 1, blue line, 86% isolated yield). Taken together, these observations showed that addition of a silver salt is not necessary to trigger the formation of metal-aromatic  $[\text{Pd}_3]^+$  clusters. This in turn suggested that the chlorinated solvent played a key role in the formation of the  $[\text{Pd}_3]^+$  core.

The overall process involves the formal oxidation of  $\text{Pd}(0)$  to  $\text{Pd}(4/3)$ . Considering the stoichiometry of the reaction, the disulphide can oxidise the noble metal on average to  $\text{Pd}(\text{i})$ . Radical palladium species<sup>7</sup> might be sufficiently strong reductants to trigger SET (single electron transfer) on a chloroform molecule ( $-1.09$  V vs. SCE).<sup>8</sup> This would form the corresponding radical anion, which eventually collapses into a radical and a chloride ion. The formal addition of a cationic  $\text{Pd}(\text{ii})$  fragment on a neutral  $\text{Pd}(\text{i})$  dimer<sup>9</sup> would eventually deliver the  $[\text{Pd}_3]^+$  cation, isolable as a chloride salt, in analogy to the step-wise assembly of  $[\text{Au}_3]^+$  complexes from an  $\text{Au}(\text{i})$  cation and an  $\text{Au}(0)$  dimer reported by Bertrand.<sup>10</sup>

The  $[\text{Pd}_3]^+$  cation barely forms in  $\text{CH}_2\text{Cl}_2$  while the reaction is almost instantaneous in  $\text{CCl}_4$ , being limited by the solubi-

lisation of  $\text{Pd}(\text{dba})_2$  only. These results fit with the trend of C–Cl BDE and reduction potentials among chlorinated solvents.<sup>8</sup>

Likely, the soluble  $\text{AgX}$  salt just favours anion metathesis steered by the precipitation of  $\text{AgCl}$  in chloroform. This suggests that  $[\text{Pd}_3]^+$  complexes can be synthesised in any given solvent if a suitable mild stoichiometric oxidant is added.

This is of particular interest for catalysis as it would allow the *in situ* preparation of  $[\text{Pd}_3]^+$  complexes in any medium.

We performed our usual reaction in degassed THF without the addition of any additive. Expectedly, no traces of the desired  $[\text{Pd}_3]^+$  cation were observed upon 24 hours at room temperature. On the contrary, mixing reagents for 1 hour and adding then 0.33 equiv. of  $\text{AgSbF}_6$  allowed the mixture to turn deep red, eventually delivering complex **II** in 73% yield.

We then performed the same experiment adding a weaker  $\text{Cu}(\text{ii})$  oxidant ( $+0.28$  V vs. SCE,  $+0.6$  V for  $\text{Ag}(\text{i})$ ).

Thus, 0.2 mmol of  $\text{Pd}(\text{dba})_2$ , 0.2 mmol of  $\text{P}(p\text{-tol})_3$  and 0.1 mmol of dimethyldisulphide were stirred for 1 hour at RT in degassed THF. Two main resonances at 23 and 26 ppm were observed in the corresponding  $^{31}\text{P}$  spectra, which likely correspond to the species observed in chloroform presented in Fig. 1 (spectra in the ESI†). Addition of 0.066 mmol of  $\text{Cu}(\text{OTf})_2$  triggered a slow turning of the solution towards red and, furthermore, the appearance of the diagnostic  $^{31}\text{P}$  resonance of the  $[\text{Pd}_3]\text{OTf}$  complex **III** at 15 ppm. The reaction was slower than the previous one but once again a single resonance was eventually detected upon 24 hours stirring at RT. These findings paralleled observations made using chlorinated solvents and provide preliminary insights into the mechanism of formation of all-metal aromatic  $[\text{Pd}_3]^+$  complexes.

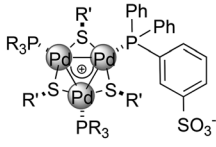
We thus attempted the catalytic semi-reduction of phenylpropyne **1** preparing *in situ* the  $[\text{Pd}_3]^+$  complex. Triethylammonium formate and **1** were added as a THF solution to eventually provide the same concentration previously reported (0.1 M). Sadly, the reaction proved significantly slower, requiring 24 hours to achieve full conversion. The selectivity towards the desired *cis*-alkene **2** remained similar (91%). Partial decomposition to Pd black was observed through time although no alkane was detected. The reduced activity may be due to dba, which can likely compete with the substrate slowing down its semi-reduction.

We then turned to another strategy to design better catalysts for this reaction. Reasoning that  $[\text{Pd}_3]^+$  is the major species in chloroform even without the addition of any other metal salts, we performed the reaction with 0.33 equiv. of sodium sulfonate phosphine. This should provide a zwitterionic complex by filtering off the coproduced  $\text{NaCl}$ . We prepared accordingly a small library of complexes (Table 1).

Several organic fragments varying both in electronic and steric features could be easily introduced. Products **A–E** were purified through a series of solvent washings<sup>3</sup> (55–76% yield). They were characterized *via* HRMS analyses and multinuclear NMR experiments. In contrast to  $\text{C}_3$ -symmetric complexes, as salt **I**, which showed  $[\text{Pd}_3]^+$  cations in  $\text{ESI}^+$  experiments, we invariably observed protonated molecular adducts only for **A–D**. This confirms their zwitterionic nature. Regarding NMR,



**Table 1** Synthesis of  $[\text{Pd}_3]^+$  complexes A–E

1 eq. $\text{Pd}(\text{dba})_2$ 0.66 eq. $\text{PR}_3$ 0.33 eq. $\text{PPh}_2\text{C}_6\text{H}_4\text{SO}_3\text{Na}$ 0.5 eq. $(\text{R}'\text{-S})_2$				
$\xrightarrow[\text{RT, 3 hours}]{\text{CHCl}_3, \text{N}_2}$				
$\xrightarrow{-\text{NaCl}}$				
				
A–E, 55–76%				
Entry	$\text{R}_3$	$\text{R}'$	Complex	Yield (%)
1	$(4\text{-F-C}_6\text{H}_4)_3$	4-Me-C <sub>6</sub> H <sub>4</sub>	A	71
2	$(4\text{-F-C}_6\text{H}_4)_3$	Me	B	55
3	$(4\text{-Me-C}_6\text{H}_4)_3$	Ph	C	59
4	$(4\text{-Me-C}_6\text{H}_4)_3$	Me	D	76
5	$(\text{Ph})_2\text{C}_6\text{H}_4\text{SO}_3\text{Na}$	Me	E	72

Reaction conditions: on a 0.2 mmol scale, 0.01 M in degassed chloroform.

two patterns of resonances in a 2 : 1 ratio were observed for bridging the thiolate fragments in the  $^1\text{H}$  spectra.  $^{31}\text{P}$  signals followed suit. For instance, a broad triplet and a broad doublet in a 1 : 2 ratio were observed for A (at 17 and 13 ppm respectively).

We then tested these new complexes on the catalytic semi-reduction of phenylpropyne **1** in the presence of a five-fold excess of triethylammonium formate as the hydrogen source (Table 2). This excess ensures that the chemoselectivity towards the semi-reduction of alkynes is due to the catalytic system rather than to a mere shortage of a hydrogen donor.<sup>11</sup>

Complexes with fluorinated phosphines proved active with either aromatic or aliphatic bridging thiolates (entries 1 and 2). The latter proved a better substitution pattern providing complete conversion of the substrate upon five hours. In both cases, *cis*-selectivity resulted to be lower than that previously

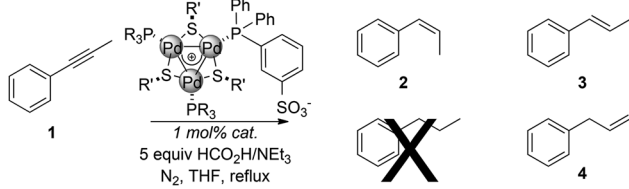
observed (85% and 87% respectively). No traces of alkanes were detected. Alkenes **3** and **4** formed in a comparable amount (6–8%). Complexes bearing two *p*-tolylphosphines were even more active (entries 3 and 4). In combination with bridging methylthiolates, complete conversion of **1** was achieved within 3 hours, albeit at the expense of selectivity towards **2** (77%). **3** and **4** formed in 10% and 13% yield respectively. The same outcome was observed using complex E (entry 5, 77%). Interestingly, the catalytic system using any complex of the series A–E proved both more active and less selective than the best one previously developed based on  $\text{C}_3$ -symmetric  $[\text{Pd}_3]^+$  complexes (Scheme 1, top).

We reasoned that this might be a *trans*-like effect<sup>12</sup> of the anionic ligand that would make more labile the phosphine on the opposite edge of the metal kernel. It can correlate with (slight) upfield shifts of the latter observed by  $^{31}\text{P}$  NMR and could rationalise the activity of the complexes with *p*-fluorinated phosphines (A and B, entries 1 and 2). Their corresponding  $\text{C}_3$ -symmetric  $[\text{Pd}_3]^+$  complexes are indeed fairly active only for the semi-reduction of **1**, not even attaining full conversion upon 96 hours.<sup>5</sup> DFT modeling supports this hypothesis. The Pd–P distance with the anionic phosphine shortens in D compared to I, while those with neutral ones are slightly longer (Fig. 2, details in the ESI†).

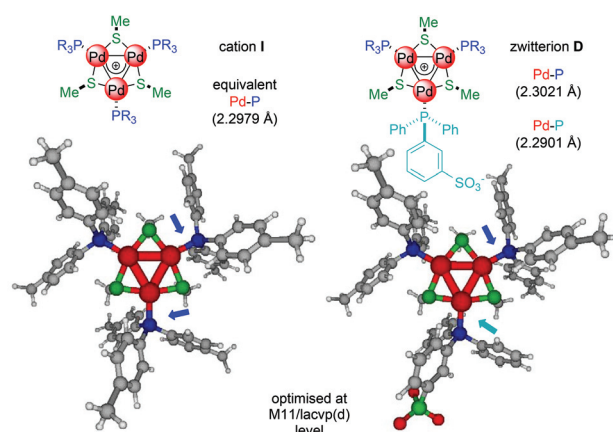
In all cases we noticed the formation of traces of Pd black when the conversion of **1** passed 70%, suggesting that the zwitterionic complexes A–E could be less robust than their cationic analogues. Nonetheless, no trace of over-reduced alkanes has ever been detected, even prolonging warming after full conversion. In these cases, partial isomerization to **3** and **4** was however noticed (below 5% upon 24 hours).

Taken together, these results confirmed the complete chemoselectivity of the catalytic system towards alkynes and let us speculate that isomerisation of **2** could be due to the Pd species generated from the decomposition of the actual catalyst in the reducing reaction medium.<sup>13</sup> We wondered whether

**Table 2** Catalytic semi-reduction of phenylpropyne **1** with  $[\text{Pd}_3]^+$  complexes A–E

					
Entry	R	$\text{R}'$	<i>t</i> (h)	Conv. of <b>1</b> <sup>a</sup> (%)	Sel. to <b>2</b> <sup>a</sup> (%)
1	$(4\text{-F-C}_6\text{H}_4)_3$	4-Me-C <sub>6</sub> H <sub>4</sub>	8	97	85
2	$(4\text{-F-C}_6\text{H}_4)_3$	Me	5	Quant.	87
3	$(4\text{-Me-C}_6\text{H}_4)_3$	Ph	6	Quant.	78
4	$(4\text{-Me-C}_6\text{H}_4)_3$	Me	3	Quant.	77
5	$(\text{Ph})_2\text{C}_6\text{H}_4\text{SO}_3\text{Na}$	Me	3	Quant.	77

Conditions: 0.35 mmol of **1**, 0.1 M in THF, 1.75 mmol of triethylammonium formate, 1 mol% of complexes A–E. <sup>a</sup> 0.1 mL samples were periodically taken and analysed by GC and GC-MS using *p*-xylene (0.3 mmol) as the internal standard.



**Fig. 2** Comparison of optimised structures of cation I and zwitterion D; the Pd–P distances in D at the M11/lacvp(d) level vary by +0.0041 and –0.0078 Å with the neutral and anionic phosphines respectively.





**Table 3** Addition of ligands on the semi-reduction of **1** with complex **D**

$  \begin{array}{c}  \text{1 mol\% of cat. D} \\  \xrightarrow{\text{X mol\% of L}} \\  \text{5 equiv HCO}_2\text{H/NEt}_3 \\  \text{N}_2, \text{ THF, reflux}  \end{array}  $					
Entry	L	Mol%	<i>t</i> (h)	Conv. of <b>1</b> <sup>a</sup> (%)	Sel. to <b>2</b> <sup>a</sup> (%)
1	P(4-Me-C <sub>6</sub> H <sub>4</sub> ) <sub>3</sub>	3	4	Quant.	96
2	P(4-Me-C <sub>6</sub> H <sub>4</sub> ) <sub>3</sub>	10	24	Quant.	96
3	dba	6	24	Quant.	92
4	P(Ph) <sub>2</sub> C <sub>6</sub> H <sub>4</sub> SO <sub>3</sub> Na	3	4	Quant.	96

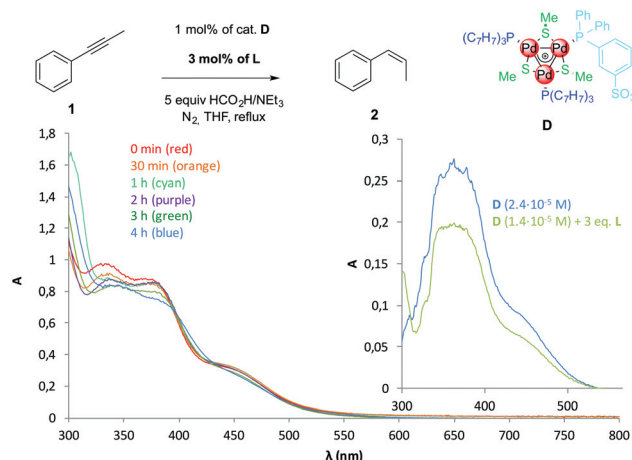
Conditions: as Table 2. <sup>a</sup> By GC using *p*-xylene as the internal standard.

addition of a suitable ligand might slow down these undesired processes without quenching activity (Table 3).

We were delighted that addition of 3 mol% of *p*-tolylphosphine proved decisive (entry 1). Full conversion of **1** was achieved upon 4 hours and the selectivity towards **2** was almost complete (96%). Isomers **3** and **4** formed in 2% yield each. Furthermore, the homogeneous orange solution of complex **D** did not show any trace of formation of black metal colloids before consumption of **1** (images in the ESI†). We then added 10 mol% of phosphine (entry 2). Conversion of **1** required 24 hours, in agreement with a stiffer competition between substrates and ligands for metal coordination. Selectivity towards **2** remained 96% despite the prolonged warming. As in the previous case, no traces of visible heterogeneous aggregates appeared throughout this (longer) experiment. The use of a coordinating electron-poor olefin as dba confirmed the outcome previously observed generating a [Pd<sub>3</sub>]<sup>+</sup> complex *in situ* (vide supra), requiring 24 hours to achieve full conversion of **1** (entry 3). In this case, traces of Pd black were observed together with a slightly more pronounced formation of **3** and **4** (4% each). Addition of 3 mol% of the sodium salt of a sulfonated phosphine gave **2** with 96% selectivity within 4 hours (entry 4) and the reaction mixture remained once more a red homogeneous solution.

We performed ESI-MS analyses on samples collected at regular intervals to check the stability of **D** during the reaction. This method proved useful to detect a fading concentration of cation **I** throughout the reaction, in agreement with the formation of visible Pd black.<sup>5</sup> However, no Pd-containing ion has been detected in this case, likely owing to a difficult ionisation of zwitterion **D** (spectra in the ESI†). We thus resorted to UV-Vis absorption to monitor the diagnostic bands of **D** in the region between 300 and 550 nm (Fig. 3, inset), which is not affected by any reagent during the catalytic reaction. Fig. 3 shows the absorption spectra of the reaction samples. Both bands in the near UV (320–380 nm) and the saddle at 450 nm remain clearly visible throughout the reaction, indicating that the complex remains stable in solution until full conversion of **1**.

These results suggest that addition of a suitable ligand can be a tool to stabilise the active species and to minimise the



**Fig. 3** UV-Vis absorption spectra of samples collected from the catalytic reaction of Table 3, entry 1; 100 μL samples were taken *via* syringe and diluted with 4.9 mL of degassed THF prior to analyses; the inset presents the absorption spectra of pure **D** (blue) and **D** with added tritolyphosphine (green) in THF.

undesired isomerization of *cis*-olefins. We thus tried to exploit these hypotheses by reducing the catalyst loading (Table 4).

Keeping in mind the practical viability of the synthetic method, we decided to fix the concentration of complex **D** in the mixture, reducing progressively the amount of THF to hold for a higher amount of **1**. This is possible thanks to the increased solubility in apolar media of zwitterion **D** compared to salt **I**. Reducing the catalyst loading to 0.3 mol% proved beneficial for selectivity (90%, entry 2) and full conversion was attained upon four hours. Further reduction of **D** to 0.1 mol% provided 96% of **2** upon 7 hours (entry 3). The reaction with 0.05 mol% did not reach full conversion, and the consumption of **1** ended at 77% upon 6 hours (entry 4). In all these cases,

**Table 4** Reduction of catalyst loadings on semi-reduction of **1**

$  \begin{array}{c}  \text{X mol\% of cat. D} \\  \text{Y mol\% of L} \\  \text{(L = P(C}_7\text{H}_7\text{))}_3 \\  \xrightarrow{\text{5 equiv HCO}_2\text{H/NEt}_3} \\  \text{N}_2, \text{ (THF), 70 }^\circ\text{C}  \end{array}  $						
Entry	X (mol%)	Y (mol%)	<i>t</i> (h)	Conv. of <b>1</b> <sup>a</sup> (%)	Sel. to <b>2</b> <sup>a</sup> (%)	TOF <sup>b</sup> (h <sup>-1</sup> )
1	1	—	3	Quant.	77	18
2	0.3	—	4	Quant.	90	137
3	0.1	—	7	Quant.	96	329
4 <sup>c</sup>	0.05	—	6	77	98	582
5 <sup>c</sup>	0.05	0.15	5	Quant.	98	1026
6 <sup>c,d</sup>	0.03	0.09	6	Quant.	98	1242

Conditions: 5.0 mg of complex **D**, 0.0035 mmol; THF was progressively reduced among the series to keep a fixed concentration of **D** of 0.001 M. <sup>a</sup> By GC. <sup>b</sup> Determined from the linear slope of a time/ moles of **2** curve, typically between 0.5 and 2–4 hours. <sup>c</sup> Without THF. <sup>d</sup> Without *p*-xylene as the internal GC standard.



the formation of traces of Pd black was observed. For comparison, first generation complexes, such as **I**, were no longer active before the full conversion of alkynes at catalyst loadings lower than 1 mol%.

We then repeated our last attempt adding 0.15 mmol% of phosphine (entry 5). To our delight, the solution remained homogeneous and **1** was completely converted upon 5 hours, delivering almost exclusively **2** (98%). We further reduced the loading of **D** to 300 ppm, observing a comparable outcome (entry 6). Full conversion of 1.20 g of **1** was observed upon 6 hours, with 98% selectivity using commercial reagents without any previous purification. Pure **2** has been isolated adsorbing the crude on a 2 cm silica pad and eluting with 5 mL of pentane (1.15 g, 96% yield). This highlights the practical and environmental viability of the present method.<sup>14</sup>

We are unaware of Pd-based catalytic systems active at so-low loadings under transfer-hydrogenation conditions.<sup>6,11,13,14</sup>

## Conclusions

We reported preliminary studies on the mechanism of formation of triangular Pd complexes with delocalized metal-metal bonds. Through this approach, the panel of readily accessible structures has been further expanded, allowing one to access zwitterionic tripalladium complexes. These clusters formed in one-step from commercial reagents, are definitely stable at the solid state and proved remarkable precatalysts under transfer-hydrogenation conditions, highlighting the great potential of all-metal aromatics in catalysis.

## Acknowledgements

We thank MIUR, UPCM and CNRS for funding. Research on metal aromaticity is funded through SIR Project "AROMA-TriP" (Grant No.: RBSI14NKFL, GM).

## Notes and references

- J. M. Mercero, A. I. Boldyrev, G. Merino and J. M. Ugalde, *Chem. Soc. Rev.*, 2015, **44**, 6519; I. Fernández, G. Frenking and G. Merino, *Chem. Soc. Rev.*, 2015, **44**, 6452.
- R. Hoffmann, *Am. Sci.*, 2015, **103**, 18.
- Y. Wang, P.-A. Deyris, T. Caneque, F. Blanchard, Y. Li, F. Bigi, R. Maggi, S. Blanchard, G. Maestri and M. Malacria, *Chem. – Eur. J.*, 2015, **21**, 12271.
- S. Blanchard, L. Fensterbank, G. Gontard, E. Lacôte, G. Maestri and M. Malacria, *Angew. Chem., Int. Ed.*, 2014, **53**, 1897.
- P.-A. Deyris, T. Caneque, Y. Wang, P. Retailleau, F. Bigi, R. Maggi, G. Maestri and M. Malacria, *ChemCatChem*, 2015, **7**, 3266.
- D. Wang and D. Astruc, *Chem. Rev.*, 2015, **115**, 6621; C. Oger, L. Balas, T. Durand and J.-M. Galano, *Chem. Rev.*, 2013, **113**, 1313; S. Gladiali and E. Alberico, *Chem. Soc. Rev.*, 2006, **35**, 226.
- G. Maestri, M. Malacria and E. Derat, *Chem. Commun.*, 2013, **49**, 10424; T. Troadec, S.-Y. Tan, C. J. Wedge, J. P. Rourke, P. R. Unwin and A. B. Chaplin, *Angew. Chem., Int. Ed.*, 2016, **55**, 3754; G. Manolikades and P. Knochel, *Angew. Chem., Int. Ed.*, 2009, **48**, 205; Q. Liu, X. Dong, J. Li, J. Xiao, Y. Dong and H. Liu, *ACS Catal.*, 2015, **5**, 6111.
- A. Studer and D. Curran, *Nat. Chem.*, 2014, **6**, 765; J. Bertrand, I. Gallardo, M. Moreno and J. M. Saveant, *J. Am. Chem. Soc.*, 1992, **114**, 9576; X.-Q. Hu, X. Qi, J.-R. Chen, Q.-Q. Zhao, Q. Wei, Y. Lan and W.-J. Xiao, *Nat. Commun.*, 2016, **7**, 11188.
- R. Vilar, D. M. P. Mingos and C. J. Cardin, *J. Chem. Soc., Dalton Trans.*, 1996, 4313.
- L. Jin, D. S. Weinberger, M. Melaimi, C. E. Moore, A. L. Rheingold and G. Bertrand, *Angew. Chem., Int. Ed.*, 2014, **53**, 9059.
- P. Hauwert, R. Boerleider, S. Warsink, J. J. Weigand and C. J. Elsevier, *J. Am. Chem. Soc.*, 2010, **132**, 16900; R. Shen, T. Chen, Y. Zhao, R. Qiu, Y. Zhou, S. Yin, X. Wang, M. Goto and L.-B. Han, *J. Am. Chem. Soc.*, 2011, **133**, 17037; J. Broggi, V. Jurcik, O. Songis, A. Poater, L. Cavallo, A. M. Z. Slawin and C. S. J. Cazin, *J. Am. Chem. Soc.*, 2013, **135**, 4588.
- B. J. Coe and S. J. Glenwright, *Coord. Chem. Rev.*, 2000, **203**, 5; B. Pinter, V. Van Speybroeck, M. Waroquier, P. Geerlings and F. De Proft, *Phys. Chem. Chem. Phys.*, 2013, **15**, 17354.
- R. M. Drost, V. Rosar, S. Dalla Marta, M. Lutz, N. Demitri, B. Milani, B. de Bruin and C. J. Elsevier, *ChemCatChem*, 2015, **7**, 2095; N. T. S. Phan, M. Van Der Sluys and C. W. Jones, *Adv. Synth. Catal.*, 2006, **348**, 609.
- E. D. Slack, C. M. Gabriel and B. H. Lipshutz, *Angew. Chem., Int. Ed.*, 2014, **53**, 14051.

