



HAL
open science

Formation of simple nitrogen hydrides NH and NH₂ at cryogenic temperatures through $N + NH_3 \rightarrow NH + NH_2$ reaction: dark cloud chemistry of nitrogen

Sendres Nourry, Lahouari Krim

► **To cite this version:**

Sendres Nourry, Lahouari Krim. Formation of simple nitrogen hydrides NH and NH₂ at cryogenic temperatures through $N + NH_3 \rightarrow NH + NH_2$ reaction: dark cloud chemistry of nitrogen . Physical Chemistry Chemical Physics, 2016, 18 (27), pp.18493 - 18499. 10.1039/C6CP01621A . hal-01393436

HAL Id: hal-01393436

<https://hal.sorbonne-universite.fr/hal-01393436v1>

Submitted on 7 Nov 2016

HAL is a multi-disciplinary open access archive for the deposit and dissemination of scientific research documents, whether they are published or not. The documents may come from teaching and research institutions in France or abroad, or from public or private research centers.

L'archive ouverte pluridisciplinaire **HAL**, est destinée au dépôt et à la diffusion de documents scientifiques de niveau recherche, publiés ou non, émanant des établissements d'enseignement et de recherche français ou étrangers, des laboratoires publics ou privés.



Distributed under a Creative Commons Attribution - NonCommercial 4.0 International License



Cite this: *Phys. Chem. Chem. Phys.*,
2016, 18, 18493

Formation of simple nitrogen hydrides NH and NH₂ at cryogenic temperatures through N + NH₃ → NH + NH₂ reaction: dark cloud chemistry of nitrogen

Sendres Nourry^{ab} and Lahouari Krim^{*ab}

Although NH₃ molecules interacting with ground state nitrogen atoms N(⁴S) seem not to be a very reactive system without providing additional energy to initiate the chemical process, we show through this study that, in the solid phase, at very low temperature, NH₃ + N(⁴S) reaction leads to the formation of the amidogen radical NH₂. Such a dissociation reaction previously thought to occur exclusively through UV photon or energetic particle irradiation is in this work readily occurring just by stimulating the mobility of N(⁴S)-atoms in the 3–10 K temperature range in the solid sample. The N(⁴S)–N(⁴S) recombination may be the source of metastable molecular nitrogen N₂(A), a reactive species which might trigger the NH₃ dissociation or react with ground state nitrogen atoms N(⁴S) to form excited nitrogen atoms N(⁴P²D) through energy transfer processes. Based on our obtained results, it is possible to propose reaction pathways to explain the NH₂ radical formation which is the first step in the activation of stable species such as NH₃, a chemical induction process that, in addition to playing an important role in the origin of molecular complexity in interstellar space, is known to require external energy supplies to occur in the gas phase.

Received 9th March 2016,
Accepted 9th June 2016

DOI: 10.1039/c6cp01621a

www.rsc.org/pccp

1. Introduction

Ammonia is one of the most important simple molecules that may be the source of the N–H and N–N bonds that lead to the formation of pre-biotic molecules in interstellar space and in some planetary and satellite atmospheres. As a consequence of its high microwave absorbance, several studies consider ammonia molecules to be the primary source of opacity in many extraterrestrial atmospheres.¹ As a result, numerous space observations and laboratory simulations have been carried out to provide a clear description of the role of NH₃ molecules in the chemical activities in space. Hofstadter *et al.*¹ underlined the importance of latitudinal variations of ammonia in the atmosphere of Uranus, through an analysis of a radio map of the planet made with the very large array, while Loeffler *et al.* carried out laboratory simulation by heating water-ammonia ices² previously irradiated with protons to simulate Saturn's energetic ion environment. They illustrated that the eruption of high-pressure bubbles of hydrogen and nitrogen molecules might be due to the radiolytic decomposition of water-ammonia ices, one of the phenomena responsible for the variations of NH₃ abundances.

Regarding the variations of NH₃ abundances, studies of the ammonia abundances *vs.* temperatures and photo-dissociation processes in some nearby galaxies, undertaken very recently by Takano *et al.*, have already shown that galaxies with low temperatures tend to have low abundances of ammonia.³ However, those studies have only proved that the low abundances of ammonia cannot be explained only by the photo-dissociation effects and that other chemical processes might be involved in the evolution of their abundances. On the other hand, interstellar ammonia, considered to be originating from molecular cloud materials,⁴ might be one of the formation sources of N–H-bearing reactive species such as NH, NH₂, and N₂H₃. However since the detection of the first interstellar neutral N-bearing molecules,⁵ the ratios of the three simple nitrogen hydrides NH:NH₂:NH₃ were found to be strongly dependent on dark cloud conditions. In 1991 Millar *et al.* predicted⁶ a dark cloud value NH₃/NH₂ < 3 abundances, incompatible with the observations of van Dishoeck *et al.*⁷ or Hily-Blant *et al.*⁸ In fact, Hily-Blant *et al.* reported the ratio of NH:NH₂:NH₃ equal to 5:1:300 in the cold envelope of IRAS16293-2422, while, using the Caltech Submillimeter Observatory to probe the NH₂ radical in interstellar clouds, van Dishoeck *et al.* found a value of 0.5 for the NH₂/NH₃ ratio. Those disparities in NH₂ and NH₃ abundance measurements have caused many groups to state that the NH₂ radical may be formed through different reaction mechanisms depending on the dark cloud conditions.

^a Sorbonne Universités, UPMC Univ Paris 06, UMR 8233, Monaris, F 75005, Paris, France. E-mail: Lahouari.krim@upmc.fr

^b CNRS, UMR 8233, Monaris, F 75005, Paris, France



It is well established that the photo-dissociation of NH_3 leads mainly to the formation of NH and NH_2 radicals as primary photoproducts. Consequently, many laboratory investigations have focused their NH_2 formation research on ultraviolet processing of interstellar or satellite containing NH_3 ice analogs^{9,10} in order to mimic the photo-chemistry processes of icy objects exposed to UV radiation in different regions of space, such as interstellar clouds, Saturn's rings, comets and planetary atmospheres. In the same context, earlier studies carried out by Miligan *et al.* and Schnepf *et al.* have already characterized the formation of NH_2 radicals^{11,12} through studies of photolysis of solid ammonia formed at 14 K, where the NH_2 infrared fundamental vibration has been measured at 1499 cm^{-1} . In those studies related to ammonia decomposition, the NH_2 radical has been characterized only by the bending mode signal around 1500 cm^{-1} as the NH stretching is unfortunately partially obscured by the large IR-absorption bands of ammonia aggregates. Similarly, in 1984, Nishi *et al.* underlined¹³ the formation of a hydrogen bound $\text{NH}_2\text{-NH}_3$ complex on the surface of irradiated icy solids containing NH_3 . More recently, Loeffler *et al.* studied, using IR spectroscopy and mass spectrometry, the UV photolysis of solid ammonia and ammonia-dihydrated samples formed at 40 K.¹⁴ They showed that photolysis of NH_3 leads to the formation of NH_2 as a first primary photoproduct. In this context we have also investigated the UV photolysis of ammonia¹⁵ ice at 3 K, confirming the results obtained by Loeffler *et al.* and showing that the only detectable IR-signal due to the photo-dissociation of solid NH_3 , a wide absorption band due to the NH_2 radical, is located around 1500 cm^{-1} (Fig. 1).

This band has been attributed to the NH_2 radical interacting with ammonia aggregates by carrying out the same experiments using neon matrix isolation.¹⁵ Fig. 2 shows the formation of different complexes between NH_2 and NH_3 while the ammonia concentration increases in the neon matrix. The formation of $(\text{NH}_2)(\text{NH}_3)$, $(\text{NH}_2)(\text{NH}_3)_2$ and $(\text{NH}_2)(\text{NH}_3)_n$ was clearly established thanks to the comparison between the theoretical and experimental vibrational frequencies.

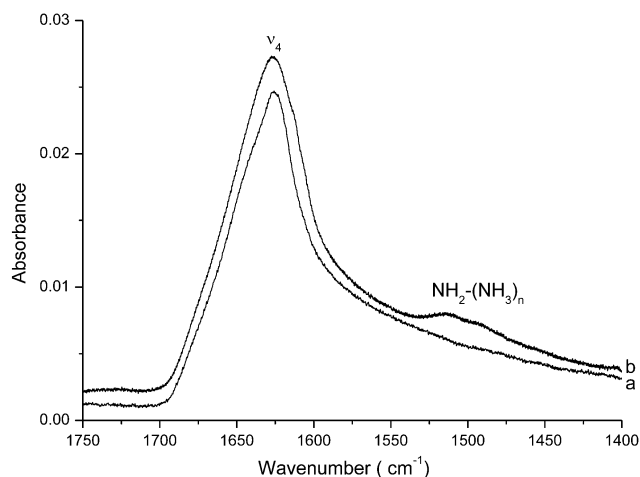


Fig. 1 UV-irradiation of ammonia ice formed at 3 K. (a) Before irradiation and (b) after 30 min irradiation using a UV-hydrogen lamp.

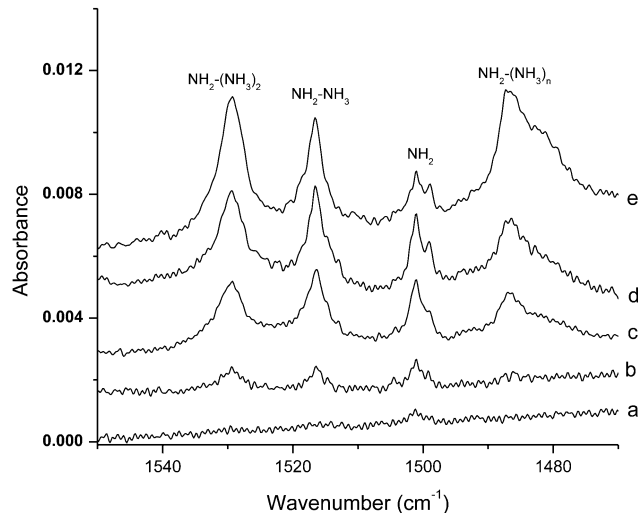


Fig. 2 Formation of NH_2 and $(\text{NH}_2)(\text{NH}_3)_n$ species during the photolysis of NH_3/Ne mixtures at 3 K. NH_3 concentration effects. (a) $\text{NH}_3:\text{Ne} = 0.002:100$, (b) $\text{NH}_3:\text{Ne} = 0.008:100$, (c) $\text{NH}_3:\text{Ne} = 0.004:100$, (d) $\text{NH}_3:\text{Ne} = 0.1:100$, and (e) $\text{NH}_3:\text{Ne} = 0.2:100$.

Although from the previous studies NH_3 photo-dissociation might be considered an important source of NH and NH_2 radicals, the aim of the present study is to characterize the formation of reactive nitrogen hydride radicals from non-energetic processes involving non-reactive but very abundant species in space, namely ground state nitrogen atoms $\text{N}(^4\text{S})$ and ammonia molecules NH_3 . We show through this experimental investigation that while the absence of additional energy sources associated with an extremely low temperature may present conditions less favorable for the $\text{N}(^4\text{S}) + \text{NH}_3$ reaction to occur, NH and NH_2 radicals may be easily formed in the solid phase just by stimulating a mobility of N-atoms around NH_3 molecules in the 3–10 K temperature range. These results show that complex nitrogen chemistry, involving nitrogen atoms and initiated by thermal processes, may take place in dense molecular clouds. Indeed, nitrogen is considered as one of the most abundant elements in various very cold regions of space.¹⁶ Knauth *et al.*¹⁷ detected N_2 molecules in interstellar space, with a column density of $4.6 \times 10^{13}\text{ cm}^{-2}$, several orders of magnitude lower than that of atomic nitrogen $2.0 \times 10^{17}\text{ cm}^{-2}$, demonstrating that nitrogen is mainly atomic. On the other hand, several interstellar gas-grain chemistry models predicted that N_2 should be formed on ice mantles through N–N addition reactions and that much of the missing nitrogen is present in icy grains. In such a context as for N + N recombination on ice mantles, $\text{NH}_3 + \text{N}$ reaction might be also very frequent. Paradoxically, to date, no theoretical investigations have even been carried out to describe the reaction between ground or excited state nitrogen atoms and NH_3 molecules. Based on previous theoretical models describing reactions with N atoms, many studies have already shown that all reactions involving excited N-atoms such as $\text{N}(^2\text{D})$ and $\text{N}(^4\text{P})$ are highly exothermic, with almost no activation energy, while reactions involving ground state nitrogen atoms $\text{N}(^4\text{S})$ are found to be endothermic and they need a high additional energy supply to



the proceed. Even with the lack of $N + NH_3$ theoretical models, we show, in the present article, that the hydrogen atom abstraction reaction from the NH_3 molecule is due to the mobility of nitrogen atoms in the solid phase. This is the first study of the $NH_3 + N(^4S)$ reaction which was carried out in the solid phase at very low temperature. We have explored such a reaction to characterize the three simple nitrogen hydrides $NH:NH_2:NH_3$ through the $N + NH_3 \rightarrow NH + NH_2$ reaction pathway. We show, in the course of this study, that the NH_2 radical is formed from ammonia under low temperatures, low pressures, and non-energetic conditions, circumstances different from those involving high energy photons or particles. As we are particularly interested in solid-phase reactivity, we conducted a detailed investigation of the $NH_3 + N(^4S)$ reaction by co-condensing NH_3 molecules and N atoms at 3 and 10 K. The obtained solid samples were further analyzed spectroscopically using a Fourier Transform Infrared (FT-IR) spectrometer.

II. Technical background

The experimental methods used for the present study have been previously described.^{18,19} Nevertheless, it is necessary to remind the reader of the basic scheme. The setup is maintained at 10^{-8} mbar, and samples were prepared by condensing gaseous mixtures on the surface of a substrate mirror maintained at 3 K. The co-deposition lasts for 30 min. To this end, a pulsed tube, closed cyclic helium cryogenerator is used (Cryomech PT405, USA). Prior to condensation onto the cold mirror, nitrogen atoms are obtained by passing pure nitrogen gas through a microwave-driven radical atomic source (SPECS PCR-ECS). Nitrogen atoms are generated with a flux of about 10^{15} atoms $cm^{-2} s^{-1}$, corresponding to a 4% N_2 -dissociation rate. The dissociation rate has been evaluated by monitoring the IR signals corresponding to solid N_2 formed at 3 K under the same experimental conditions with the microwave discharge on and off. The obtained samples are analyzed using a Bruker 120 HR Fourier Transform InfraRed (FT-IR) spectrometer in the transmission-reflection mode between 4500 and 500 cm^{-1} . The angle of the IR beam is 8° with respect to the normal of the deposition mirror. A resolution of 0.5 cm^{-1} is used and 300 scans are recorded for each spectrum. Pure NH_3 molecules are concomitantly injected, at 3 or 10 K, with the N/N_2 discharged mixture and for the sake of comparison all the IR spectra are registered at 3 K. The formed solid sample is kept in a chamber under vacuum (10^{-8} mbar) where the only pollutions detected as traces are CO, CO_2 and H_2O , during the sample deposition when the pressure increased to 10^{-5} mbar. Molecular N_2 and NH_3 were purchased from "Air Liquide" and Messer, respectively, with a purity of 99.9995%. The purity of samples was confirmed spectroscopically. Experiments at 3 and 10 K were carried out, however, the 3 K lowest temperature was preferable for the present study in order to control the mobility of nitrogen atoms trapped in the solid samples. In fact, at temperatures as low as 3 K, the resulting samples may be warmed up from 3 to 10 K to study the diffusion of nitrogen atoms and then the evolution of the reaction, thermally stimulated.

III. Results

Fig. 3a shows the spectrum of a sample obtained by co-injection of ammonia and N/N_2 reactants at 3 K, corresponding to $NH_3 + N + N_2$ reaction. As a reference, a spectrum of the sample containing only NH_3 and N_2 as reactants, at the same temperature, is shown in Fig. 3b. Comparison between these two spectra reveals that at 3 K, there are no new reaction products due to the $NH_3 + N$ reaction.

In fact by zooming in the NH_2 characteristic spectral region around 1500 cm^{-1} , Fig. 4 shows no signal due to NH_2 species which, as mentioned above, has been measured in the solid phase by Loeffler *et al.*¹⁴ at 1508 cm^{-1} . As $NH_3 + N + N_2$ and $NH_3 + N_2$ systems give the same IR response, we attest that no reaction may be possible between ammonia and nitrogen atoms at 3 K. These first results also prove that the N-atoms reaching the solid sample

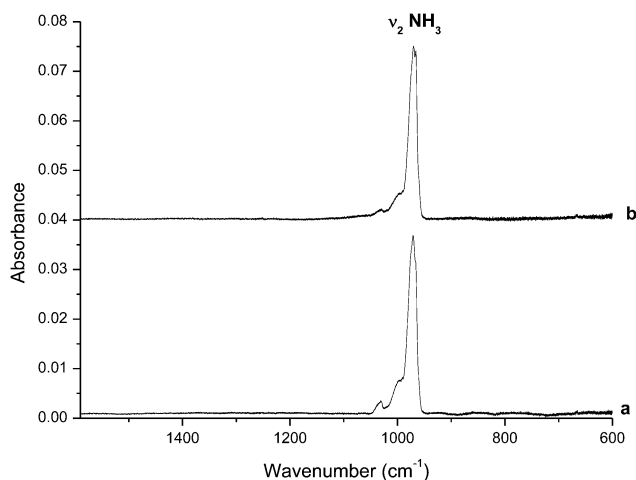


Fig. 3 NH_3 and NH_2 spectral regions. (a) $NH_3 + N + N_2$ reaction and co-injection of the NH_3 and N/N_2 mixture at 3 K. (b) $NH_3 + N_2$ reaction and co-injection of NH_3 and N_2 gas at 3 K.

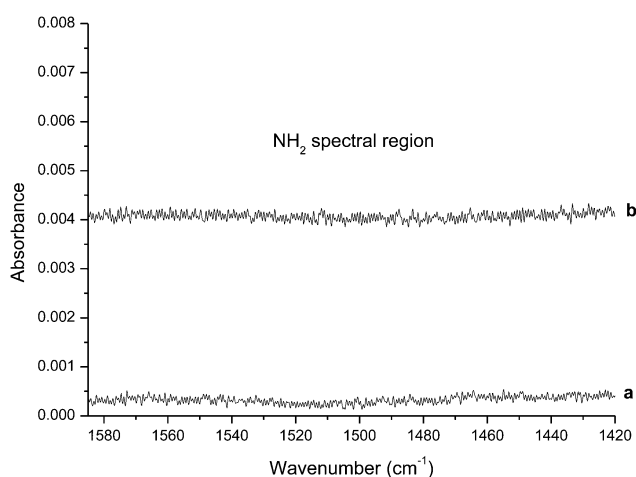


Fig. 4 NH_2 spectral region. (a) $NH_3 + N + N_2$ reaction and co-injection of the NH_3 and N/N_2 mixture at 3 K. (b) $NH_3 + N_2$ reaction and co-injection of NH_3 and N_2 gas at 3 K.



are mainly ground state nitrogen atoms $N(^4S)$, atomic species less reactive than excited nitrogen atoms $N(^2D)$ and $N(^4P)$. In order to monitor the $NH_3 + N$ reaction, the former solid sample obtained at 3 K has been kept in the dark, far away from any excitation source such as room light or IR radiation from our spectrometer, for a period ranging from 1 min to several hours. This was performed to ensure that all the reactants are in their ground states and that the $N + NH_3$ reaction is not triggered by any other external source of energy. After several hours in the dark, the recorded IR spectrum of the sample is similar to that obtained just after $N + NH_3$ co-deposition, showing that our sample was not altered in any way while kept in the dark at 3 K. In fact, at 3 K, the mobility of the reactants, particularly nitrogen atoms, is very limited and thus reduces the encounter probability and hence the interaction between the reactants. In order to induce some motion, the sample was gradually heated from 3 to 10 K and an infrared spectrum was subsequently acquired at 3 K.

Fig. 5a shows the results of the sample heating between 3 and 10 K. Detectable signals due to the NH_2 radical around 1500 cm^{-1} are observed, but only in samples containing nitrogen atoms and NH_3 molecules. Fig. 5b shows the results of the heating of our reference sample containing just NH_3 and N_2 as reactants and no new signals are identified.

Similar experiments have been carried out by varying the amount of injected NH_3 during the $NH_3 + N/N_2$ co-injection. Fig. 6, corresponding to the NH_3 spectral region, and Fig. 7, to that of the NH_2 radical, show the influence of ammonia concentration on $NH_3 + N$ reaction. The spectra presented in these two figures result from a reactant co-deposition at 3 K, followed by a sample heating at 10 K to thermally induce the $NH_3 + N$ reaction. In order to have an order of magnitude of the ammonia concentrations in each studied sample, we have calculated the column density n (molecules per cm^2) of ammonia, using the band area of the absorption ν_2 vibrational mode, associated with its appropriate²⁰

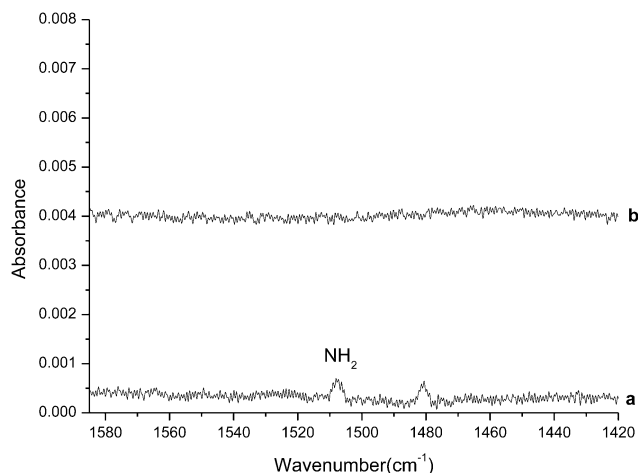


Fig. 5 NH_2 spectral region. (a) $NH_3 + N + N_2$ reaction, co-injection of the NH_3 and N/N_2 mixture at 3 K and heating of the sample at 10 K. (b) $NH_3 + N_2$ reaction and co-injection of NH_3 and N_2 gas at 3 K, and heating of the sample at 10 K. All the IR spectra are recorded at 3 K.

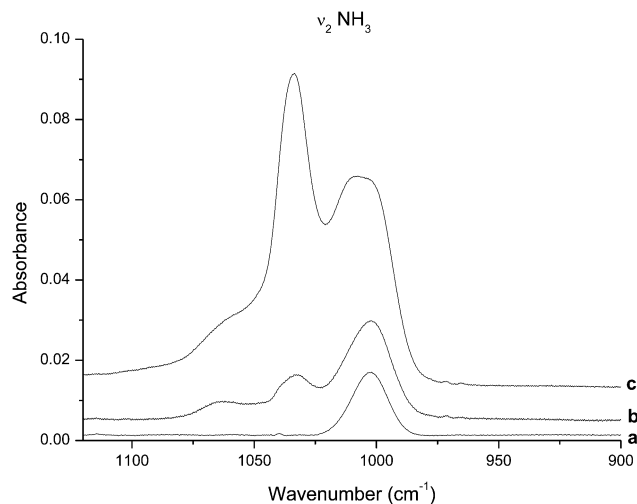


Fig. 6 NH_3 spectral region. $NH_3 + N + N_2$ reaction, co-injection of the NH_3 and N/N_2 mixture at 3 K and heating of the sample at 10 K. (a) $[NH_3] = 0.2 \times 10^{17}$ molecules per cm^2 , (b) $[NH_3] = 0.7 \times 10^{17}$ molecules per cm^2 , and (c) $[NH_3] = 2.5 \times 10^{17}$ molecules per cm^2 . All the IR spectra are registered at 3 K.

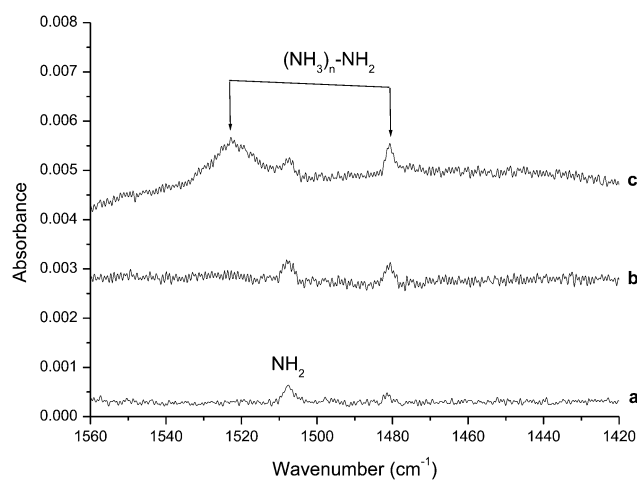


Fig. 7 NH_2 spectral region. $NH_3 + N + N_2$ reaction, co-injection of the NH_3 and N/N_2 mixture at 3 K and heating of the sample at 10 K. (a) $[NH_3] = 0.2 \times 10^{17}$ molecules per cm^2 , (b) $[NH_3] = 0.7 \times 10^{17}$ molecules per cm^2 , and (c) $[NH_3] = 2.5 \times 10^{17}$ molecules per cm^2 . All the IR spectra are registered at 3 K.

band strength ($A = 1.2 \times 10^{-17}$ cm per molecules). The column densities are defined as:²¹

$$n = \frac{\ln 10 \int I(\nu) d\nu \cos(8^\circ)}{A \cdot 2}$$

with the integral being the band area (cm^{-1}) of the absorption vibration mode of the considered chemical species. The correction factor $\cos(8^\circ)$ takes into account the angle of the IR beam with respect to the normal of the deposition mirror, and the division by two corrects the fact that our samples are analyzed twice in the transmission-reflection mode.

The association of Fig. 6 and 7 allows for the assignment of the detected signal at 1508 cm^{-1} to the NH_2 radical. The attribution of



this signal, observed even at very low NH_3 concentration (Fig. 6a and 7b), is in good agreement with Loeffler's measurements.¹⁴ The signals detected at 1480 and 1520 cm^{-1} , observed at relatively high NH_3 concentrations, might be due to the NH_2 radical interacting with NH_3 molecules (Fig. 6b, c and 7b, c). Our assignments are also consistent with our previous recent study characterizing complexes between NH_2 and NH_3 in a neon matrix through the UV photolysis of ammonia.¹⁵ We showed, by combining neon matrix isolation studies with theoretical calculations, that trapped in the neon matrix the NH_2 radical and $(\text{NH}_2)(\text{NH}_3)_n$ aggregates show characteristic signals at 1501.1 and 1487.1 cm^{-1} , respectively. Table 1 gathers the calculated and measured values of the spectral positions of NH_2 and complexes between NH_2 and NH_3 .

In our previous study, the formation and isolation in the neon matrix of NH_2 , $(\text{NH}_2)(\text{NH}_3)$, $(\text{NH}_2)(\text{NH}_3)_2$ and $(\text{NH}_2)(\text{NH}_3)_n$ species were clearly established by irradiating samples with different NH_3/Ne amounts. We show in the present study that the NH_2 radical is formed by stimulating thermally the mobility of $\text{N}(^4\text{S})$ -atoms around ammonia molecules. However from Fig. 6 and 7, we note that while in diluted samples ($[\text{NH}_3] = 0.2 \times 10^{17}$ molecules per cm^2) the NH_2 signal is observed as the main reaction product, an increase in the NH_3 concentration stimulates directly the formation of larger $(\text{NH}_2)(\text{NH}_3)_n$ aggregates. The direct formation of $(\text{NH}_2)(\text{NH}_3)_n$ under our experimental conditions may be due to the fact that the $\text{NH}_3 + \text{N}$ reaction takes place only by heating the sample from 3 to 10 K which may also favor the formation of ammonia aggregates in the nitrogen matrix.

One of the advantages of carrying out this experiment study at 3 K, in addition to proving that all chemical processes start from reactants in their ground states and that the reactions occur without providing any external energy to the $\text{NH}_3 + \text{H}$ system, is the possibility to deduce the amount of reacting ammonia by calculating the integrated band intensities of NH_3 at 3 and 10 K before and after the reaction take place, respectively. The ratio between the two calculated band intensities allows us to deduce the amount of reacting ammonia. Table 2 gathers the integrated band intensities at 3 and 10 K of the ν_2 band of ammonia in a reactive sample containing N , N_2 and NH_3 species and in a reference sample containing only N_2 and NH_3 molecules as reactants.

The calculations of the integrated band intensities of ammonia at 3 and 10 K in the reference sample show almost the same value around 0.8 cm^{-1} , which confirms the fact that there is no NH_3

Table 2 Integrated band intensities of ammonia at 3 and 10 K for $\text{NH}_3 + \text{N} + \text{N}_2$ and $\text{NH}_3 + \text{N}_2$ reactions S (cm^{-1}). The ratio between the integrated band intensities allows us to easily estimate the NH_3 amount consumed during the $\text{NH}_3 + \text{N}$ reaction

	$S_{3\text{K}}$ (cm^{-1})	$S_{10\text{K}}$ (cm^{-1})	$S_{10\text{K}}/S_{3\text{K}}$
$\text{NH}_3 + \text{N} + \text{N}_2$	0.85	0.76	0.89
$\text{NH}_3 + \text{N}_2$	0.79	0.81	1

consumption and thus no reaction between molecular nitrogen and ammonia. We note that in the reactive sample containing nitrogen atoms the integrated band intensities of NH_3 are 0.85 cm^{-1} and 0.76 cm^{-1} at 3 and 10 K, respectively. This shows that NH_3 concentration is decreasing at 10 K; thus a reaction is occurring between NH_3 and nitrogen atoms and the NH_2 radical formation is directly linked to the presence of N-atoms in our solid samples. The ratio between the integrated band intensities at 3 and 10 K easily allows the estimation of the NH_3 amount consumed during the $\text{N} + \text{NH}_3$ reaction, which is found to be 0.89, showing that almost 11% of NH_3 has reacted with nitrogen atoms to produce NH_2 .

IV. Discussion

We have characterized the $\text{NH}_3 + \text{N}$ reaction in the solid phase, at very low temperature, under non-energetic conditions and where the NH_3 and N reactants are in the ground state. We have shown, by carrying out our experiments at temperatures as low as 3 K, that the first step of the $\text{NH}_3 + \text{N}$ reaction may be blocked due to the reduced mobility of the trapped species in the solid phase. Leaving the formed solid sample in the dark for a while, to allow all trapped reactants to relax down to the ground state, is the only possible way to prove that the studied $\text{N} + \text{NH}_3$ reaction starts from reactants in their ground states and without providing any additional energy to the system. The appearance of the NH_2 radical as a reaction product by inducing the mobility of $\text{N}(^4\text{S})$ -atoms between 3 and 10 K translates to the fact that a hydrogen abstraction reaction from ammonia under non-energetic conditions may occur at very low temperature.

From a theoretical point of view, we did not find any calculation in the literature to characterize reactions involving ground or excited state nitrogen atoms with ammonia, while many theoretical investigations have been carried out to study similar reactions such as $\text{N} + \text{H}_2\text{O}$, $\text{N} + \text{CH}_4$ and $\text{N} + \text{CH}_3\text{OH}$.²² Based on those previous theoretical models describing reactions with N-atoms, all reactions involving excited nitrogen atoms $\text{N}(^2\text{D}/^4\text{P})$ are highly exothermic, with almost no activation energy, and reactions involving ground state nitrogen atoms $\text{N}(^4\text{S})$ are found to be endothermic with very important activation energies. We suppose that $\text{NH}_3 + \text{N}(^4\text{S})$ reaction is not an exception and that it may need a high additional energy supply to occur. However, in the present experimental study, we show that the $\text{N} + \text{NH}_3$ reaction may occur only by inducing a mobility of ground state nitrogen atoms at very low temperature, between 3 and 10 K. In fact, the heating of the sample from 3 to 10 K stimulates the mobility of ground state nitrogen atoms which may recombine

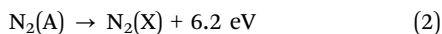
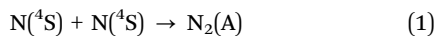
Table 1 Calculated and measured spectral positions (cm^{-1}) of NH_2 and complexes between NH_2 and NH_3

	The present study	Neon matrix observation ^a	Calculated ^a
NH_2	1508	1501.1	1505.6
$(\text{NH}_2)(\text{NH}_3)$	—	1516.5	1518.9
$(\text{NH}_2)(\text{NH}_3)_2$	—	1529.6	1530.6
Larger $(\text{NH}_2)(\text{NH}_3)_n$ aggregates	1482	1487.1	—

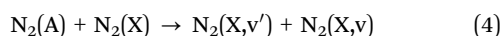
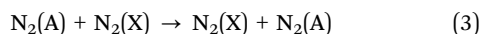
^a Ref. 15.



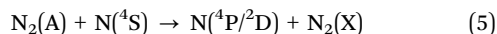
through reaction 1 to the form metastable molecular nitrogen $N_2(A)$.²³ This metastable nitrogen species, which is highly reactive,²⁴ can be a source of high energy, 6.2 eV.



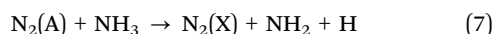
By forming metastable molecular nitrogen $N_2(A)$, through $N(^4S)$ - $N(^4S)$ recombination, a series of reaction processes start occurring. In the gaseous phase and without any interaction with the environment, $N_2(A)$ may relax down to the ground state (reaction (2)). However, in the solid phase, $N_2(A)$ excited molecular nitrogen interacts with all the species present in its environment. Regarding, for example, the composition of one of our standard solid samples [$NH_3 + N/N_2$] formed at 3 K, we note that it is made up on average of a very high amount of ground state molecular nitrogen $N_2(100\%)$ and a few ground state nitrogen atoms N (8%) and NH_3 molecules (0.2%). In such a sample, the formed metastable molecular nitrogen $N_2(A)$ may essentially react with ground state molecular nitrogen in the solid sample through two reaction pathways:



Metastable $N_2(A)$ may also react with ground state nitrogen atoms to form excited nitrogen atoms.^{25,26} Indeed, many studies characterizing discharge flows in nitrogen gas have shown that there is a favorable energy transfer process between metastable molecular nitrogen $N_2(A)$ and ground state nitrogen atoms (reaction (5)), leading to the formation of highly excited²⁵ nitrogen atoms $N(^4P)$ and also to the first excited²⁶ atomic $N(^2D)$.



Finally all these nitrogen excited species derived from the mobility of ground state nitrogen atoms, namely $N_2(A)$, $N(^4P)$ and $N(^2D)$, may react under non-energetic conditions with NH_3 to create reactive radical species (reactions (6) and (7)) such as NH and NH_2 .



As mentioned previously, all these reaction pathways leading to the formation of NH and NH_2 radicals have still not been theoretically investigated and in particular they need computational explorations. These experimental results show that the NH_3 dissociation does not take place exclusively through energetic irradiations; it may also involve other reaction pathways such as $NH_3 + N$. This conclusion may be consistent with that of Takano studies³ concerning the variations of NH_3 abundances in some nearby galaxies. They showed that the ammonia low abundances might not only be due to photo-dissociation effects and that other chemical processes might be involved. In fact, various icy bodies in space are the site of radical-molecule reactions in the solid phase at very low temperature under non-energetic conditions, circumstances comparable to those shown in the present study. In this context, as for the reactions involving high particle energies,

the chemistry involving N-atoms may also be a source of the increasing chemical complexity in various cold regions of the Universe, since many investigations have already shown that large amounts of atomic nitrogen^{16,17} may exist in the core of some dark clouds and in such a situation $N(^4S)$ - $N(^4S)$ recombination processes leading to the formation of highly excited nitrogen species to initiate the destruction of NH_3 molecules might be very frequent. Such reaction pathways are of paramount importance for the formation of very reactive species such as NH and NH_2 radicals, which has an effect on the life cycles and abundances of ammonia. However, in the context of the present study we have investigated the $N(^4S) + NH_3$ reaction in a specific environment which is a solid nitrogen and in a limited temperature range in order to control the reactant mobility to favor the formation of the NH_2 radical. As we are interested in solid-phase reactions relevant both to the interstellar medium and planetary atmospheres, we plan to investigate in the future the influences of water molecules and the temperature on the $N(^4S) + NH_3$ reaction. Many interstellar icy grains are water-rich ices characterized by different temperatures and this may lead to different reaction pathways. Interaction between N-atoms and NH_3 - H_2O mixtures may be a source of other products in addition to the NH_2 radical and $NH_3 + N/N_2$ co-depositions in the 70–200 K temperature range allow us to study reactions without interaction with solid N_2 .

V. Conclusions

We show through this experimental study that, in the solid phase and at cryogenic temperatures, the $NH_3 + N(^4S)$ reaction might be one of the sources of the amidogen radical NH_2 in some cold regions of the interstellar space, in addition to those usually discussed which involve high energy photons and particles. Based on our obtained results, we propose reaction pathways to explain the NH and NH_2 radical formation which may be the first step in the activation of stable species such as NH_3 , a significant process in the molecular complexity of the Universe. For the present study, the reactants have been frozen at a very low temperature and therefore their interactions have been controlled by stimulating the mobility of nitrogen atoms through a gradual heating of the solid sample in order to show that a hydrogen abstraction reaction from NH_3 may occur without supplying any external energy to the $NH_3 + N$ system.

References

- 1 M. D. Hofstadter and D. O. Muhleman, *Icarus*, 1989, **81**, 396.
- 2 M. J. Loeffler, U. Raut and R. A. Baragiol, *Astrophys. J., Lett.*, 2006, **649**, 133.
- 3 S. Takano, T. Takano, N. Nakai, K. Kawaguchi and P. Schilke, *Astron. Astrophys.*, 2013, **552**, 34.
- 4 J. Keene, G. A. Blake and T. G. Phillips, *Astrophys. J., Lett.*, 1983, **271**, 27.
- 5 A. C. Cheung, D. M. Rank, C. H. Townes, D. D. Thornton and W. J. Welch, *Phys. Rev. Lett.*, 1968, **21**(25), 1701.



- 6 T. J. Millar, A. Bennett, J. M. C. Rawlings, P. D. Brown and S. B. Charnley, *Astron. Astrophys., Suppl. Ser.*, 1991, **87**, 585.
- 7 E. F. van Dishoeck, D. J. Jansen, P. Schilke and T. G. Phillips, *Astrophys. J., Lett.*, 1993, **416**, L83.
- 8 P. Hily-Blant, S. Maret, A. Bacmann, S. Bottinelli, B. Parise, E. Caux, A. Faure, E. A. Bergin, G. A. Blake, A. Castets, C. Ceccarelli, J. Cernicharo, A. Coutens, N. Crimier, K. Demyk, C. Dominik, M. Gerin, P. Hennebelle, T. Henning, C. Kahane, A. Klotz, G. Melnick, L. Pagani, P. Schilke, C. Vastel, V. Wakelam, A. Walters, A. Baudry, T. Bell, M. Benedettini, A. Boogert, S. Cabrit, P. Caselli, C. Codella, C. Comito, P. Encrenaz, E. Falgarone, A. Fuente, P. F. Goldsmith, F. Helmich, E. Herbst, T. Jacq, M. Kama, W. Langer, B. Lefloch, D. Lis, S. Lord, A. Lorenzani, D. Neufeld, B. Nisini, S. Pacheco, T. Phillips, M. Salez, P. Saraceno, K. Schuster, X. Tielens, F. van der Tak, M. H. D. van der Wiel, S. Viti, F. Wyrowski and H. Yorke, *Astron. Astrophys.*, 2010, **521**, 52.
- 9 P. A. Gerakines, W. A. Schutte and P. Ehrenfreund, *Astron. Astrophys.*, 1996, **312**, 289.
- 10 W. Zheng, D. Jewitt, Y. Osamura and R. I. Kaiser, *Astrophys. J., Lett.*, 2008, **674**, 1242.
- 11 D. E. Miligan and M. E. Jacox, *J. Chem. Phys.*, 1965, **43**, 4487.
- 12 O. Schnepp and K. Dressler, *J. Chem. Phys.*, 1960, **32**, 1682.
- 13 N. Nishi, H. Shinohara and T. Okuyama, *J. Chem. Phys.*, 1984, **80**, 3898.
- 14 M. J. Loeffler and R. A. Baragiola, *J. Chem. Phys.*, 2010, **133**, 214506.
- 15 E. L. Zins and L. Krim, *RSC Adv.*, 2013, **3**, 10285.
- 16 A. Waszczak, 2013. Hydrogen and nitrogen cosmochemistry: a review. Ge 232 term paper.
- 17 D. C. Knauth, B.-G. Andersson, S. R. McCandliss and H. W. Moos, *Nature*, 2004, 429–636.
- 18 E. L. Zins, P. R. Joshi and L. Krim, *Mon. Not. R. Astron. Soc.*, 2011, **415**, 3107.
- 19 C. Pirim, L. Krim, C. Laffon, P. Parent, F. Pauzat, J. Pilmé and Y. Ellinger, *J. Phys. Chem. A*, 2010, **114**, 3320.
- 20 C. R. Richey and P. A. Gerakines, *Astrophys. J.*, 2012, **759**, 74.
- 21 C. J. Bennett, C. Jamieson, A. M. Mebel and R. I. Kaiser, *Phys. Chem. Chem. Phys.*, 2004, **6**, 735.
- 22 C.-M. Ouk, N. Zvereva-Loete, Y. Scribano and B. Bussery-Honvault, *J. Comput. Chem.*, 2012, **33**, 2211.
- 23 A. M. Pravilov, L. G. Smirnova and A. F. Vilesov, *Chem. Phys. Lett.*, 1984, **109**, 4.
- 24 V. Guerra, P. A. Sa and J. Loureiro, *J. Phys. D: Appl. Phys.*, 2001, **34**, 1745.
- 25 D. Kuszner and N. Schwentner, *J. Chem. Phys.*, 1993, **98**, 9.
- 26 H. Kajihara, F. Okada and S. Koda, *Chem. Phys.*, 1994, **186**, 395.

