Supporting Information

Appendix A. Completeness analyses based on three richness estimators: Chao2, ICE and Jack1.

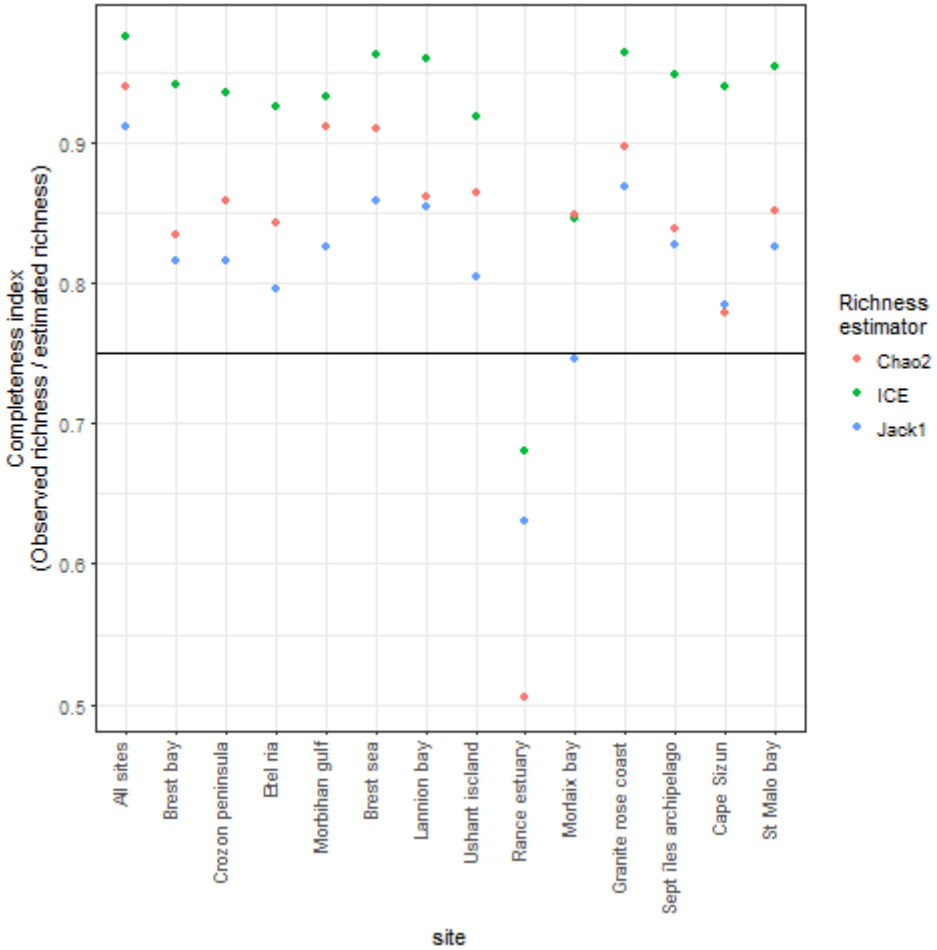

Figure A.1 Completeness values for each site and each richness estimator. The horizontal line represents the quality threshold of 0.75 (see Methods in main text).

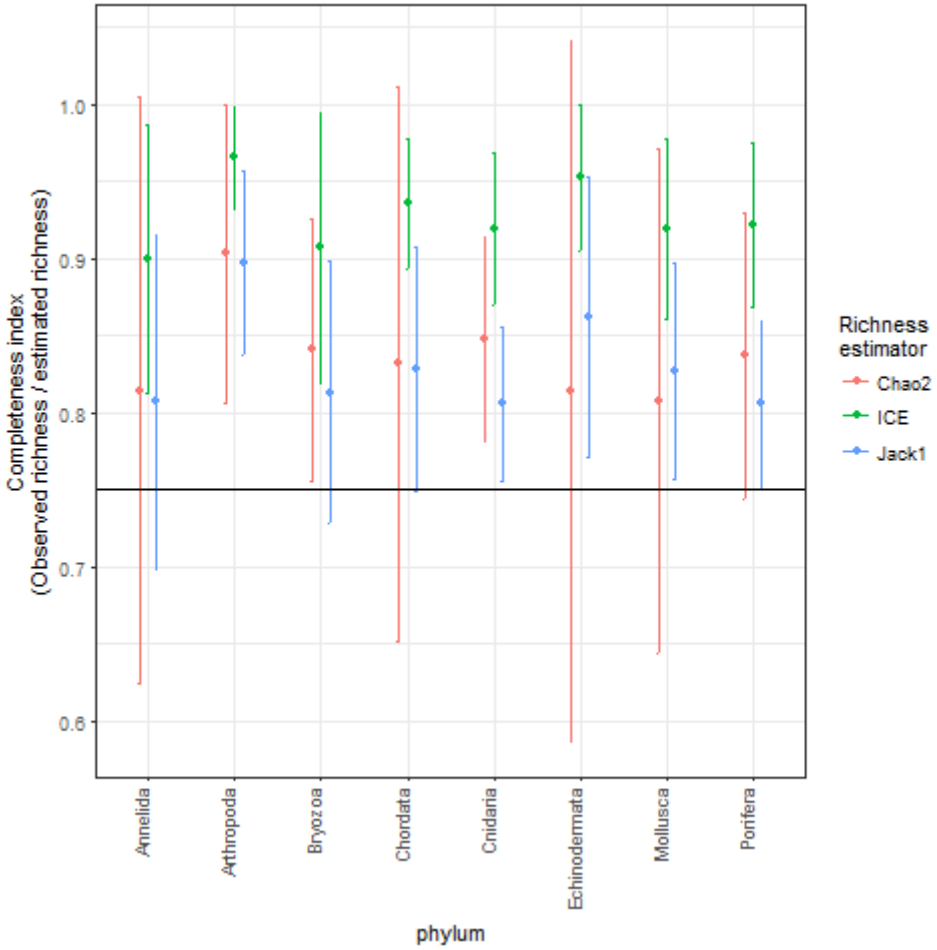

Figure A.2 Average completeness values for each phylum and each richness estimator. Error bars represent one standard deviation from the mean. The horizontal line represents the quality threshold of 0.75 (see Methods in main text).

Appendix B. Sensitivity analysis of the cut-off choice.

We analysed the sensitivity of our analyses to the choice of the rarity cut-off point, by incrementing from a cut-off corresponding to 5% of species (strict definition of rarity) to a cut-off corresponding to 50% of species (relaxed definition of rarity) (Table B.1).

Table B.1. Rarity cut-off points for each phylum and corresponding quantiles of species occurrence distributions. Values in bold correspond to the cut-off points chosen in this study.

% of species	Annelida	Arthropoda	Bryozoa	Chordata	Cnidaria	Echinodermata	Mollusca	Porifera
5%	0.18	0.08	0.11	0.13	0.10	0.12	0.08	0.08
10%	0.20	0.09	0.26	0.40	0.23	0.20	0.08	0.17
15%	0.30	0.25	0.42	0.44	0.29	0.47	0.09	0.25
20%	0.44	0.44	0.60	0.58	0.41	0.53	0.16	0.31
25%	**0.50**	**0.58**	**0.80**	**0.68**	**0.56**	**0.66**	**0.24**	**0.33**
30%	0.60	0.62	0.95	1.03	0.70	0.73	0.29	0.38
35%	0.72	0.67	1.28	1.11	0.91	1.05	0.37	0.50
40%	0.85	0.73	1.56	1.73	1.12	1.68	0.46	0.60
45%	0.97	1.25	1.90	2.02	1.33	1.91	0.58	0.95
50%	1.00	1.75	2.51	2.38	1.66	2.11	0.71	1.25

The relative positions of phyla remained similar for all cut-off definitions, except for very low cutoffs (5-10%). Mollusca always had the lowest cut-offs; Annelida, Arthropoda, Cnidaria and Porifera always had intermediate cut-offs with slight variations in their relative positions; Bryozoa, Chordata and Echinodermata always had the highest cut-offs. This pattern was a first indication that our results on the cut-off choice are robust.

We then analysed the correlations between multi-phyla rarity indices (results of figures 4 and 5 in main text) for all the tested cut-offs (Figure B.1). We found very high correlations in rarity indices among cut-offs, again with the exception of very low cut-offs (corresponding to 5 and 10% of species). The cut-off definition chosen in the paper (25% of species) was always correlated above 0.76 to any other cut-off above 10%, indicating that the choice of a different cut-off within this range would not have had a major impact on the results presented in the main text.



Figure B.1. Correlations between multi-phyla indices of rarity for cut-offs definitions corresponding to 5% of species (strict definition of rarity) to 50% of species (relaxed definition of rarity). The lower half shows the scatter plots of I_{RR} values of all inventories among cut-offs. The upper half shows values of Pearson's product moment correlation coefficients (significance: ***, p <0.001; **, p < 0.01; *, p <0.05). The diagonal shows the cut-off definitions and the number of inventories.

Appendix C. Comparison of a multi-phyla index of rarity based on a phylum-specific choice of rarity cut-offs versus a global choice of rarity cut-off.

There are two main possibilities to choose how the rarity cut-off point is defined when building a multi-phylum index of rarity:

- The first possibility consists in defining the rarity cut-off point specifically for each phylum. These rarity cut-off points are therefore defined as the first quartile of the frequency distribution of species occurrences for each phylum.Such a calculation will result in the calculation of an **Index of Relative Rarity with phylum-specific rarity cut-off points (I_{RPS})**.
- The second possibility consists in defining a single rarity cut-off point for all the species. This rarity cut-off point is calculated as the first of the frequency distribution of all the species occurrences (all phyla pooled together). Such a calculation will result in the calculation of an **Index of Relative Rarity with a global rarity cut-off point (I_{RG})**.

We compared the differences between the $I_{RPS}$and the I_{RG} to decide whether the choice of the rarity cut-off should be phylum-specific or not when calculating a multi-phylum index of rarity. Our initial assumption is that a phylum-specific choice is better suited to the species we are studying because they come from different phyla with different life histories. Indeed, the choice of a rarity cut-off point should be restricted to species that are taxonomically or ecologically similar (Gaston 1994, Flather and Sieg 2007). Hence, a general threshold of rarity applied to a group of species with dissimilar life histories appears inappropriate (Flather and Sieg 2007). Specifically, we expect that the choice of a general rarity cut-off may omit assemblages that include phyla with rarity cut-offs above the global cut-off. Hence, for such phyla, we expect a negative effect of the choice of a global cut-off over a phylum-specific cut-off.

To test this assumption, we first calculated both indices on all the assemblages of our database. We then analysed the differences between these two indices by splitting the assemblages in two groups: assemblages with a higher value with the I_{RPS} versus assemblages with a higher value

with the I_{RG}. Hence, we separated assemblages that were best rated by the $I_{RPS}$from assemblages that were best rated bythe I_{RG}. According to our initial assumption, assemblages best rated by the I_{RPS}may contain rare species of the phyla that have a rarity cut-off above the global cut-off, because assemblages containing these phyla are likely to be omitted from the I_{RG}. To verify this, we analysed the indices of rarity of the two groups of assemblages, phylum per phylum. In other words, we analysed the values of phylum-specific I_{RR} calculated for each assemblage (*i.e.*, I_{RR} calculated in the main text, Figure 3). We tested, for each taxon, whether there was a significant difference in the phylum-specific I_{RR}between the two groups of assemblages (Welch two sample t-test).

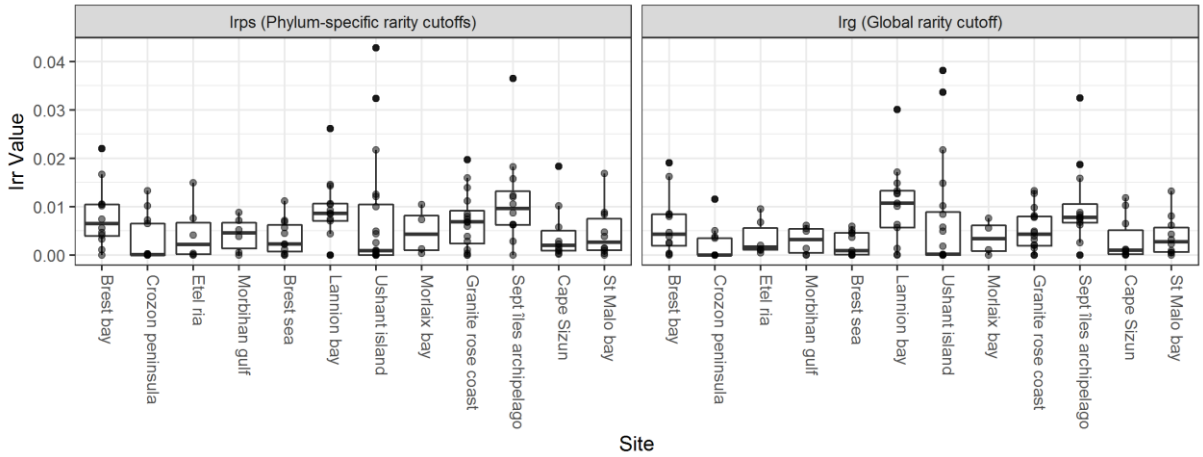

Figure C.1. Multi-phyla Indices of Relative Rarity (I_{RR}) based on phylum-specific rarity cut-off points and multi-phyla I_{RR} based on a global rarity cut-off point for the 133 inventories of our database.

Both multi-phyla indices provided similar outcomes with values ranging from 0 to 0.041for the I_{RPS} and values ranging from 0 to 0.038for the I_{RG} (Figure S2.1). Although the general outcomes were similar, there were differences among sites: we observed 28 sites with a higher value with the I_{RG} (group 1), versus 84 sites with a higher value with the I_{RPS} (group 2). Only 21 sites kept the same values between the two multi-phyla indices.

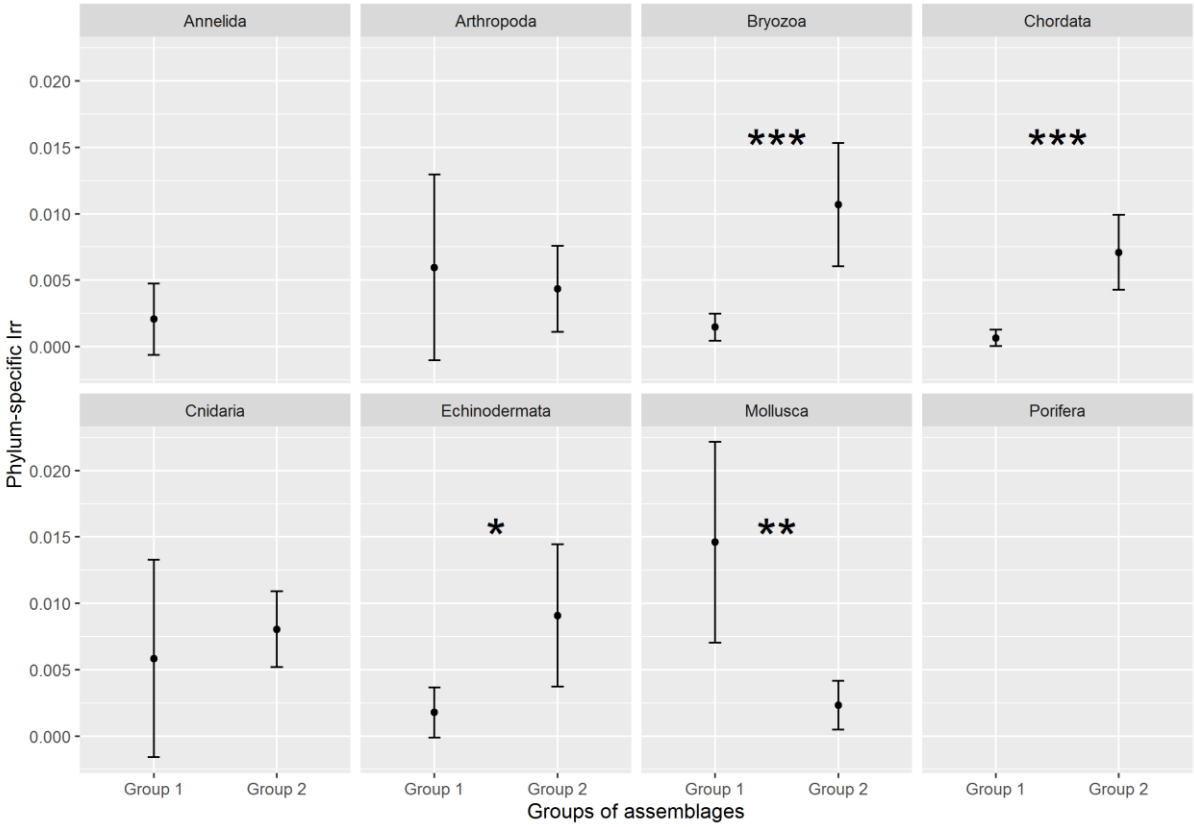

Figure C.2. Comparison of the phylum-specific Indices of Relative Rarity (I_{RR}) of inventories of groups 1 and 2. Group 1: inventories that have a higher multi-phyla I_{RR} with a global rarity cut-off (n = 30). Group 2: inventories that have a higher multi-phyla I_{RR} with a phylum-specific rarity cut-off (n = 86). Significance: ***, $p < 0.001$; **, $p < 0.01$; *, $p < 0.05$.

We observed significant differences between the phylum-specific I_{RR} of the two groups: Bryozoa ($t = -3.87$, $df = 90.155$, $p < 0.001$), Chordata ($t = -4.46$, $df = 90.06$, $p < 0.001$) and Echinodermata ($t = -2.57$, $df = 99.41$, $p = 0.012$) had higher phylum-specific I_{RR} for group 2 than for group 1. This result is in accordance with our expectations since these three phyla had rarity cut-offs above the global cut-off. Hence, a large number of sites containing rare species of these three phyla were devalued in the multi-phyla I_{RR} with a global rarity cut-off. Conversely, only Mollusca had significantly lower phylum-specific I_{RR} for group 2 than for group 1 ($t = 3.23$, $df = 30.46$, $p = 0.003$). This is not surprising since Mollusca had the lowest cut-off: as a result, sites containing high proportions of rare species of Mollusca were overvalued with the multi-phyla I_{RR} based on a global rarity cut-off.

As a consequence, according to our expectations, the choice of a general rarity cut-off point over phylum-specific rarity cut-off points effectively had a negative impact on several phyla (*i.e.*, phyla with a rarity cut-off higher than the general cut-off). Furthermore, our results indicated that the choice of a general cut-off may also overvalue certain phyla (*i.e.*, phyla with a rarity cut-off lower than the general cut-off). In order to avoid omitting certain phyla, we recommend choosing phylum-specific rarity cut-off points when constructing a multi-phyla index of rarity.

Cited references

Flather, C. H. and Sieg, C. H. 2007. Species rarity: definition, causes and classification. - In: Raphael, M. G. and Molina, R. (eds), Conservation of Rare or Little-known Species. Island Press, pp. 40–66.

Gaston, K. J. 1994. Rarity. - Chapman & Hall.

Appendix D. Relative proportions of species of each phylum in each of the sampled sites.

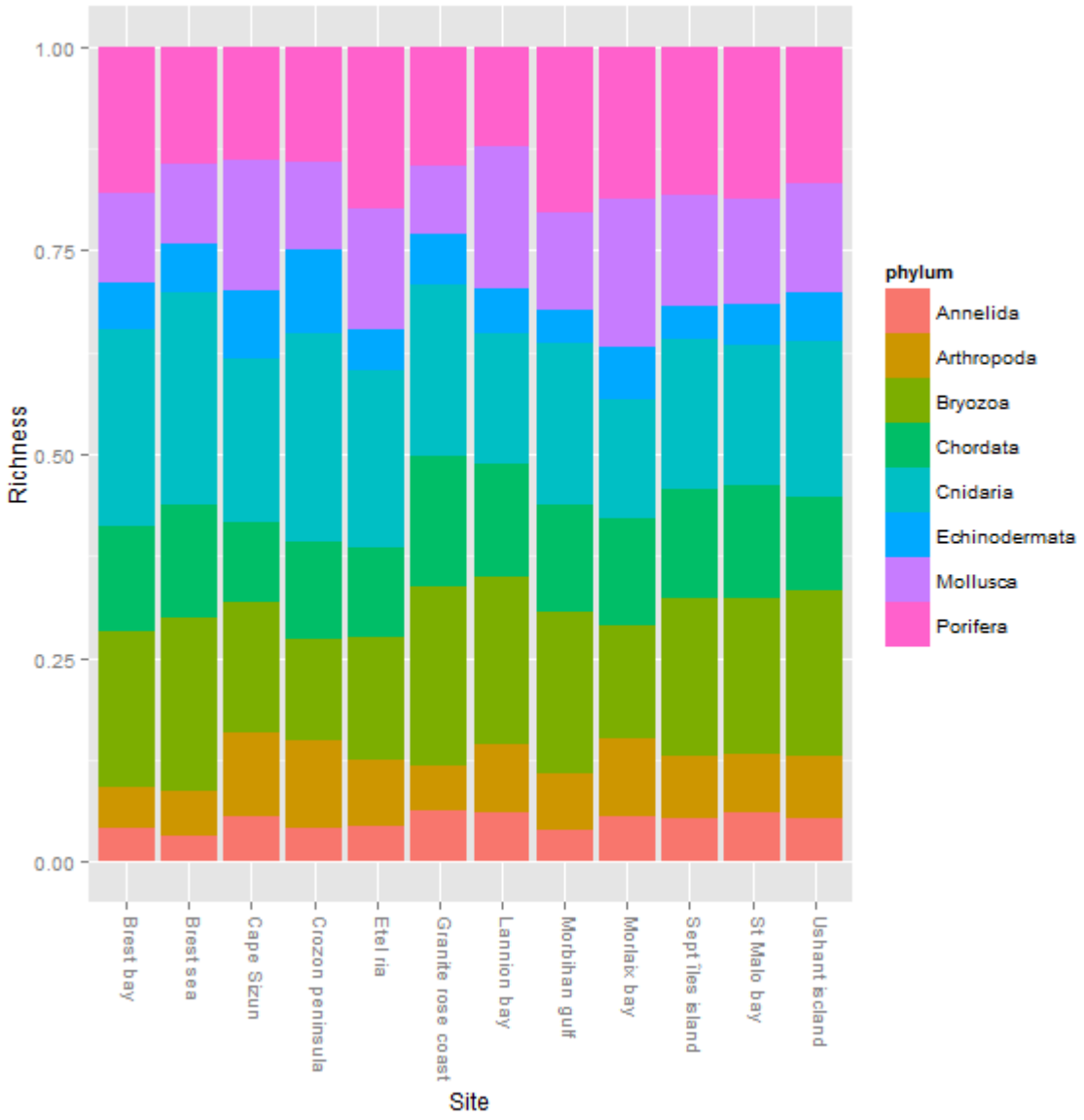

Appendix E List of the sampled species with their associated corrected occurrence values, rarity status and rarity weights.

The rescaled occurrence was calculated to account for the spatial differences in sampling intensities (see methods in main text). Species are considered rare (Rarity = 1) if their rescaled occurrence falls below the rarity cut-off point, defined specifically for each Phylum (see the top of **Appendix F**for values). The calculated rarity weight accounts for the rarity cut-off points (see methods in main text).

Species name		Phylum	Class	Family	Q	R	W
Thelepus cincinnatus	(Fabricius, 1780)	Annelida	Polychaeta	Terebellidae	0.05	1	1.00
Hydroides elegans	(Haswell, 1883)	Annelida	Polychaeta	Serpulidae	0.17	1	0.55
Chone infundibuliformis	Krøyer, 1856	Annelida	Polychaeta	Sabellidae	0.20	1	0.46
Spirorbis (Spirorbis) tridentatus	Levinsen, 1883	Annelida	Polychaeta	Serpulidae	0.20	1	0.45
Gattyana cirrhosa	(Pallas, 1766)	Annelida	Polychaeta	Polynoidae	0.25	1	0.34
Hydroides norvegica	Gunnerus, 1768	Annelida	Polychaeta	Serpulidae	0.35	1	0.17
Spirorbis corrugatus	(Montagu, 1803)	Annelida	Polychaeta	Serpulidae	0.44	1	0.09
Eupolymnia nebulosa	(Montagu, 1819)	Annelida	Polychaeta	Terebellidae	0.50	1	0.05
Lepidonotus squamatus	(Linnaeus, 1758)	Annelida	Polychaeta	Polynoidae	0.50	1	0.05
Spirorbis (Spirorbis) spirorbis	(Linnaeus, 1758)	Annelida	Polychaeta	Serpulidae	0.60	0	0.02
Spirorbis serratus	Bush, 1910	Annelida	Polychaeta	Serpulidae	0.64	0	0.01
Filograna implexa	Berkeley, 1835	Annelida	Polychaeta	Serpulidae	0.80	0	0.00
Protula tubularia	(Montagu, 1803)	Annelida	Polychaeta	Serpulidae	0.85	0	0.00
Apomatus similis	Marion & Bobretzky, 1875	Annelida	Polychaeta	Serpulidae	2.71	0	0.00
Bispira volutacornis	(Montagu, 1804)	Annelida	Polychaeta	Sabellidae	7.60	0	0.00
Branchiomma bombyx	(Dalyell, 1853)	Annelida	Polychaeta	Sabellidae	2.55	0	0.00
Chaetopterus variopedatus	(Renier, 1804)	Annelida	Polychaeta	Chaetopteridae	2.65	0	0.00
Circeis spirillum	(Linnaeus, 1758)	Annelida	Polychaeta	Serpulidae	1.35	0	0.00
Janua (Dexiospira) pagenstecheri	(Quatrefages, 1866)	Annelida	Polychaeta	Serpulidae	0.96	0	0.00
Lanice conchilega	(Pallas, 1766)	Annelida	Polychaeta	Terebellidae	2.05	0	0.00
Megalomma vesiculosum	(Montagu, 1813)	Annelida	Polychaeta	Sabellidae	1.02	0	0.00
Pileolaria militaris	Claparède, 1870	Annelida	Polychaeta	Serpulidae	2.37	0	0.00
Pseudopotamilla reniformis	(Bruguière, 1789)	Annelida	Polychaeta	Sabellidae	2.80	0	0.00
Sabella spallanzanii	(Gmelin, 1791)	Annelida	Polychaeta	Sabellidae	8.16	0	0.00
Sabellaria spinulosa	(Leuckart, 1849)	Annelida	Polychaeta	Sabellariidae	2.05	0	0.00
Salmacina dysteri	(Huxley, 1855)	Annelida	Polychaeta	Serpulidae	5.84	0	0.00
Serpula vermicularis	Linnaeus, 1767	Annelida	Polychaeta	Serpulidae	0.97	0	0.00
Spirobranchus lamarcki	(Quatrefages, 1866)	Annelida	Polychaeta	Serpulidae	1.34	0	0.00
Spirobranchus triqueter	(Linnaeus, 1758)	Annelida	Polychaeta	Serpulidae	5.47	0	0.00
Spirorbis (Spirorbis) corallinae	de Silva, Knight-Jones, 1962	Annelida	Polychaeta	Serpulidae	1.19	0	0.00
Spirorbis cuneatus	Gee, 1964	Annelida	Polychaeta	Serpulidae	1.00	0	0.00
Macropodia linaresi	Forest & Zariquiey-Álvarez, 1964	Arthropoda	Malacostraca	Inachidae	0.08	1	1.00
Pagurus cuanensis	Bell, 1846	Arthropoda	Malacostraca	Paguridae	0.08	1	1.00
Cestopagurus timidus	(Roux, 1830)	Arthropoda	Malacostraca	Paguridae	0.08	1	0.97
Macropodia parva	Van Noort & Adema, 1985	Arthropoda	Malacostraca	Inachidae	0.08	1	0.97
Balanus spongicola	Brown, 1844	Arthropoda	Maxillopoda	Balanidae	0.10	1	0.91
Galathea nexa	Embleton, 1834	Arthropoda	Malacostraca	Galatheidae	0.17	1	0.68

Pisa nodipes	Leach, 1815	Arthropoda	Malacostraca	Epialtidae	0.38	1	0.20
Eurynome aspera	(Pennant, 1777)	Arthropoda	Malacostraca	Majidae	0.43	1	0.16
Achaeus cranchii	Leach, 1817	Arthropoda	Malacostraca	Inachidae	0.48	1	0.11
Anapagurus hyndmanni	(Thompson, 1844)	Arthropoda	Malacostraca	Paguridae	0.58	0	0.05
Macropodia rostrata	(Linnaeus, 1761)	Arthropoda	Malacostraca	Inachidae	0.58	1	0.05
Scalpellum scalpellum	(Linnaeus, 1767)	Arthropoda	Maxillopoda	Scalpellidae	0.63	0	0.03
Dromia personata	(Linnaeus, 1758)	Arthropoda	Malacostraca	Dromiidae	0.65	0	0.03
Pollicipes pollicipes	(Gmelin, 1790)	Arthropoda	Maxillopoda	Pollicipedidae	0.69	0	0.02
Inachus phalangium	(Fabricius, 1775)	Arthropoda	Malacostraca	Inachidae	0.70	0	0.02
Adna anglica	Sowerby, 1823	Arthropoda	Maxillopoda	Pyrgomatidae	0.78	0	0.01
Acasta spongites	(Poli, 1791)	Arthropoda	Maxillopoda	Archaeobalanidae	2.19	0	0.00
Balanus balanus	(Linnaeus, 1758)	Arthropoda	Maxillopoda	Balanidae	12.00	0	0.00
Balanus crenatus	Bruguière, 1789	Arthropoda	Maxillopoda	Balanidae	5.95	0	0.00
Cancer pagurus	Linnaeus, 1758	Arthropoda	Malacostraca	Cancridae	5.86	0	0.00
Carcinus maenas	(Linnaeus, 1758)	Arthropoda	Malacostraca	Portunidae	12.00	0	0.00
Galathea squamifera	Leach, 1814	Arthropoda	Malacostraca	Galatheidae	12.00	0	0.00
Galathea strigosa	(Linnaeus, 1761)	Arthropoda	Malacostraca	Galatheidae	3.81	0	0.00
Homarus gammarus	(Linnaeus, 1758)	Arthropoda	Malacostraca	Nephropidae	2.80	0	0.00
Inachus dorsettensis	(Pennant, 1777)	Arthropoda	Malacostraca	Inachidae	1.75	0	0.00
Lophozozymus incisus	(H. Milne Edwards, 1834)	Arthropoda	Malacostraca	Xanthidae	12.00	0	0.00
Monocorophium acherusicum	(Costa, 1853)	Arthropoda	Malacostraca	Corophiidae	1.17	0	0.00
Necora puber	(Linnaeus, 1767)	Arthropoda	Malacostraca	Portunidae	12.00	0	0.00
Nepinnotheres pinnotheres	(Linnaeus, 1758)	Arthropoda	Malacostraca	Pinnotheridae	12.00	0	0.00
Pagurus bernhardus	(Linnaeus, 1758)	Arthropoda	Malacostraca	Paguridae	12.00	0	0.00
Pagurus prideaux	Leach, 1815	Arthropoda	Malacostraca	Paguridae	12.00	0	0.00
Perforatus perforatus	(Bruguière, 1789)	Arthropoda	Maxillopoda	Balanidae	7.78	0	0.00
Pilumnus hirtellus	(Linnaeus, 1761)	Arthropoda	Malacostraca	Pilumnidae	1.57	0	0.00
Pisa tetraodon	(Pennant, 1777)	Arthropoda	Malacostraca	Epialtidae	12.00	0	0.00
Pisidia longicornis	(Linnaeus, 1767)	Arthropoda	Malacostraca	Porcellanidae	12.00	0	0.00
Porcellana platycheles	(Pennant, 1777)	Arthropoda	Malacostraca	Porcellanidae	12.00	0	0.00
Verruca stroemia	(O.F. Müller, 1776)	Arthropoda	Maxillopoda	Verrucidae	4.18	0	0.00
Aetea truncata	(Landsborough, 1852)	Bryozoa	Gymnolaemata	Aeteidae	0.05	1	1.00
Haplopoma bimucronatum	(Moll, 1803)	Bryozoa	Gymnolaemata	Haplopomidae	0.08	1	0.93
Smittoidea amplissima	Hayward, 1979	Bryozoa	Gymnolaemata	Smittinidae	0.08	1	0.93
Bugulina avicularia	(Linnaeus, 1758)	Bryozoa	Gymnolaemata	Bugulidae	0.08	1	0.91
Hagiosynodos latus	(Busk, 1856)	Bryozoa	Gymnolaemata	Hippoporidridae	0.08	1	0.91
Plagioecia sarniensis	(Norman, 1864)	Bryozoa	Stenolaemata	Plagioeciidae	0.17	1	0.71
Buskea dichotoma	(Hincks, 1862)	Bryozoa	Gymnolaemata	Celleporidae	0.17	1	0.70
Amathia imbricata	(Adams, 1798)	Bryozoa	Gymnolaemata	Vesiculariidae	0.23	1	0.58
Flustrellidra hispida	(O. Fabricius, 1780)	Bryozoa	Gymnolaemata	Flustrellidridae	0.23	1	0.58
Hincksina flustroides	(Hincks, 1877)	Bryozoa	Gymnolaemata	Flustridae	0.27	1	0.51
Bugula neritina	(Linnaeus, 1758)	Bryozoa	Gymnolaemata	Bugulidae	0.33	1	0.41
Bugulina simplex	(Hincks, 1886)	Bryozoa	Gymnolaemata	Bugulidae	0.33	1	0.41
Schizobrachiella sanguinea	(Norman, 1868)	Bryozoa	Gymnolaemata	Schizoporellidae	0.33	1	0.41
Arachnidium fibrosum	Hincks, 1880	Bryozoa	Gymnolaemata	Arachnidiidae	0.42	1	0.30
Escharella variolosa	(Johnston, 1838)	Bryozoa	Gymnolaemata	Romancheinidae	0.47	1	0.24
Umbonula ovicellata	Hastings, 1944	Bryozoa	Gymnolaemata	Umbonulidae	0.55	1	0.17
Bugulina stolonifera	(Ryland, 1960)	Bryozoa	Gymnolaemata	Bugulidae	0.56	1	0.16
Bugulina fulva	(Ryland, 1960)	Bryozoa	Gymnolaemata	Bugulidae	0.58	1	0.15

Cellaria sinuosa	(Hassall, 1840)	Bryozoa	Gymnolaemata	Cellariidae	0.63	1	0.12
Walkeria uva	(Linnaeus, 1758)	Bryozoa	Gymnolaemata	Walkeriidae	0.67	1	0.10
Beania mirabilis	Johnston, 1840	Bryozoa	Gymnolaemata	Beaniidae	0.72	1	0.08
Amathia gracilis	(Leidy, 1855)	Bryozoa	Gymnolaemata	Vesiculariidae	0.80	1	0.05
Escharella ventricosa	(Hassall, 1842)	Bryozoa	Gymnolaemata	Romancheinidae	0.80	0	0.05
Cellaria salicornioides	Lamouroux, 1816	Bryozoa	Gymnolaemata	Cellariidae	0.81	0	0.05
Fenestrulina malusii	(Audouin, 1826)	Bryozoa	Gymnolaemata	Microporellidae	0.84	0	0.04
Oshurkovia littoralis	(Hastings, 1944)	Bryozoa	Gymnolaemata	Umbonulidae	0.92	0	0.03
Aetea sica	(Couch, 1844)	Bryozoa	Gymnolaemata	Aeteidae	0.95	0	0.02
Amathia pruvoti	Calvet, 1911	Bryozoa	Gymnolaemata	Vesiculariidae	0.99	0	0.02
Smittina affinis	(Hincks, 1862)	Bryozoa	Gymnolaemata	Smittinidae	1.07	0	0.01
Callopora lineata	(Linnaeus, 1767)	Bryozoa	Gymnolaemata	Calloporidae	1.11	0	0.01
Escharella immersa	(Fleming, 1828)	Bryozoa	Gymnolaemata	Romancheinidae	1.12	0	0.01
Aetea anguina	(Linnaeus, 1758)	Bryozoa	Gymnolaemata	Aeteidae	5.18	0	0.00
Alcyonidium diaphanum	(Hudson) Lamouroux	Bryozoa	Gymnolaemata	Alcyonidiidae	6.25	0	0.00
Alcyonidium hirsutum	(Fleming, 1828)	Bryozoa	Gymnolaemata	Alcyonidiidae	1.59	0	0.00
Alcyonidium polyoum	(Hassall, 1841)	Bryozoa	Gymnolaemata	Alcyonidiidae	1.55	0	0.00
Amathia gracillima	(Hincks, 1877)	Bryozoa	Gymnolaemata	Vesiculariidae	3.41	0	0.00
Amathia lendigera	(Linnaeus, 1758)	Bryozoa	Gymnolaemata	Vesiculariidae	3.06	0	0.00
Amathia pustulosa	(Ellis & Solander, 1786)	Bryozoa	Gymnolaemata	Vesiculariidae	2.63	0	0.00
Bantariella verticillata	(Heller, 1867)	Bryozoa	Gymnolaemata	Mimosellidae	1.85	0	0.00
Bicellariella ciliata	(Linnaeus, 1758)	Bryozoa	Gymnolaemata	Bicellariellidae	6.79	0	0.00
Amathia citrina	(Hincks, 1877)	Bryozoa	Gymnolaemata	Vesiculariidae	1.48	0	0.00
Bugula angustiloba	(Lamarck, 1816)	Bryozoa	Gymnolaemata	Bugulidae	4.72	0	0.00
Bugulina turbinata	(Alder, 1857)	Bryozoa	Gymnolaemata	Bugulidae	4.63	0	0.00
Caberea boryi	(Audouin, 1826)	Bryozoa	Gymnolaemata	Candidae	3.50	0	0.00
Callopora dumerilii	(Audouin, 1826)	Bryozoa	Gymnolaemata	Calloporidae	3.51	0	0.00
Cellaria salicornia	(Pallas, 1766) nomen dubium	Bryozoa	Gymnolaemata	Cellariidae	4.10	0	0.00
Cellepora pumicosa	(Pallas, 1766)	Bryozoa	Gymnolaemata	Celleporidae	5.79	0	0.00
Celleporella hyalina	(Linnaeus, 1767)	Bryozoa	Gymnolaemata	Hippothoidae	6.76	0	0.00
Celleporina caliciformis	(Lamouroux, 1816)	Bryozoa	Gymnolaemata	Celleporidae	6.47	0	0.00
Celleporina decipiens	Hayward, 1976	Bryozoa	Gymnolaemata	Celleporidae	3.79	0	0.00
Chorizopora brongniartii	(Audouin, 1826)	Bryozoa	Gymnolaemata	Chorizoporidae	1.55	0	0.00
Cradoscrupocellaria reptans	(Linnaeus, 1758)	Bryozoa	Gymnolaemata	Candidae	4.30	0	0.00
Crisia aculeata	Hassall, 1841	Bryozoa	Stenolaemata	Crisiidae	6.03	0	0.00
Crisia denticulata	(Lamarck, 1816)	Bryozoa	Stenolaemata	Crisiidae	6.06	0	0.00
Crisia eburnea	(Linnaeus, 1758)	Bryozoa	Stenolaemata	Crisiidae	6.35	0	0.00
Crisia ramosa	Harmer, 1891	Bryozoa	Stenolaemata	Crisiidae	3.60	0	0.00
Crisidia cornuta	(Linnaeus, 1758)	Bryozoa	Stenolaemata	Crisiidae	4.67	0	0.00
Crisularia plumosa	(Pallas, 1766)	Bryozoa	Gymnolaemata	Bugulidae	4.68	0	0.00
Disporella hispida	(Fleming, 1828)	Bryozoa	Stenolaemata	Lichenoporidae	4.01	0	0.00
Electra pilosa	(Linnaeus, 1767)	Bryozoa	Gymnolaemata	Electridae	6.32	0	0.00
Escharoides coccinea	(Abildgaard, 1806)	Bryozoa	Gymnolaemata	Exochellidae	5.15	0	0.00
Filicrisia geniculata	(Milne Edwards, 1838)	Bryozoa	Stenolaemata	Crisiidae	3.50	0	0.00
Flustra foliacea	(Linnaeus, 1758)	Bryozoa	Gymnolaemata	Flustridae	2.17	0	0.00
Haplopoma impressum	(Audouin, 1826)	Bryozoa	Gymnolaemata	Haplopomidae	3.46	0	0.00
Hippothoa divaricata	Lamouroux, 1821	Bryozoa	Gymnolaemata	Hippothoidae	1.59	0	0.00
Membranipora membranacea	(Linnaeus, 1767)	Bryozoa	Gymnolaemata	Membraniporidae	3.07	0	0.00

Membraniporella nitida	(Johnston, 1838)	Bryozoa	Gymnolaemata	Cribrilinidae	2.32	0	0.00
Microporella ciliata	(Pallas, 1766)	Bryozoa	Gymnolaemata	Microporellidae	3.99	0	0.00
Nolella dilatata	(Hincks, 1860)	Bryozoa	Gymnolaemata	Nolellidae	3.97	0	0.00
Nolella stipata	Gosse, 1855	Bryozoa	Gymnolaemata	Nolellidae	3.25	0	0.00
Omalosecosa ramulosa	(Linnaeus, 1767)	Bryozoa	Gymnolaemata	Celleporidae	2.53	0	0.00
Pentapora fascialis	(Pallas, 1766)	Bryozoa	Gymnolaemata	Bitectiporidae	6.29	0	0.00
Phaeostachys spinifera	(Johnston, 1847)	Bryozoa	Gymnolaemata	Escharinidae	1.57	0	0.00
Plagioecia patina	(Lamarck, 1816)	Bryozoa	Stenolaemata	Plagioeciidae	4.24	0	0.00
Porella compressa	(J. Sowerby, 1805)	Bryozoa	Gymnolaemata	Bryocryptellidae	12.00	0	0.00
Schizomavella (Schizomavella) auriculata	(Hassall, 1842)	Bryozoa	Gymnolaemata	Bitectiporidae	4.16	0	0.00
Schizomavella (Schizomavella) hastata	(Hincks, 1862)	Bryozoa	Gymnolaemata	Bitectiporidae	1.51	0	0.00
Schizomavella (Schizomavella) linearis	(Hassall, 1841)	Bryozoa	Gymnolaemata	Bitectiporidae	5.97	0	0.00
Scruparia ambigua	(d'Orbigny, 1841)	Bryozoa	Gymnolaemata	Scrupariidae	3.08	0	0.00
Scruparia chelata	(Linnaeus, 1758)	Bryozoa	Gymnolaemata	Scrupariidae	5.42	0	0.00
Scrupocellaria scrupea	Busk, 1852	Bryozoa	Gymnolaemata	Candidae	6.70	0	0.00
Scrupocellaria scruposa	(Linnaeus, 1758)	Bryozoa	Gymnolaemata	Candidae	6.60	0	0.00
Smittina landsborovii	(Johnston, 1847)	Bryozoa	Gymnolaemata	Smittinidae	3.29	0	0.00
Tubulipora liliacea	(Pallas, 1766)	Bryozoa	Stenolaemata	Tubuliporidae	2.48	0	0.00
Tubulipora phalangea	Couch, 1844	Bryozoa	Stenolaemata	Tubuliporidae	4.02	0	0.00
Tubulipora plumosa	Thompson in Harmer, 1898	Bryozoa	Stenolaemata	Tubuliporidae	2.36	0	0.00
Turbicellepora avicularis	(Hincks, 1860)	Bryozoa	Gymnolaemata	Celleporidae	3.32	0	0.00
Vesicularia spinosa	(Linnaeus, 1758)	Bryozoa	Gymnolaemata	Vesiculariidae	1.70	0	0.00
Diplosoma singulare	Lafargue, 1968	Chordata	Ascidiacea	Didemnidae	0.06	1	1.00
Trididemnum delesseriae	Lafargue, 1968	Chordata	Ascidiacea	Didemnidae	0.08	1	0.95
Polycarpa kornogi	Glémarec & Monniot C., 1966	Chordata	Ascidiacea	Styelidae	0.09	1	0.91
Molgula oculata	Forbes, 1848	Chordata	Ascidiacea	Molgulidae	0.13	1	0.81
Distaplia rosea	Della Valle, 1881	Chordata	Ascidiacea	Holozoidae	0.17	1	0.69
Molgula socialis	Alder, 1863	Chordata	Ascidiacea	Molgulidae	0.17	1	0.69
Molgula citrina	Alder & Hancock, 1848	Chordata	Ascidiacea	Molgulidae	0.40	1	0.25
Perophora japonica	Oka, 1927	Chordata	Ascidiacea	Perophoridae	0.40	1	0.24
Lissoclinum weigelei	Lafargue, 1968	Chordata	Ascidiacea	Didemnidae	0.41	1	0.23
Ascidiella scabra	(Müller, 1776)	Chordata	Ascidiacea	Ascidiidae	0.44	1	0.21
Pycnoclavella nana	(Lahille, 1890)	Chordata	Ascidiacea	Clavelinidae	0.50	1	0.15
Styela rustica	Linnaeus, 1767	Chordata	Ascidiacea	Styelidae	0.58	1	0.09
Styela canopus	(Savigny, 1816)	Chordata	Ascidiacea	Styelidae	0.58	1	0.09
Archidistoma aggregatum	Garstang, 1891	Chordata	Ascidiacea	Polycitoridae	0.61	1	0.08
Didemnum lahillei	Hartmeyer, 1909	Chordata	Ascidiacea	Didemnidae	0.66	1	0.06
Corella parallelogramma	(Müller, 1776)	Chordata	Ascidiacea	Corellidae	0.68	1	0.05
Molgula bleizi	(Lacaze-Duthiers, 1877)	Chordata	Ascidiacea	Molgulidae	0.89	0	0.01
Styela coriacea	(Alder & Hancock, 1848)	Chordata	Ascidiacea	Styelidae	1.00	0	0.01
Ascidia conchilega	Müller, 1776	Chordata	Ascidiacea	Ascidiidae	1.03	0	0.00
Pyura squamulosa	(Alder, 1863)	Chordata	Ascidiacea	Pyuridae	1.05	0	0.00
Aplidium ocellatum	Monniot C. & Monniot F., 1987	Chordata	Ascidiacea	Polyclinidae	1.09	0	0.00
Aplidium proliferum	(Milne Edwards, 1841)	Chordata	Ascidiacea	Polyclinidae	1.11	0	0.00

Aplidium densum	(Giard, 1872)	Chordata	Ascidiacea	Polyclinidae	2.63	0	0.00
Aplidium elegans	(Giard, 1872)	Chordata	Ascidiacea	Polyclinidae	7.30	0	0.00
Aplidium nordmanni	(Milne Edwards, 1841)	Chordata	Ascidiacea	Polyclinidae	2.02	0	0.00
Aplidium pallidum	(Verrill, 1871)	Chordata	Ascidiacea	Polyclinidae	6.16	0	0.00
Aplidium punctum	(Giard, 1873)	Chordata	Ascidiacea	Polyclinidae	8.99	0	0.00
Aplidium turbinatum	(Savigny, 1816)	Chordata	Ascidiacea	Polyclinidae	2.80	0	0.00
Ascidia mentula	Müller, 1776	Chordata	Ascidiacea	Ascidiidae	8.00	0	0.00
Ascidia virginea	Müller, 1776	Chordata	Ascidiacea	Ascidiidae	4.88	0	0.00
Ascidiella aspersa	(Müller, 1776)	Chordata	Ascidiacea	Ascidiidae	5.09	0	0.00
Botrylloides leachii	(Savigny, 1816)	Chordata	Ascidiacea	Styelidae	2.80	0	0.00
Botryllus schlosseri	(Pallas, 1766)	Chordata	Ascidiacea	Styelidae	8.66	0	0.00
Ciona intestinalis	(Linnaeus, 1767)	Chordata	Ascidiacea	Cionidae	4.26	0	0.00
Clavelina lepadiformis	(Müller, 1776)	Chordata	Ascidiacea	Clavelinidae	7.75	0	0.00
Dendrodoa grossularia	(Van Beneden, 1846)	Chordata	Ascidiacea	Styelidae	1.73	0	0.00
Diazona violacea	Savigny, 1816	Chordata	Ascidiacea	Diazonidae	2.27	0	0.00
Didemnum coriaceum	(Drasche, 1883)	Chordata	Ascidiacea	Didemnidae	3.90	0	0.00
Didemnum fulgens	(Milne Edwards, 1841)	Chordata	Ascidiacea	Didemnidae	1.82	0	0.00
Didemnum maculosum	(Milne Edwards, 1841)	Chordata	Ascidiacea	Didemnidae	6.45	0	0.00
Diplosoma listerianum	(Milne Edwards, 1841)	Chordata	Ascidiacea	Didemnidae	3.38	0	0.00
Diplosoma spongiforme	(Giard, 1872)	Chordata	Ascidiacea	Didemnidae	6.46	0	0.00
Distomus variolosus	Gaertner, 1774	Chordata	Ascidiacea	Styelidae	5.36	0	0.00
Lissoclinum perforatum	(Giard, 1872)	Chordata	Ascidiacea	Didemnidae	2.86	0	0.00
Microcosmus claudicans	(Savigny, 1816)	Chordata	Ascidiacea	Pyuridae	1.46	0	0.00
Molgula complanata	Alder & Hancock, 1870	Chordata	Ascidiacea	Molgulidae	2.67	0	0.00
Morchellium argus	(Milne Edwards, 1841)	Chordata	Ascidiacea	Polyclinidae	7.51	0	0.00
Perophora listeri	Wiegman, 1835	Chordata	Ascidiacea	Perophoridae	2.48	0	0.00
Phallusia mammillata	(Cuvier, 1815)	Chordata	Ascidiacea	Ascidiidae	3.09	0	0.00
Polycarpa gracilis	Heller, 1877	Chordata	Ascidiacea	Styelidae	1.94	0	0.00
Polycarpa pomaria	(Savigny, 1816)	Chordata	Ascidiacea	Styelidae	2.38	0	0.00
Polycarpa violacea	(Alder, 1863)	Chordata	Ascidiacea	Styelidae	3.12	0	0.00
Polyclinum aurantium	Edwards, 1841	Chordata	Ascidiacea	Polyclinidae	6.13	0	0.00
Polysyncraton bilobatum	Lafargue, 1968	Chordata	Ascidiacea	Didemnidae	2.62	0	0.00
Polysyncraton lacazei	(Giard, 1872)	Chordata	Ascidiacea	Didemnidae	4.11	0	0.00
Pycnoclavella aurilucens	Garstang, 1891	Chordata	Ascidiacea	Pycnoclavellidae	5.58	0	0.00
Pyura microcosmus	(Savigny, 1816)	Chordata	Ascidiacea	Pyuridae	2.31	0	0.00
Pyura tessellata	(Forbes, 1848)	Chordata	Ascidiacea	Pyuridae	1.53	0	0.00
Stolonica socialis	Hartmeyer, 1903	Chordata	Ascidiacea	Styelidae	7.44	0	0.00
Styela clava	Herdman, 1881	Chordata	Ascidiacea	Styelidae	3.47	0	0.00
Trididemnum cereum	(Giard, 1872)	Chordata	Ascidiacea	Didemnidae	4.17	0	0.00
Diadumene cincta	Stephenson, 1925	Cnidaria	Anthozoa	Diadumenidae	0.05	1	1.00
Corymorpha nutans	M. Sars, 1835	Cnidaria	Hydrozoa	Corymorphidae	0.06	1	0.95
Zanclea sessilis	(Gosse, 1853)	Cnidaria	Hydrozoa	Zancleidae	0.06	1	0.95
Laomedea angulata	Hincks, 1861	Cnidaria	Hydrozoa	Campanulariidae	0.08	1	0.89
Sertularella tenella	(Alder, 1857)	Cnidaria	Hydrozoa	Sertulariidae	0.08	1	0.87
Salacia desmoides	(Torrey, 1902)	Cnidaria	Hydrozoa	Sertulariidae	0.10	1	0.81
Clava multicornis	(Forsskål, 1775)	Cnidaria	Hydrozoa	Hydractiniidae	0.17	1	0.59
Laodicea undulata	(Forbes & Goodsir, 1853)	Cnidaria	Hydrozoa	Campanulinidae	0.17	1	0.59
Halecium labrosum	Alder, 1859	Cnidaria	Hydrozoa	Haleciidae	0.17	1	0.59

Isozoanthus sulcatus	Gosse, 1859	Cnidaria	Anthozoa	Parazoanthidae	0.23	1	0.44
Antennella siliquosa	(Hincks, 1877)	Cnidaria	Hydrozoa	Halopterididae	0.23	1	0.43
Ectopleura dumortierii	(Van Beneden, 1844)	Cnidaria	Hydrozoa	Tubulariidae	0.24	1	0.40
Anemonia viridis	(Forsskål, 1775)	Cnidaria	Anthozoa	Actiniidae	0.25	1	0.39
Schizotricha frutescens	(Ellis & Solander, 1786)	Cnidaria	Hydrozoa	Plumulariidae	0.25	1	0.39
Stylactis fucicola	(M. Sars, 1857)	Cnidaria	Hydrozoa	Hydractiniidae	0.27	1	0.35
Coryne muscoides	(Linnaeus, 1761)	Cnidaria	Hydrozoa	Corynidae	0.29	1	0.30
Obelia dichotoma	(Linnaeus, 1758)	Cnidaria	Hydrozoa	Campanulariidae	0.30	1	0.29
Aglaophenia acacia	Allman, 1883	Cnidaria	Hydrozoa	Aglaopheniidae	0.33	1	0.24
Laomedea flexuosa	Alder, 1857	Cnidaria	Hydrozoa	Campanulariidae	0.35	1	0.21
Hydranthea aloysii	(Zoja, 1893)	Cnidaria	Hydrozoa	Haleciidae	0.37	1	0.19
Coryne pusilla	Gaertner, 1774	Cnidaria	Hydrozoa	Corynidae	0.41	1	0.15
Calliactis parasitica	(Couch, 1842)	Cnidaria	Anthozoa	Hormathiidae	0.42	1	0.13
Sagartia troglodytes	(Price in Johnston, 1847)	Cnidaria	Anthozoa	Sagartiidae	0.43	1	0.12
Cereus pedunculatus	(Pennant, 1777)	Cnidaria	Anthozoa	Sagartiidae	0.50	1	0.08
Eudendrium armatum	Tichomiroff, 1890	Cnidaria	Hydrozoa	Eudendriidae	0.51	1	0.07
Sertularella gayi	(Lamouroux, 1821)	Cnidaria	Hydrozoa	Sertulariidae	0.54	1	0.06
Aiptasia mutabilis	(Gravenhorst, 1831)	Cnidaria	Anthozoa	Aiptasiidae	0.60	0	0.03
Actinia fragacea	Tugwell, 1856	Cnidaria	Anthozoa	Actiniidae	0.63	0	0.03
Lafoea dumosa	(Fleming, 1820)	Cnidaria	Hydrozoa	Lafoeidae	0.65	0	0.02
Obelia bidentata	Clark, 1875	Cnidaria	Hydrozoa	Campanulariidae	0.67	0	0.02
Parazoanthus anguicomus	(Norman, 1868)	Cnidaria	Anthozoa	Parazoanthidae	0.69	0	0.02
Cladocoryne floccosa	Rotch, 1871	Cnidaria	Hydrozoa	Cladocorynidae	0.73	0	0.01
Halecium pusillum	Sars, 1856	Cnidaria	Hydrozoa	Haleciidae	0.79	0	0.01
Corynactis viridis	Allman, 1846	Cnidaria	Anthozoa	Corallimorphidae	0.87	0	0.00
Sertularella polyzonias	(Linnaeus, 1758)	Cnidaria	Hydrozoa	Sertulariidae	0.89	0	0.00
Halecium lankesterii	(Bourne, 1890)	Cnidaria	Hydrozoa	Haleciidae	0.91	0	0.00
Leptopsammia pruvoti	Lacaze-Duthiers, 1897	Cnidaria	Anthozoa	Dendrophylliidae	0.92	0	0.00
Sertularella ellisii	(Deshayes & Milne Edwards, 1836)	Cnidaria	Hydrozoa	Sertulariidae	0.94	0	0.00
Filellum serpens	(Hassall, 1848)	Cnidaria	Hydrozoa	Lafoeidae	0.96	0	0.00
Actinia equina	(Linnaeus, 1758)	Cnidaria	Anthozoa	Actiniidae	10.06	0	0.00
Aglaophenia kirchenpaueri	(Heller, 1868)	Cnidaria	Hydrozoa	Aglaopheniidae	3.02	0	0.00
Aglaophenia parvula	Bale, 1882	Cnidaria	Hydrozoa	Aglaopheniidae	3.83	0	0.00
Aglaophenia pluma	(Linnaeus, 1758)	Cnidaria	Hydrozoa	Aglaopheniidae	2.54	0	0.00
Aglaophenia tubiformis	Marktanner-Turneretscher, 1890	Cnidaria	Hydrozoa	Aglaopheniidae	1.41	0	0.00
Aglaophenia tubulifera	(Hincks, 1861)	Cnidaria	Hydrozoa	Aglaopheniidae	1.93	0	0.00
Alcyonium coralloides	(Pallas, 1766)	Cnidaria	Anthozoa	Alcyoniidae	1.94	0	0.00
Alcyonium digitatum	Linnaeus, 1758	Cnidaria	Anthozoa	Alcyoniidae	2.23	0	0.00
Alcyonium glomeratum	(Hassall, 1843)	Cnidaria	Anthozoa	Alcyoniidae	10.65	0	0.00
Amphisbetia operculata	(Linnaeus, 1758)	Cnidaria	Hydrozoa	Sertulariidae	2.87	0	0.00
Andresia partenopea	(Andrès, 1883)	Cnidaria	Anthozoa	Andresiidae	6.24	0	0.00
Antennella secundaria	(Gmelin, 1791)	Cnidaria	Hydrozoa	Halopterididae	2.69	0	0.00
Anthopleura ballii	(Cocks, 1851	Cnidaria	Anthozoa	Actiniidae	6.95	0	0.00
Aulactinia verrucosa	(Pennant, 1777)	Cnidaria	Anthozoa	Actiniidae	2.88	0	0.00
Bimeria vestita	Wright, 1859	Cnidaria	Hydrozoa	Bougainvilliidae	1.49	0	0.00
Bougainvillia muscus	(Allman, 1863)	Cnidaria	Hydrozoa	Bougainvilliidae	2.11	0	0.00

Calycella syringa	(Linnaeus, 1767)	Cnidaria	Hydrozoa	Campanulinidae	3.29	0	0.00
Campanularia hincksii	Alder, 1856	Cnidaria	Hydrozoa	Campanulariidae	3.27	0	0.00
Caryophyllia (Caryophyllia) inornata	(Duncan, 1878)	Cnidaria	Anthozoa	Caryophylliidae	8.89	0	0.00
Caryophyllia (Caryophyllia) smithii	Stokes & Broderip, 1828	Cnidaria	Anthozoa	Caryophylliidae	2.35	0	0.00
Cerianthus lloydii	Gosse, 1859	Cnidaria	Anthozoa	Cerianthidae	3.23	0	0.00
Clytia gracilis	(Sars, 1850)	Cnidaria	Hydrozoa	Campanulariidae	2.11	0	0.00
Clytia hemisphaerica	(Linnaeus, 1767)	Cnidaria	Hydrozoa	Campanulariidae	6.71	0	0.00
Clytia paulensis	(Vanhöffen, 1910)	Cnidaria	Hydrozoa	Campanulariidae	2.18	0	0.00
Cornularia cornucopiae	(Pallas, 1766)	Cnidaria	Anthozoa	Cornulariidae	2.82	0	0.00
Coryne eximia	Allman, 1859	Cnidaria	Hydrozoa	Corynidae	1.79	0	0.00
Dendrophyllia cornigera	(Lamarck, 1816)	Cnidaria	Anthozoa	Dendrophylliidae	9.17	0	0.00
Diphasia attenuata	(Hincks, 1866)	Cnidaria	Hydrozoa	Sertulariidae	4.60	0	0.00
Diphasia rosacea	(Linnaeus, 1758)	Cnidaria	Hydrozoa	Sertulariidae	2.27	0	0.00
Ectopleura larynx	(Ellis & Solander, 1786)	Cnidaria	Hydrozoa	Tubulariidae	1.43	0	0.00
Epizoanthus couchii	(Johnston in Couch, 1844)	Cnidaria	Anthozoa	Epizoanthidae	1.08	0	0.00
Eudendrium glomeratum	Picard, 1952	Cnidaria	Hydrozoa	Eudendriidae	1.01	0	0.00
Eunicella verrucosa	(Pallas, 1766)	Cnidaria	Anthozoa	Gorgoniidae	4.46	0	0.00
Gymnangium montagui	(Billard, 1912)	Cnidaria	Hydrozoa	Aglaopheniidae	2.91	0	0.00
Halecium beanii	(Johnston, 1838)	Cnidaria	Hydrozoa	Haleciidae	1.24	0	0.00
Halecium halecinum	(Linnaeus, 1758)	Cnidaria	Hydrozoa	Haleciidae	5.14	0	0.00
Halecium sessile	Norman, 1866	Cnidaria	Hydrozoa	Haleciidae	4.15	0	0.00
Halecium tenellum	Hincks, 1861	Cnidaria	Hydrozoa	Haleciidae	1.18	0	0.00
Hoplangia durotrix	Gosse, 1860	Cnidaria	Anthozoa	Caryophylliidae	9.25	0	0.00
Hydractinia echinata	(Fleming, 1828)	Cnidaria	Hydrozoa	Hydractiniidae	12.00	0	0.00
Hydrallmania falcata	(Linnaeus, 1758)	Cnidaria	Hydrozoa	Sertulariidae	3.30	0	0.00
Kirchenpaueria pinnata	(Linnaeus, 1758)	Cnidaria	Hydrozoa	Kirchenpaueriidae	3.21	0	0.00
Laomedea calceolifera	(Hincks, 1871)	Cnidaria	Hydrozoa	Campanulariidae	1.53	0	0.00
Metridium dianthus	(Ellis, 1768)	Cnidaria	Anthozoa	Metridiidae	1.50	0	0.00
Nemertesia antennina	(Linnaeus, 1758)	Cnidaria	Hydrozoa	Plumulariidae	8.03	0	0.00
Nemertesia ramosa	(Lamarck, 1816)	Cnidaria	Hydrozoa	Plumulariidae	4.42	0	0.00
Obelia geniculata	(Linnaeus, 1758)	Cnidaria	Hydrozoa	Campanulariidae	3.98	0	0.00
Orthopyxis integra	(MacGillivray, 1842)	Cnidaria	Hydrozoa	Campanulariidae	5.28	0	0.00
Pachycerianthus solitarius	(Rapp, 1829)	Cnidaria	Anthozoa	Cerianthidae	1.89	0	0.00
Parazoanthus axinellae	(Schmidt, 1862)	Cnidaria	Anthozoa	Parazoanthidae	2.26	0	0.00
Phialella quadrata	(Forbes, 1848)	Cnidaria	Hydrozoa	Campanulinidae	2.02	0	0.00
Plumularia obliqua	(Johnston, 1847)	Cnidaria	Hydrozoa	Plumulariidae	1.26	0	0.00
Plumularia setacea	(Linnaeus, 1758)	Cnidaria	Hydrozoa	Plumulariidae	1.18	0	0.00
Polyplumaria flabellata	Sars, 1874	Cnidaria	Hydrozoa	Plumulariidae	4.95	0	0.00
Sagartia elegans	(Dalyell, 1848)	Cnidaria	Anthozoa	Sagartiidae	4.39	0	0.00
Sertularella fusiformis	(Hincks, 1861)	Cnidaria	Hydrozoa	Sertulariidae	5.19	0	0.00
Sertularella mediterranea	Hartlaub, 1901	Cnidaria	Hydrozoa	Sertulariidae	2.62	0	0.00
Sertularella rugosa	(Linnaeus, 1758)	Cnidaria	Hydrozoa	Sertulariidae	3.82	0	0.00
Sertularia cupressina	Linnaeus, 1758	Cnidaria	Hydrozoa	Sertulariidae	1.27	0	0.00
Sertularia gracilis	Hassall, 1848	Cnidaria	Hydrozoa	Sertulariidae	4.03	0	0.00
Tamarisca tamarisca	(Linnaeus, 1758)	Cnidaria	Hydrozoa	Sertulariidae	5.97	0	0.00
Tubularia indivisa	Linnaeus, 1758	Cnidaria	Hydrozoa	Tubulariidae	2.37	0	0.00
Urticina felina	(Linnaeus, 1761)	Cnidaria	Anthozoa	Actiniidae	4.93	0	0.00
Luidia sarsii	Düben & Koren in Düben, 1845	Echinodermata	Asteroidea	Luidiidae	0.10	1	1.00
Ophioderma longicauda	(Bruzelius, 1805)	Echinodermata	Ophiuroidea	Ophiodermatidae	0.10	1	1.00

Crossaster papposus	(Linnaeus, 1767)	Echinodermata	Asteroidea	Solasteridae	0.16	1	0.79
Astropecten irregularis	(Pennant, 1777)	Echinodermata	Asteroidea	Astropectinidae	0.23	1	0.59
Anseropoda placenta	(Pennant, 1777)	Echinodermata	Asteroidea	Asterinidae	0.50	1	0.15
Ophiura ophiura	(Linnaeus, 1758)	Echinodermata	Ophiuroidea	Ophiuridae	0.50	1	0.15
Asterina phylactica	Emson & Crump, 1979	Echinodermata	Asteroidea	Asterinidae	0.66	1	0.05
Neopentadactyla mixta	(Östergren, 1898) Deichmann, 1944	Echinodermata	Holothuroidea	Phyllophoridae	0.66	0	0.05
Henricia sanguinolenta	(O.F. Müller, 1776)	Echinodermata	Asteroidea	Echinasteridae	0.75	0	0.03
Ophiura albida	Forbes, 1839	Echinodermata	Ophiuroidea	Ophiuridae	0.98	0	0.00
Amphipholis squamata	(Delle Chiaje, 1828)	Echinodermata	Ophiuroidea	Amphiuridae	4.61	0	0.00
Antedon bifida	(Pennant, 1777)	Echinodermata	Crinoidea	Antedonidae	5.77	0	0.00
Aslia lefevrei	(Barrois, 1882)	Echinodermata	Holothuroidea	Cucumariidae	8.37	0	0.00
Asterina gibbosa	(Pennant, 1777)	Echinodermata	Asteroidea	Asterinidae	6.33	0	0.00
Echinaster (Echinaster) sepositus	(Retzius, 1783)	Echinodermata	Asteroidea	Asteriidae	9.68	0	0.00
Echinus esculentus	Linnaeus, 1758	Echinodermata	Echinoidea	Echinidae	9.50	0	0.00
Henricia oculata	(Pennant, 1777)	Echinodermata	Asteroidea	Echinasteridae	6.25	0	0.00
Holothuria (Panningothuria) forskali	Delle Chiaje, 1823	Echinodermata	Holothuroidea	Holothuriidae	7.09	0	0.00
Luidia ciliaris	(Philippi, 1837)	Echinodermata	Asteroidea	Luidiidae	2.01	0	0.00
Marthasterias glacialis	(Linnaeus, 1758)	Echinodermata	Asteroidea	Asteriidae	9.73	0	0.00
Ophiocomina nigra	(Abildgaard in O.F. Müller, 1789)	Echinodermata	Ophiuroidea	Ophiocomidae	2.31	0	0.00
Ophiopsila aranea	Forbes, 1843	Echinodermata	Ophiuroidea	Ophiocomidae	1.68	0	0.00
Ophiothrix fragilis	(Abildgaard in O.F. Müller, 1789)	Echinodermata	Ophiuroidea	Ophiotrichidae	6.28	0	0.00
Paracentrotus lividus	(Lamarck, 1816)	Echinodermata	Echinoidea	Parechinidae	1.67	0	0.00
Pawsonia saxicola	(Brady & Robertson, 1871)	Echinodermata	Holothuroidea	Cucumariidae	2.11	0	0.00
Psammechinus miliaris	(P.L.S. Müller, 1771)	Echinodermata	Echinoidea	Parechinidae	3.19	0	0.00
Sphaerechinus granularis	(Lamarck, 1816)	Echinodermata	Echinoidea	Toxopneustidae	2.32	0	0.00
Charonia lampas	(Linnaeus, 1758)	Mollusca	Gastropoda	Ranellidae	0.05	1	1.00
Aegires punctilucens	(d'Orbigny, 1837)	Mollusca	Gastropoda	Aegiretidae	0.08	1	0.73
Eubranchus farrani	(Alder & Hancock, 1844)	Mollusca	Gastropoda	Eubranchidae	0.08	1	0.73
Facelina bostoniensis	(Couthouy, 1838)	Mollusca	Gastropoda	Facelinidae	0.08	1	0.73
Hermaea bifida	(Montagu, 1816)	Mollusca	Gastropoda	Hermaeidae	0.08	1	0.73
Melanella alba	(da Costa, 1778)	Mollusca	Gastropoda	Eulimidae	0.08	1	0.73
Monia patelliformis	(Linnaeus, 1761)	Mollusca	Bivalvia	Anomiidae	0.08	1	0.73
Acanthochitona fascicularis	(Linnaeus, 1767)	Mollusca	Polyplacophora	Acanthochitonidae	0.08	1	0.67
Favorinus branchialis	(Rathke, 1806)	Mollusca	Gastropoda	Facelinidae	0.08	1	0.67
Goniodoris nodosa	(Montagu, 1808)	Mollusca	Gastropoda	Goniodorididae	0.08	1	0.67
Okenia elegans	(Leuckart, 1828)	Mollusca	Gastropoda	Goniodorididae	0.08	1	0.67
Rostanga rubra	(Risso, 1818)	Mollusca	Gastropoda	Rostangidae	0.08	1	0.67
Simnia patula	(Pennant, 1777)	Mollusca	Gastropoda	Ovulidae	0.08	1	0.67
Onchidella celtica	(Cuvier, 1816)	Mollusca	Gastropoda	Onchidiidae	0.09	1	0.61
Facelina annulicornis	(Lovén, 1846)	Mollusca	Gastropoda	Facelinidae	0.10	1	0.54
Flabellina lineata	(Chamisso & Eysenhardt, 1821)	Mollusca	Gastropoda	Flabellinidae	0.10	1	0.54
Sphenia binghami	Turton, 1822	Mollusca	Bivalvia	Myidae	0.15	1	0.27
Polinices powisianus	(Récluz, 1844)	Mollusca	Gastropoda	Naticidae	0.15	1	0.24
Capulus ungaricus	(Linnaeus, 1758)	Mollusca	Gastropoda	Capulidae	0.17	1	0.19

Heteranomia squamula	(Linnaeus, 1758)	Mollusca	Bivalvia	Anomiidae	0.19	1	0.13
Cerithiopsis tubercularis	(Montagu, 1803)	Mollusca	Gastropoda	Cerithiopsidae	0.23	1	0.06
Tritonia manicata	Deshayes, 1853	Mollusca	Gastropoda	Tritoniidae	0.23	1	0.06
Lacuna parva	(da Costa, 1778)	Mollusca	Gastropoda	Littorinidae	0.24	0	0.05
Diaphorodoris luteocincta	(M. Sars, 1870)	Mollusca	Gastropoda	Onchidorididae	0.25	0	0.04
Diodora graeca	(Linnaeus, 1758)	Mollusca	Gastropoda	Fissurellidae	0.26	0	0.03
Doto fragilis	(Forbes, 1838)	Mollusca	Gastropoda	Dotidae	0.27	0	0.03
Jorunna tomentosa	(Cuvier, 1804)	Mollusca	Gastropoda	Kentrodorididae	0.28	0	0.02
Chauvetia brunnea	(Donovan, 1804)	Mollusca	Gastropoda	Buccinidae	0.31	0	0.01
Aeolidia papillosa	(Linnaeus, 1761)	Mollusca	Gastropoda	Aeolidiidae	0.33	0	0.00
Doto pinnatifida	(Montagu, 1804)	Mollusca	Gastropoda	Dotidae	0.33	0	0.00
Discodoris rosi	Ortea, 1979	Mollusca	Gastropoda	Discodorididae	0.37	0	0.00
Tectura virginea	(O. F. Müller, 1776)	Mollusca	Gastropoda	Lottiidae	0.37	0	0.00
Acanthochitona crinita	(Pennant, 1777)	Mollusca	Polyplacophora	Acanthochitonidae	12.00	0	0.00
Acanthodoris pilosa	(Abildgaard in Müller, 1789)	Mollusca	Gastropoda	Onchidorididae	0.42	0	0.00
Aequipecten opercularis	(Linnaeus, 1758)	Mollusca	Bivalvia	Pectinidae	12.00	0	0.00
Ancula gibbosa	(Risso, 1818)	Mollusca	Gastropoda	Goniodorididae	12.00	0	0.00
Anomia ephippium	Linnaeus, 1758	Mollusca	Bivalvia	Anomiidae	4.07	0	0.00
Aplysia punctata	(Cuvier, 1803)	Mollusca	Gastropoda	Aplysiidae	2.02	0	0.00
Aporrhais pespelecani	(Linnaeus, 1758)	Mollusca	Gastropoda	Aporrhaidae	12.00	0	0.00
Bittium reticulatum	(da Costa, 1778)	Mollusca	Gastropoda	Cerithiidae	0.70	0	0.00
Bittium simplex	(Jeffreys, 1867)	Mollusca	Gastropoda	Cerithiidae	12.00	0	0.00
Cadlina laevis	(Linnaeus, 1767)	Mollusca	Gastropoda	Chromodorididae	1.66	0	0.00
Calliostoma zizyphinum	(Linnaeus, 1758)	Mollusca	Gastropoda	Calliostomatidae	12.00	0	0.00
Calyptraea chinensis	(Linnaeus, 1758)	Mollusca	Gastropoda	Calyptraeidae	12.00	0	0.00
Crassostrea gigas	(Thunberg, 1793)	Mollusca	Bivalvia	Ostreidae	12.00	0	0.00
Crepidula fornicata	(Linnaeus, 1758)	Mollusca	Gastropoda	Calyptraeidae	12.00	0	0.00
Crimora papillata	Alder & Hancock, 1862	Mollusca	Gastropoda	Triophidae	1.23	0	0.00
Doris pseudoargus	Rapp, 1827	Mollusca	Gastropoda	Archidorididae	1.18	0	0.00
Elysia viridis	(Montagu, 1804)	Mollusca	Gastropoda	Plakobranchidae	0.40	0	0.00
Felimida krohni	(Vérany, 1846)	Mollusca	Gastropoda	Chromodorididae	0.67	0	0.00
Flabellina pedata	(Montagu, 1816)	Mollusca	Gastropoda	Flabellinidae	1.35	0	0.00
Gibbula cineraria	(Linnaeus, 1758)	Mollusca	Gastropoda	Trochidae	12.00	0	0.00
Gibbula magus	(Linnaeus, 1758)	Mollusca	Gastropoda	Trochidae	12.00	0	0.00
Gibbula pennanti	(Philippi, 1846)	Mollusca	Gastropoda	Trochidae	12.00	0	0.00
Gibbula umbilicalis	(da Costa, 1778)	Mollusca	Gastropoda	Trochidae	12.00	0	0.00
Haliotis tuberculata	Linnaeus, 1758	Mollusca	Gastropoda	Haliotidae	3.15	0	0.00
Hiatella arctica	(Linnaeus, 1767)	Mollusca	Bivalvia	Hiatellidae	1.50	0	0.00
Janolus cristatus	(Delle Chiaje, 1841)	Mollusca	Gastropoda	Proctonotidae	0.49	0	0.00
Jujubinus exasperatus	(Pennant, 1777)	Mollusca	Gastropoda	Trochidae	0.63	0	0.00
Jujubinus striatus	(Linnaeus, 1758)	Mollusca	Gastropoda	Trochidae	0.55	0	0.00
Limacia clavigera	(O. F. Müller, 1776)	Mollusca	Gastropoda	Polyceridae	1.18	0	0.00
Mimachlamys varia	(Linnaeus, 1758)	Mollusca	Bivalvia	Pectinidae	3.69	0	0.00
Modiolus barbatus	(Linnaeus, 1758)	Mollusca	Bivalvia	Mytilidae	2.98	0	0.00
Musculus costulatus	(Risso, 1826)	Mollusca	Bivalvia	Mytilidae	3.14	0	0.00
Musculus discors	(Linnaeus, 1767)	Mollusca	Bivalvia	Mytilidae	3.39	0	0.00
Musculus subpictus	(Cantraine, 1835)	Mollusca	Bivalvia	Mytilidae	1.88	0	0.00
Mytilus edulis	Linnaeus, 1758	Mollusca	Bivalvia	Mytilidae	3.78	0	0.00
Nucella lapillus	(Linnaeus, 1758)	Mollusca	Gastropoda	Muricidae	12.00	0	0.00
Ocenebra erinaceus	(Linnaeus, 1758)	Mollusca	Gastropoda	Muricidae	12.00	0	0.00

Ocinebrina aciculata	(Lamarck, 1822)	Mollusca	Gastropoda	Muricidae	0.97	0	0.00
Ostrea edulis	Linnaeus, 1758	Mollusca	Bivalvia	Ostreidae	1.61	0	0.00
Patella pellucida	Linnaeus, 1758	Mollusca	Gastropoda	Patellidae	2.57	0	0.00
Polycera faeroensis	Lemche, 1929	Mollusca	Gastropoda	Polyceridae	3.07	0	0.00
Polycera quadrilineata	(O. F. Müller, 1776)	Mollusca	Gastropoda	Polyceridae	1.21	0	0.00
Raphitoma linearis	(Montagu, 1803)	Mollusca	Gastropoda	Conidae	0.65	0	0.00
Talochlamys pusio	(Linnaeus, 1758)	Mollusca	Bivalvia	Pectinidae	0.78	0	0.00
Testudinalia testudinalis	(O. F. Müller, 1776)	Mollusca	Gastropoda	Lottiidae	0.43	0	0.00
Trapania maculata	Haefelfinger, 1960	Mollusca	Gastropoda	Goniodorididae	0.50	0	0.00
Tricolia pullus	(Linnaeus, 1758)	Mollusca	Gastropoda	Phasianellidae	2.92	0	0.00
Tritia incrassata	(Strøm, 1768)	Mollusca	Gastropoda	Nassariidae	1.74	0	0.00
Tritia pygmaea	(Lamarck, 1822)	Mollusca	Gastropoda	Nassariidae	0.73	0	0.00
Tritia reticulata	(Linnaeus, 1758)	Mollusca	Gastropoda	Nassariidae	1.83	0	0.00
Tritonia hombergii	Cuvier, 1803	Mollusca	Gastropoda	Tritoniidae	0.47	0	0.00
Tritonia lineata	Alder & Hancock, 1848	Mollusca	Gastropoda	Tritoniidae	0.58	0	0.00
Tritonia nilsodhneri	Marcus Ev., 1983	Mollusca	Gastropoda	Tritoniidae	1.72	0	0.00
Trivia arctica	(Pulteney, 1799)	Mollusca	Gastropoda	Triviidae	3.15	0	0.00
Trivia monacha	(da Costa, 1778)	Mollusca	Gastropoda	Triviidae	1.50	0	0.00
Turritella communis	Risso, 1826	Mollusca	Gastropoda	Turritellidae	12.00	0	0.00
Ophlitaspongia papilla	Bowerbank, 1866	Porifera	Demospongiae	Microcionidae	0.08	1	1.00
Clathria (Microciona) strepsitoxa	(Hope, 1889)	Porifera	Demospongiae	Microcionidae	0.08	1	0.95
Clathrina rubra	Sarà, 1958	Porifera	Calcarea	Clathrinidae	0.08	1	0.95
Endectyon (Endectyon) delaubenfelsi	Burton, 1930	Porifera	Demospongiae	Raspailiidae	0.08	1	0.95
Halicnemia patera	Bowerbank, 1864	Porifera	Demospongiae	Heteroxyidae	0.08	1	0.95
Plakina monolopha	Schulze, 1880	Porifera	Demospongiae	Plakinidae	0.08	1	0.95
Poecillastra compressa	(Bowerbank, 1866)	Porifera	Demospongiae	Pachastrellidae	0.08	1	0.95
Ascandra falcata	Haeckel, 1872	Porifera	Calcarea	Leucaltidae	0.10	1	0.83
Polymastia agglutinans	Ridley & Dendy, 1886	Porifera	Demospongiae	Polymastiidae	0.15	1	0.54
Desmacella annexa	Schmidt, 1870	Porifera	Demospongiae	Desmacellidae	0.17	1	0.44
Leucandra aspera	(Schmidt, 1862)	Porifera	Calcarea	Baeriidae	0.17	1	0.44
Axinella alba	(Descatoire, 1966)	Porifera	Demospongiae	Axinellidae	0.17	1	0.40
Stelletta lactea	Carter, 1871	Porifera	Demospongiae	Ancorinidae	0.20	1	0.30
Aphroceras ensata	(Bowerbank, 1858)	Porifera	Calcarea	Grantiidae	0.21	1	0.27
Axinella flustra	Topsent, 1892	Porifera	Demospongiae	Axinellidae	0.25	1	0.16
Clathria (Microciona) spinarcus	(Carter & Hope, 1889)	Porifera	Demospongiae	Microcionidae	0.25	1	0.16
Iophon nigricans	(Bowerbank, 1858)	Porifera	Demospongiae	Acarnidae	0.25	1	0.16
Leucosolenia botryoides	(Ellis & Solander, 1786)	Porifera	Calcarea	Leucosoleniidae	0.27	1	0.13
Halisarca dujardini	Johnston, 1842	Porifera	Demospongiae	Halisarcidae	0.28	1	0.11
Axinella egregia	Topsent, 1892	Porifera	Demospongiae	Axinellidae	0.31	1	0.07
Leucandra fistulosa	(Johnston, 1842)	Porifera	Calcarea	Baeriidae	0.31	1	0.07
Biemna variantia	(Bowerbank, 1858)	Porifera	Demospongiae	Desmacellidae	0.33	0	0.05
Bubaris vermiculata	(Bowerbank, 1866)	Porifera	Demospongiae	Bubaridae	0.33	0	0.05
Dictyonella pelligera	(Schmidt, 1864)	Porifera	Demospongiae	Halichondriidae	0.33	0	0.05
Haliclona (Rhizoniera) rosea	(Bowerbank, 1866)	Porifera	Demospongiae	Chalinidae	0.33	0	0.05

Leucosolenia variabilis	Haeckel, 1870	Porifera	Calcarea	Leucosoleniidae	0.33	0	0.05
Phakellia ventilabrum	(Linnaeus, 1767)	Porifera	Demospongiae	Axinellidae	0.33	0	0.05
Suberites massa	Nardo, 1847	Porifera	Demospongiae	Suberitidae	0.33	0	0.05
Thymosia guernei	Topsent, 1895	Porifera	Demospongiae	Chondrillidae	0.35	0	0.04
Axinella infundibuliformis	(Linnaeus, 1759)	Porifera	Demospongiae	Axinellidae	0.38	0	0.03
Borojevia cerebrum	(Haeckel, 1872)	Porifera	Calcarea	Clathrinidae	0.38	0	0.02
Amphiute paulini	Hanitsch, 1894	Porifera	Calcarea	Grantiidae	0.40	0	0.02
Homaxinella subdola	(Bowerbank, 1866)	Porifera	Demospongiae	Suberitidae	0.42	0	0.01
Sycon quadrangulatum	(Schmidt, 1868)	Porifera	Calcarea	Sycettidae	0.42	0	0.01
Tethyspira spinosa	(Bowerbank, 1874)	Porifera	Demospongiae	Dictyonellidae	0.43	0	0.01
Axinella polypoides	Schmidt, 1862	Porifera	Demospongiae	Axinellidae	0.50	0	0.00
Eurypon clavatum	(Bowerbank, 1866)	Porifera	Demospongiae	Raspailiidae	0.50	0	0.00
Pseudosuberites sulphureus	(Bowerbank, 1866)	Porifera	Demospongiae	Suberitidae	0.50	0	0.00
Leucandra gossei	(Bowerbank, 1862)	Porifera	Calcarea	Baeriidae	0.53	0	0.00
Aaptos papillata	(Keller, 1880)	Porifera	Demospongiae	Suberitidae	1.29	0	0.00
Adreus fascicularis	(Bowerbank, 1866)	Porifera	Demospongiae	Hemiasterellidae	3.53	0	0.00
Amphilectus fucorum	(Esper, 1794)	Porifera	Demospongiae	Esperiopsidae	5.30	0	0.00
Antho (Antho) involvens	(Schmidt, 1864)	Porifera	Demospongiae	Microcionidae	2.65	0	0.00
Aplysilla rosea	(Barrois, 1876)	Porifera	Demospongiae	Darwinellidae	1.53	0	0.00
Axinella damicornis	(Esper, 1794)	Porifera	Demospongiae	Axinellidae	2.96	0	0.00
Axinella dissimilis	(Bowerbank, 1866)	Porifera	Demospongiae	Axinellidae	4.80	0	0.00
Ciocalypta penicillus	Bowerbank, 1862	Porifera	Demospongiae	Halichondriidae	4.13	0	0.00
Clathria (Microciona) armata	(Bowerbank, 1862)	Porifera	Demospongiae	Microcionidae	0.83	0	0.00
Clathria (Microciona) atrasanguinea	(Bowerbank, 1862)	Porifera	Demospongiae	Microcionidae	1.10	0	0.00
Clathrina coriacea	(Montagu, 1814)	Porifera	Calcarea	Clathrinidae	4.07	0	0.00
Clathrina lacunosa	(Johnston, 1842)	Porifera	Calcarea	Clathrinidae	0.60	0	0.00
Cliona celata	Grant, 1926	Porifera	Demospongiae	Clionaidae	10.42	0	0.00
Crella (Yvesia) rosea	(Topsent, 1892)	Porifera	Demospongiae	Crellidae	1.68	0	0.00
Dercitus bucklandi	(Bowerbank, 1858)	Porifera	Demospongiae	Pachastrellidae	4.01	0	0.00
Dysidea fragilis	(Montagu, 1814)	Porifera	Demospongiae	Dysideidae	8.50	0	0.00
Grantia compressa	(Fabricius, 1780)	Porifera	Calcarea	Grantiidae	2.24	0	0.00
Halichondria (Halichondria) bowerbanki	Burton, 1930	Porifera	Demospongiae	Halichondriidae	3.54	0	0.00
Halichondria (Halichondria) panicea	(Pallas, 1766)	Porifera	Demospongiae	Halichondriidae	4.10	0	0.00
Haliclona (Gellius) angulata	(Bowerbank, 1866)	Porifera	Demospongiae	Chalinidae	0.73	0	0.00
Haliclona (Halichoclona) fistulosa	(Bowerbank, 1866)	Porifera	Demospongiae	Chalinidae	2.51	0	0.00
Haliclona (Haliclona) oculata	(Linnaeus, 1759)	Porifera	Demospongiae	Chalinidae	2.38	0	0.00
Haliclona (Haliclona) simulans	(Johnston, 1842)	Porifera	Demospongiae	Chalinidae	8.84	0	0.00
Haliclona (Reniera) cinerea	(Grant, 1826)	Porifera	Demospongiae	Chalinidae	2.59	0	0.00
Haliclona (Rhizoniera) indistincta	(Bowerbank, 1866)	Porifera	Demospongiae	Chalinidae	1.90	0	0.00
Haliclona (Rhizoniera) viscosa	(Topsent, 1888)	Porifera	Demospongiae	Chalinidae	6.95	0	0.00

Hemimycale columella	(Bowerbank, 1874)	Porifera	Demospongiae	Hymedesmiidae	6.97	0	0.00
Hymedesmia (Stylopus) coriacea	(Fristedt, 1885)	Porifera	Demospongiae	Hymedesmiidae	1.26	0	0.00
Hymeniacidon perlevis	(Montagu, 1814)	Porifera	Demospongiae	Halichondriidae	2.44	0	0.00
Iophon hyndmani	(Bowerbank, 1858)	Porifera	Demospongiae	Acarnidae	1.20	0	0.00
Leuconia johnstoni	Carter, 1871	Porifera	Calcarea	Baeriidae	5.37	0	0.00
Leuconia nivea	(Grant, 1826)	Porifera	Calcarea	Baeriidae	1.56	0	0.00
Mycale (Aegogropila) contareni	(Lieberkühn, 1859)	Porifera	Demospongiae	Mycalidae	1.29	0	0.00
Mycale (Aegogropila) rotalis	(Bowerbank, 1874)	Porifera	Demospongiae	Mycalidae	0.67	0	0.00
Mycale (Carmia) macilenta	(Bowerbank, 1866)	Porifera	Demospongiae	Mycalidae	1.21	0	0.00
Mycale (Carmia) subclavata	(Bowerbank, 1866)	Porifera	Demospongiae	Mycalidae	1.50	0	0.00
Myxilla (Myxilla) fimbriata	(Bowerbank, 1866)	Porifera	Demospongiae	Myxillidae	0.77	0	0.00
Myxilla (Myxilla) incrustans	(Johnston, 1842)	Porifera	Demospongiae	Myxillidae	0.95	0	0.00
Myxilla (Myxilla) rosacea	(Lieberkühn, 1859)	Porifera	Demospongiae	Myxillidae	3.90	0	0.00
Oscarella lobularis	(Schmidt, 1862)	Porifera	Demospongiae	Plakinidae	1.40	0	0.00
Pachymatisma johnstonia	(Bowerbank in Johnston, 1842)	Porifera	Demospongiae	Geodiidae	9.96	0	0.00
Phorbas dives	(Topsent, 1891)	Porifera	Demospongiae	Hymedesmiidae	1.26	0	0.00
Phorbas fictitius	(Bowerbank, 1866)	Porifera	Demospongiae	Hymedesmiidae	2.87	0	0.00
Phorbas plumosus	(Montagu, 1814)	Porifera	Demospongiae	Hymedesmiidae	3.68	0	0.00
Polymastia boletiformis	(Lamarck, 1815)	Porifera	Demospongiae	Polymastiidae	6.40	0	0.00
Polymastia mamillaris	(Müller, 1806)	Porifera	Demospongiae	Polymastiidae	8.19	0	0.00
Protosuberites epiphytum	(Lamarck, 1815)	Porifera	Demospongiae	Suberitidae	1.75	0	0.00
Pseudosuberites mollis	Topsent, 1925	Porifera	Demospongiae	Suberitidae	1.47	0	0.00
Raspailia (Clathriodendron) hispida	(Montagu, 1814)	Porifera	Demospongiae	Raspailiidae	1.46	0	0.00
Raspailia (Parasyringella) agnata	(Topsent, 1896)	Porifera	Demospongiae	Axinellidae	3.26	0	0.00
Raspailia (Raspailia) ramosa	(Montagu, 1814)	Porifera	Demospongiae	Raspailiidae	5.86	0	0.00
Spanioplon armaturum	(Bowerbank, 1866)	Porifera	Demospongiae	Hymedesmiidae	1.25	0	0.00
Stelletta grubii	Schmidt, 1862	Porifera	Demospongiae	Ancorinidae	0.58	0	0.00
Stelligera rigida	(Montagu, 1814)	Porifera	Demospongiae	Hemiasterellidae	6.14	0	0.00
Stelligera stuposa	(Ellis & Solander, 1786)	Porifera	Demospongiae	Hemiasterellidae	3.47	0	0.00
Stryphnus ponderosus	(Bowerbank, 1866)	Porifera	Demospongiae	Ancorinidae	3.33	0	0.00
Suberites carnosus	(Johnston, 1842)	Porifera	Demospongiae	Suberitidae	1.08	0	0.00
Suberites ficus	(Johnston, 1842)	Porifera	Demospongiae	Suberitidae	2.77	0	0.00
Sycon ciliatum	(Fabricius, 1780)	Porifera	Calcarea	Sycettidae	2.90	0	0.00
Sycon raphanus	Schmidt, 1862	Porifera	Calcarea	Sycettidae	1.83	0	0.00
Tethya aurantium	Lamarck, 1815	Porifera	Demospongiae	Tethyidae	9.95	0	0.00
Ulosa stuposa	(Esper, 1794)	Porifera	Demospongiae	Esperiopsidae	1.45	0	0.00

Appendix F. Indices of Relative Rarity and associated rankings of the 133 inventories of our database.

		I_{RR} Annelida	I_{RR} Arthropoda	I_{RR} Bryozoa	I_{RR} Chordata	I_{RR} Cnidaria	I_{RR} Echino-dermata	I_{RR} Mollusca	I_{RR} Porifera	Multi-phyla I_{RR} Phylum-specific rarity cutoff	Multi-phyla I_{RR} Global rarity cutoff
Rarity cutoffs		0.500	0.583	0.802	0.681	0.555	0.661	0.236	0.333		0.435
Inventory	Site										
brest1	Brest bay	0.000	0.000	0.000	0.004	0.002	0.000	0.000	0.000	0.001	0.000
brest10	Brest bay	0.000	0.000	0.000	0.005	0.003	0.017	0.000	0.046	0.010	0.008
brest11	Brest bay	0.000	0.000	0.000	0.000	0.000	0.000	0.000	0.000	0.000	0.000
brest12	Brest bay	-	0.000	0.058	0.000	0.000	0.000	0.000	0.000	0.007	0.002
brest2	Brest bay	0.000	0.000	0.006	0.008	0.003	0.000	0.000	0.000	0.003	0.000
brest3	Brest bay	0.000	0.000	0.002	0.006	0.000	0.000	0.075	0.000	0.017	0.019
brest4	Brest bay	0.000	0.000	0.054	0.000	0.019	0.019	0.000	0.000	0.022	0.016
brest5	Brest bay	0.000	0.000	0.006	0.000	0.003	0.000	0.000	0.042	0.011	0.008
brest6	Brest bay	0.000	0.000	0.006	0.000	0.001	0.000	0.000	0.014	0.005	0.005
brest7	Brest bay	0.000	0.000	0.003	0.000	0.001	0.000	0.000	0.019	0.004	0.004
brest8	Brest bay	0.000	0.000	0.000	0.005	0.016	0.027	0.000	0.000	0.006	0.003
brest9	Brest bay	0.000	0.000	0.051	0.000	0.004	0.012	0.000	0.000	0.010	0.008
crozon1	Crozon peninsula	0.000	0.001	0.000	0.000	0.000	0.000	0.000	0.000	0.000	0.000
crozon10	Crozon peninsula	0.000	0.000	0.000	0.000	0.000	0.000	0.000	0.000	0.000	0.000
crozon11	Crozon peninsula	0.000	0.000	0.000	0.000	0.000	0.000	0.000	0.000	0.000	0.000
crozon12	Crozon peninsula	0.000	0.000	0.000	0.000	0.001	0.000	0.000	0.000	0.000	0.000
crozon13	Crozon peninsula	0.000	0.000	0.000	0.000	0.000	0.000	0.000	0.000	0.000	0.000
crozon2	Crozon peninsula	0.000	0.000	0.000	0.000	0.000	0.000	0.000	0.000	0.000	0.000
crozon3	Crozon peninsula	0.000	0.000	0.000	0.000	0.000	0.049	0.000	0.000	0.006	0.003
crozon4	Crozon peninsula	0.000	0.000	0.004	0.000	0.000	0.000	0.000	0.000	0.000	0.000
crozon5	Crozon peninsula	0.000	0.000	0.000	0.000	0.000	0.080	0.000	0.000	0.010	0.005
crozon6	Crozon peninsula	0.000	0.000	0.155	0.000	0.010	0.000	0.000	0.000	0.013	0.012
crozon7	Crozon peninsula	0.000	0.001	0.000	0.000	0.000	0.049	0.000	0.000	0.007	0.004
crozon8	Crozon peninsula	0.000	0.000	0.000	0.000	0.000	0.000	0.000	0.000	0.000	0.000
crozon9	Crozon peninsula	0.000	0.000	0.000	0.000	0.000	0.000	0.000	0.000	0.000	0.000
etel1	Etel ria	0.000	0.002	0.025	0.000	0.004	0.000	0.000	0.001	0.004	0.002
etel2	Etel ria	0.000	0.000	0.000	0.000	0.000	0.000	0.000	0.001	0.000	0.001
etel3	Etel ria	0.000	0.000	0.023	0.000	0.015	0.000	0.000	0.003	0.008	0.007
etel4	Etel ria	0.000	0.000	0.049	0.001	0.019	0.000	0.000	0.005	0.015	0.009
etel5	Etel ria	0.000	0.000	0.000	0.000	0.000	0.000	0.000	0.000	0.000	0.000
etel6	Etel ria	0.000	0.000	0.000	0.000	0.000	0.000	0.000	0.000	0.000	0.001
golfe1	Morbihan gulf	0.000	0.000	0.002	0.038	0.001	0.000	0.000	0.004	0.007	0.006
golfe2	Morbihan gulf	0.000	0.004	0.000	0.000	0.000	0.000	0.000	0.000	0.001	0.000
golfe3	Morbihan gulf	0.000	0.000	0.000	0.000	0.000	0.000	0.000	0.000	0.000	0.000
golfe4	Morbihan gulf	0.000	0.000	0.000	0.021	0.007	0.000	0.000	0.000	0.004	0.001
golfe5	Morbihan gulf	0.000	0.003	0.023	0.012	0.007	0.000	0.000	0.004	0.009	0.006
golfe6	Morbihan gulf	0.069	0.000	0.008	0.000	0.002	0.000	0.001	0.001	0.005	0.005
iroise1	Brest sea	0.000	0.000	0.000	0.000	0.000	0.000	0.000	0.000	0.000	0.000

iroise10	Brest sea	0.000	0.000	0.000	0.000	0.000	0.000	0.000	0.000	0.000	0.000
iroise11	Brest sea	0.000	0.000	0.000	0.000	0.009	0.000	0.000	0.000	0.002	0.001
iroise2	Brest sea	0.000	0.000	0.023	0.000	0.001	0.000	0.000	0.000	0.007	0.004
iroise3	Brest sea	0.000	0.000	0.000	0.000	0.018	0.000	0.000	0.000	0.006	0.005
iroise4	Brest sea	0.000	0.000	0.001	0.000	0.000	0.000	0.000	0.000	0.000	0.000
iroise5	Brest sea	0.000	0.002	0.003	0.000	0.002	0.000	0.000	0.000	0.001	0.000
iroise6	Brest sea	0.000	0.000	0.007	0.001	0.001	0.000	0.000	0.000	0.002	0.000
iroise7	Brest sea	0.000	0.000	0.012	0.065	0.001	0.000	0.000	0.000	0.011	0.006
iroise8	Brest sea	0.000	0.000	0.008	0.000	0.008	0.000	0.000	0.027	0.007	0.005
iroise9	Brest sea	0.000	0.000	0.000	0.000	0.003	0.000	0.028	0.000	0.004	0.005
lannion1	Lannion bay	0.000	0.000	0.000	0.000	0.000	0.000	0.000	0.000	0.000	0.000
lannion10	Lannion bay	0.000	0.000	0.000	0.000	0.043	0.018	0.065	0.000	0.026	0.030
lannion11	Lannion bay	0.000	0.000	0.000	0.000	0.000	0.000	0.024	-	0.009	0.017
lannion12	Lannion bay	0.000	0.002	0.000	0.000	0.000	0.015	0.025	-	0.011	0.015
lannion13	Lannion bay	0.000	0.002	0.000	0.000	0.000	0.000	0.026	-	0.009	0.013
lannion2	Lannion bay	0.009	0.016	0.004	0.005	0.005	0.000	0.000	0.000	0.004	0.001
lannion3	Lannion bay	0.000	0.000	0.025	0.002	0.000	0.005	0.000	0.000	0.007	0.006
lannion4	Lannion bay	0.000	0.000	0.000	0.000	0.001	0.000	0.030	0.000	0.009	0.010
lannion5	Lannion bay	0.011	0.058	0.000	0.000	0.001	0.000	0.008	0.000	0.010	0.013
lannion6	Lannion bay	0.000	0.063	0.004	0.011	0.001	0.005	0.002	0.040	0.014	0.013
lannion7	Lannion bay	0.000	0.011	0.005	0.042	0.030	0.000	0.001	0.000	0.015	0.011
lannion8	Lannion bay	0.041	0.020	0.009	0.000	0.000	0.000	0.002	0.000	0.007	0.006
lannion9	Lannion bay	0.000	0.000	0.000	0.000	0.000	0.000	0.000	0.000	0.000	0.000
ouessant1	Ushant iscland	0.000	0.065	0.002	0.000	0.004	0.000	0.000	0.003	0.010	0.008
ouessant10	Ushant iscland	0.000	0.000	0.000	0.000	0.011	0.000	0.000	0.000	0.001	0.000
ouessant11	Ushant iscland	0.000	0.000	0.000	0.000	0.000	0.000	0.000	0.023	0.004	0.006
ouessant12	Ushant iscland	0.000	0.000	0.007	0.000	0.000	0.000	0.000	0.000	0.001	0.000
ouessant13	Ushant iscland	0.000	0.000	0.000	0.000	0.000	0.000	0.000	0.000	0.000	0.000
ouessant14	Ushant iscland	0.000	0.000	0.004	0.000	0.096	0.000	0.030	0.023	0.032	0.034
ouessant15	Ushant iscland	0.000	0.000	0.000	0.000	0.000	0.000	0.000	0.000	0.000	0.000
ouessant16	Ushant iscland	0.000	0.000	0.006	0.000	0.006	0.000	0.027	0.019	0.012	0.015
ouessant17	Ushant iscland	0.085	0.000	0.000	0.000	0.000	0.000	0.000	0.000	0.003	0.002
ouessant18	Ushant iscland	0.000	0.000	0.000	0.000	0.000	0.000	0.000	0.000	0.000	0.000
ouessant19	Ushant iscland	0.000	0.000	0.004	0.000	0.000	0.007	0.000	0.030	0.005	0.005
ouessant2	Ushant iscland	-	0.000	0.000	-	0.000	-	0.000	-	0.000	0.000
ouessant20	Ushant iscland	0.034	0.000	0.000	0.000	0.040	0.010	0.000	0.000	0.013	0.010
ouessant3	Ushant iscland	0.000	0.003	0.003	0.000	0.000	0.000	0.000	0.000	0.001	0.000
ouessant4	Ushant iscland	0.000	0.000	0.000	0.000	0.000	0.000	0.000	0.000	0.000	0.000
ouessant5	Ushant iscland	0.000	0.000	0.002	0.000	0.000	0.000	0.000	0.000	0.000	0.000
ouessant6	Ushant iscland	0.000	0.000	0.000	0.000	0.000	0.000	0.000	0.000	0.000	0.000
ouessant7	Ushant iscland	0.000	0.070	0.057	0.040	0.000	0.000	0.056	0.000	0.043	0.038
ouessant8	Ushant iscland	0.000	0.000	0.000	0.000	0.000	0.000	0.000	0.000	0.000	0.000
ouessant9	Ushant iscland	0.250	0.000	0.000	0.000	0.000	0.000	0.000	0.000	0.022	0.022
roscoff1	Morlaix bay	0.034	0.000	0.000	0.000	0.000	0.000	0.000	0.000	0.001	0.001
roscoff2	Morlaix bay	0.048	0.003	0.006	0.005	0.014	0.002	0.000	0.003	0.007	0.006
roscoff3	Morlaix bay	0.014	0.006	0.019	0.006	0.036	0.003	0.001	0.001	0.011	0.008

roscoff4	Morlaix bay	0.000	0.000	0.000	0.000	0.000	0.004	0.000	0.000	0.000	0.000
rose1	Granite rose coast	0.036	0.000	0.049	0.009	0.000	0.000	0.000	0.000	0.016	0.008
rose10	Granite rose coast	0.000	0.000	0.000	0.018	0.000	0.000	0.000	0.005	0.003	0.002
rose11	Granite rose coast	0.011	0.000	0.002	0.000	0.000	0.000	0.000	0.021	0.004	0.004
rose12	Granite rose coast	0.000	0.000	0.000	0.000	0.000	0.000	0.000	0.002	0.000	0.001
rose13	Granite rose coast	0.000	0.000	0.000	0.000	0.000	0.000	0.000	0.000	0.000	0.000
rose14	Granite rose coast	0.000	0.000	0.004	0.000	0.000	0.000	0.000	0.000	0.001	0.000
rose15	Granite rose coast	0.000	0.000	0.000	0.000	0.000	0.000	0.000	0.000	0.000	0.000
rose16	Granite rose coast	0.035	0.000	0.002	0.014	0.004	0.021	0.000	0.000	0.007	0.003
rose2	Granite rose coast	0.008	0.000	0.000	0.022	0.012	0.000	0.000	0.000	0.006	0.002
rose3	Granite rose coast	0.000	0.000	0.001	0.038	0.000	0.000	0.000	0.000	0.008	0.008
rose4	Granite rose coast	0.000	0.000	0.001	0.013	0.023	0.094	0.000	0.060	0.020	0.013
rose5	Granite rose coast	0.000	0.000	0.000	0.039	0.000	0.000	0.000	0.000	0.007	0.005
rose6	Granite rose coast	0.000	0.002	0.003	0.036	0.039	0.005	0.005	0.011	0.014	0.013
rose7	Granite rose coast	0.002	0.000	0.002	0.017	0.017	0.000	0.006	0.000	0.007	0.005
rose8	Granite rose coast	0.000	0.000	0.004	0.008	0.033	0.005	0.018	0.000	0.011	0.010
rose9	Granite rose coast	0.000	0.000	0.003	0.000	0.031	0.000	0.000	0.010	0.008	0.008
sizun1	Cape Sizun	0.000	0.000	0.008	0.000	0.000	0.115	0.000	-	0.018	0.012
sizun10	Cape Sizun	0.001	0.002	0.000	0.000	0.000	0.000	0.000	0.000	0.000	0.001
sizun2	Cape Sizun	0.000	0.001	0.000	0.001	0.000	0.000	0.000	0.000	0.000	0.000
sizun3	Cape Sizun	0.000	0.000	0.004	0.006	0.010	0.000	0.000	0.000	0.003	0.001
sizun4	Cape Sizun	0.000	0.000	0.024	0.000	0.000	0.005	0.000	0.000	0.002	0.000
sizun5	Cape Sizun	0.000	0.001	0.000	0.006	0.002	0.004	0.000	0.000	0.002	0.000
sizun6	Cape Sizun	0.000	0.001	0.000	0.000	0.001	0.000	0.026	0.000	0.006	0.010
sizun7	Cape Sizun	0.000	0.003	0.002	0.000	0.000	0.000	0.000	0.000	0.001	0.000
sizun8	Cape Sizun	0.000	0.004	0.001	0.000	0.006	0.075	0.000	0.000	0.010	0.006
sizun9	Cape Sizun	0.000	0.001	0.000	0.000	0.000	0.004	0.000	0.002	0.001	0.001
stmalo1	St Malo bay	0.000	0.001	0.025	0.002	0.022	0.000	0.001	0.001	0.009	0.006
stmalo10	St Malo bay	0.010	0.001	0.000	0.000	0.040	0.000	0.000	0.011	0.008	0.008
stmalo2	St Malo bay	0.000	0.000	0.012	0.003	0.000	0.014	0.000	0.000	0.004	0.000
stmalo3	St Malo bay	0.057	0.000	0.007	0.002	0.000	0.000	0.000	0.000	0.005	0.003
stmalo4	St Malo bay	0.000	0.000	0.000	0.000	0.000	0.000	0.000	0.000	0.000	0.000
stmalo5	St Malo bay	0.000	0.002	0.000	0.000	0.000	0.000	0.000	0.001	0.000	0.001
stmalo6	St Malo bay	0.000	0.002	0.000	0.000	0.000	0.013	0.001	0.001	0.001	0.002
stmalo7	St Malo bay	0.003	0.000	0.000	0.001	0.000	0.000	0.001	0.006	0.002	0.004
stmalo8	St Malo bay	0.000	0.002	0.001	0.005	0.000	0.001	0.000	0.001	0.001	0.001
stmalo9	St Malo bay	0.047	0.011	0.002	0.000	0.006	0.126	0.000	0.026	0.017	0.013
septil1	Sept îles archipelago	0.001	0.034	0.007	0.013	0.012	0.000	0.025	0.000	0.012	0.009
septil2	Sept îles archipelago	0.008	0.044	0.009	0.005	0.000	0.000	0.012	0.056	0.018	0.019
septil3	Sept îles archipelago	0.000	0.000	0.004	0.005	0.013	0.000	0.001	0.016	0.006	0.008
septil4	Sept îles archipelago	0.000	0.000	0.000	0.000	0.000	0.000	0.000	0.000	0.000	0.000
septil5	Sept îles archipelago	0.002	0.102	0.025	0.022	0.030	0.000	0.000	0.067	0.036	0.032
septil6	Sept îles archipelago	0.000	0.019	0.004	0.039	0.000	0.000	0.000	0.018	0.011	0.007
septil7	Sept îles archipelago	0.000	0.010	0.011	0.003	0.000	0.000	0.031	0.060	0.016	0.016

septil8	Sept îles archipelago	0.000	0.000	0.002	0.000	0.000	0.000	0.010	0.003	0.003	0.006
septil9	Sept îles archipelago	0.000	0.000	0.003	0.000	0.007	0.000	0.027	0.000	0.006	0.008
septil10	Sept îles archipelago	0.000	0.000	0.010	0.000	0.025	0.000	0.000	0.000	0.006	0.003
septil11	Sept îles archipelago	0.000	0.002	0.021	0.003	0.033	0.000	0.000	0.002	0.012	0.008
septil12	Sept îles archipelago	0.000	0.007	0.000	0.003	0.007	0.010	0.034	0.011	0.009	0.008