



HAL
open science

Incremental Decision Making Under Risk with the Weighted Expected Utility Model

Hugo Gilbert, Nawal Benabbou, Patrice Perny, Olivier Spanjaard, Paolo
Viappiani

► **To cite this version:**

Hugo Gilbert, Nawal Benabbou, Patrice Perny, Olivier Spanjaard, Paolo Viappiani. Incremental Decision Making Under Risk with the Weighted Expected Utility Model. 26th International Joint Conference on Artificial Intelligence (IJCAI'17), Aug 2017, Melbourne, Australia. hal-01515989

HAL Id: hal-01515989

<https://hal.sorbonne-universite.fr/hal-01515989>

Submitted on 28 Apr 2017

HAL is a multi-disciplinary open access archive for the deposit and dissemination of scientific research documents, whether they are published or not. The documents may come from teaching and research institutions in France or abroad, or from public or private research centers.

L'archive ouverte pluridisciplinaire **HAL**, est destinée au dépôt et à la diffusion de documents scientifiques de niveau recherche, publiés ou non, émanant des établissements d'enseignement et de recherche français ou étrangers, des laboratoires publics ou privés.

Incremental Decision Making Under Risk with the Weighted Expected Utility Model

Hugo Gilbert^{1,2}, Nawal Benabbou^{1,2}, Patrice Perny^{1,2}, Olivier Spanjaard^{1,2}, Paolo Viappiani^{1,2}

¹Sorbonne Universités, UPMC Univ Paris 06, UMR 7606, LIP6, F-75005, Paris, France

²CNRS, UMR 7606, LIP6, F-75005, Paris, France

{hugo.gilbert,nawal.benabbou,patrice.perny,olivier.spanjaard,paolo.viappiani}@lip6.fr

Abstract

This paper deals with decision making under risk with the Weighted Expected Utility (WEU) model, which is a model generalizing expected utility and providing stronger descriptive possibilities. We address the problem of identifying, within a given set of lotteries, a (near-)optimal solution for a given decision maker consistent with the WEU theory. The WEU model is parameterized by two real-valued functions. We propose here a new incremental elicitation procedure to progressively reduce the imprecision about these functions until a robust decision can be made. We also give experimental results showing the practical efficiency of our method.

1 Introduction

This work is devoted to decision making under risk. In this framework, a Decision Maker (DM) is faced with numerous risky prospects given as probability distributions over a finite number of possible outcomes (i.e. lotteries) and must find the alternative that suits her best. In this context, preference modeling and preference elicitation are the key steps that an intelligent system must realize to advise the DM or to predict her choices. While preference modeling yields a mathematical model describing specific behaviors, preference elicitation amounts to fitting the parameters of this model through interactions with the DM. These two tasks are acknowledged to be very complex, especially due to the fact that uncertainty affects the DM's judgements.

The most popular criterion in decision theory is given by the Expected Utility (EU) model [von Neumann and Morgenstern, 1947]. In this model, the DM's preferences over the set \mathcal{X} of possible outcomes are modeled using a utility function u that assigns a numerical value $u(x)$ to each consequence $x \in \mathcal{X}$. Then, a lottery p is preferred to another lottery q iff $V(p) \geq V(q)$, where $V(r) = \sum_{x \in \mathcal{X}} r(x)u(x)$ for any lottery r and $r(x)$ denotes the probability of x in lottery r . Depending on the concavity or convexity of the utility function, the expected utility maximization will enable to model risk-averse or risk-seeking behaviors. Nevertheless, despite its intuitive appeal and its axiomatic justification, the EU model does not make it possible to account for some rational decision behaviors frequently observed in practice. An

example of such impossibility is the so-called Allais' paradox [1953]. We recall below a simple version of this paradox due to Kahneman and Tversky [1979]:

Example 1. Consider the following lotteries p, q, p', q' :

x	0\$	3000\$	4000\$
$p(x)$	0	1	0
$q(x)$	0.2	0	0.8
$p'(x)$	0.75	0.25	0
$q'(x)$	0.8	0	0.2

In this example Kahneman and Tversky observed that most people prefer lottery p to lottery q but prefer lottery q' to lottery p' . However, lottery p' (resp. q') is just the mixture of lottery p (resp. q) and a sure amount of 0\$ with a probability of 0.25 and 0.75 respectively. Thus, those preferences violate the Von Neumann and Morgenstern independence axiom which holds in EU theory. This makes it impossible to account for such preferences with the EU model.

One model that encompasses EU to account for Allais' paradox is the Weighted Expected Utility (WEU) model, developed by Chew [1983]. The WEU model relies on two functions u and w defined on \mathcal{X} . These functions are then lifted from outcomes to lotteries by using expectations: $u(p) = \sum_{x \in \mathcal{X}} p(x)u(x)$ and $w(p) = \sum_{x \in \mathcal{X}} p(x)w(x)$. In the WEU model, the preference \succsim is defined by¹:

$$p \succsim q \Leftrightarrow u(p)w(q) - u(q)w(p) \geq 0 \quad (1)$$

and $u(p)w(q) - u(q)w(p)$ is interpreted as a signed intensity of preference between p and q . It is worth noting that if w is constant then WEU boils down to EU. Moreover, WEU is known to be an instance of Skew Symmetric Bilinear (SSB) utility which was axiomatized and developed by Fishburn [1982; 1983]. However, SSB theory does not ensure transitivity, which can be seen as a weakness from a prescriptive point of view. Interestingly, enforcing transitivity in SSB theory necessarily leads to WEU [Fishburn, 1983].

One key issue in preference modeling with WEU is the elicitation of the two functions u and w to fit the value system of a given DM. To the best of our knowledge, no previous work has tackled the elicitation of the WEU model.

Two different elicitation approaches can be distinguished. On the one hand, one can perform a full elicitation using a

¹Note that a strict inequality corresponds to a strict preference

systematic sequence of queries aiming at completely specifying the decision model. However, this precise elicitation of functions u and w would certainly require a prohibitive number of questions. Moreover, the full elicitation of the model is generally not necessary to identify the optimal choice within a given set of lotteries.

For this reason we focus on the incremental approach in which preference queries are selected one by one in order to efficiently reduce the imprecision over the parameters of the model until a near optimal choice is identified. This approach has already proved to be quite efficient in various contexts (see e.g., [Chajewska *et al.*, 2000] and [Wang and Boulier, 2003] for EU, [Perny *et al.*, 2016] for Rank Dependent Utility or [Nguyen *et al.*, 2014] for the incremental elicitation of attacker payoffs in security games).

The paper is organized as follows: Section 2 introduces some formal background on WEU and motivates our interest for this model. In Section 3, we give preliminary results that are used in our elicitation procedure which is presented in Section 4. Finally, our numerical tests are given in Section 5.

2 Background on WEU and Motivation

We now present some important features of the WEU model.

Accounting for Allais' paradox. First, we show that the WEU model enables to account for Allais' Paradox.

Example 2. We rescale the possible gains from interval $[0, 4000]$ to interval $[0, 1]$. Consider the pair of functionals (u, w) defined by $u(x) = x^2$ and $w(x) = 1 - \sqrt{x}$, leading to the following values:

	p	q	p'	q'
u	0.5625	0.8	0.1406	0.2
w	0.1340	0.2	0.7835	0.8

We can easily check that the WEU model using these two functions is compatible with Allais' paradox:

- $p \succ q$ since $u(p)w(q) - u(q)w(p) \approx 0.005 > 0$.
- $q' \succ p'$ since $u(q')w(p') - u(p')w(q') \approx 0.044 > 0$.

Attitude towards risk. The components of the WEU model can be chosen to account for risk-averse or risk-seeking behaviors as in the EU model. As established by Nakamura [1989] a DM consistent with WEU is risk-averse (resp. risk-seeking) iff $r(x, y)$ is positive (resp. negative) for all $x, y \in \mathcal{X}$ with $x \neq y$ where:

$$r(x, y) = w(y) \left[\frac{du}{dx}(y)(x - y) + u(y) - u(x) \right] + u(y) \left[w(x) - \frac{dw}{dx}(y)(x - y) - w(y) \right]$$

Those conditions can easily be met. For instance, if functions u and w are positive, it is sufficient to choose a concave (resp. convex) u function and a convex (resp. concave) w function to obtain a risk-averse (resp. risk-seeking) behavior. We illustrate this point in the following example.

Example 3. Consider the following lotteries p and q :

x	0\$	25\$	100\$
$p(x)$	0	1	0
$q(x)$	0.75	0	0.25

Note that p is the sure lottery where one obtains the expectancy of lottery q . Let $u_1(x) = (x/100)^2$, $u_2(x) = \sqrt{x}/100$ and $w_{i=1,2}(x) = 1 - x/100$. Let \succsim_1 (resp. \succsim_2) denote the preference relation induced by (u_1, w_1) (resp. (u_2, w_2)). Then \succsim_1 represents a risk-seeking behavior whereas \succsim_2 represents a risk-averse behavior as illustrated by the preferences expressed over lotteries p and q :

$$q \succ_1 p \text{ since } u_1(p)w_1(q) - u_1(q)w_1(p) \approx -0.14$$

$$p \succ_2 q \text{ since } u_2(p)w_2(q) - u_2(q)w_2(p) \approx 0.19$$

Interpretation of WEU. To give another insight on WEU, let us rewrite Equation 1 in the following ways (if $w > 0$):

$$u(p)/w(p) \geq u(q)/w(q)$$

$$\sum_{x \in \mathcal{X}} \frac{w(x)p(x)}{\sum_{y \in \mathcal{X}} w(y)p(y)} v(x) \geq \sum_{x \in \mathcal{X}} \frac{w(x)q(x)}{\sum_{y \in \mathcal{X}} w(y)q(y)} v(x)$$

where $v(x)$ is defined as the ratio $u(x)/w(x)$. Hence, lottery p is preferred to lottery q with the WEU model iff $V(p) \geq V(q)$, where for any lottery r :

$$V(r) = \frac{u(r)}{w(r)} = \sum_{x \in \mathcal{X}} \frac{w(x)r(x)}{\sum_{y \in \mathcal{X}} w(y)r(y)} v(x)$$

This last formulation makes it possible to interpret functions w and v . While function v can be interpreted as a utility function representing the extend to which an outcome is satisfactory, function w can be interpreted as a probability distortion function where the distortion depends on the amounts that are at stake in the lottery. This distortion of probabilities enables the violation of independence exposed by Allais' paradox. Note that, in this respect, the WEU model is close to the Rank-Dependent Utility (RDU) model [Quiggin, 1993] which is another extension of EU that enables to account for Allais' paradox by introducing a distortion of probabilities. However, an important difference between RDU and WEU can be made regarding their relative position w.r.t the *betweenness* axiom (discussed below).

Betweenness. The betweenness axiom [Chew, 1989] states that the agent has no strict preference or aversion for randomization. If betweenness holds, then for any pair of lotteries (p, q) , any mixture of p and q is ranked between p and q w.r.t \succsim . More formally, the betweenness axiom states that:

$\forall p, q, \forall \lambda \in (0, 1)$, if $p \succsim q$, then $p \succsim (p, \lambda; q, (1 - \lambda)) \succsim q$ where $(p, \lambda; q, (1 - \lambda))$ denotes the mixture where lotteries p and q are obtained with probabilities λ and $1 - \lambda$. Verifying betweenness, which is a relaxation of the independence axiom, ensures several desirable properties. In particular, it ensures that the preferred element in a finite set \mathcal{L} is also the preferred element of the convex hull² of \mathcal{L} . This implies that

²the convex hull of \mathcal{L} is the set of lotteries obtained by mixing the elements of \mathcal{L} .

we don't need to investigate mixtures of alternatives to find the optimal decision. Besides, betweenness has also some nice consequences in game theory, concerning *e.g.* the existence of Nash equilibria (see [Chew, 1989]).

To sum up the WEU model is a risk sensitive model that extends the EU model with enhanced descriptive abilities while conserving desirable normative properties.

3 Preliminary Results

Let \mathcal{P} be the set of all lotteries defined on the outcome space $\mathcal{X} = [0, 1]$. We assume that the DM has to select a lottery among a finite set $\mathcal{L} \subset \mathcal{P}$. Within \mathcal{L} , each lottery p will be denoted $(x_1, p_1; \dots; x_n, p_n)$, where $p_i = p(x_i) > 0$ and $\sum_{i=1}^n p_i = 1$. In this work, we suppose that the DM is consistent with WEU theory. Stated differently, his preferences are defined by Equation 1 for a specific pair (u, w) of functions.

We now make two natural assumptions on the DM's preferences. We notably assume that the DM is not always indifferent, imposing that the highest outcome 1 is strictly preferred to the lowest one 0. Furthermore, given two outcomes x and y with $x \geq y$, we assume that the signed intensity of preference between x and any other outcome z is at least as high as the one between y and z . In the WEU model, these hypotheses can be written as follows (see Eq. 1):

$$h_1: u(1)w(0) - u(0)w(1) > 0$$

$$h_2: x \geq y \Rightarrow \forall z \in \mathcal{X}, (u(x) - u(y))w(z) \geq u(z)(w(x) - w(y))$$

We now derive some properties that hold for u and w in this context. The first one is a consequence of the following uniqueness theorem:

Theorem 1 ([Fishburn, 1983]). *Suppose \succ is a nonempty asymmetric weak order on \mathcal{P} and (u, w) is a pair of linear functionals on \mathcal{P} such that: $\forall p, q \in \mathcal{P}, p \succ q \Leftrightarrow u(p)w(q) > u(q)w(p)$. Then, for any pair (u', w') of linear functionals on \mathcal{P} , the following properties are equivalent:*

1. $\forall p, q \in \mathcal{P}, p \succ q \Leftrightarrow u'(p)w'(q) > u'(q)w'(p)$
2. *There exist $a, b, c, d \in \mathbb{R}$ such that $u' = au + bw$, $w' = cu + dw$ and $ad - bc > 0$.*

We can now state the following result:

Proposition 1. *Suppose \succ is a nonempty asymmetric weak order on \mathcal{P} and (u, w) is a pair of linear functionals on \mathcal{P} such that: $\forall p, q \in \mathcal{P}, p \succ q \Leftrightarrow u(p)w(q) > u(q)w(p)$. Then, if h_1 holds, we can build from u and w another pair of functionals (u', w') such that:*

- $\forall p, q \in \mathcal{P}, p \succ q \Leftrightarrow u'(p)w'(q) > u'(q)w'(p)$
- $u'(1) = w'(0) = 1$ and $u'(0) = w'(1) = 0$

Proof. Let $\Delta := u(1)w(0) - u(0)w(1)$, which is strictly positive due to h_1 . Let (u', w') be the pair of linear functionals defined by $u' = au + bw$ and $w' = cu + dw$, where $a = w(0)/\Delta$, $b = -u(0)/\Delta$, $c = -w(1)/\Delta$ and $d = u(1)/\Delta$. It is easy to check that $u'(0) = w'(1) = 0$ and $u'(1) = w'(0) = 1$, as required. To conclude the proof, we need to prove that we have $p \succ q$ iff $u'(p)w'(q) > u'(q)w'(p)$ for all $p \in q \in \mathcal{P}$. Since $ad - bc = 1/\Delta > 0$, we know that this property is verified using Theorem 1. \square

This proposition enables us to conclude that the DM's preferences can be modeled using a pair (u, w) such that $u(0) = w(1) = 0$ and $u(1) = w(0) = 1$; note that these values somehow reflects the antisymmetric role that functions u and w play in the WEU model. Interestingly, setting those values in this way combined with hypothesis h_2 imposes monotonicity conditions on u and w :

Proposition 2. *Suppose \succ is a nonempty asymmetric weak order on \mathcal{P} . Moreover, suppose (u, w) is a pair of linear functionals on \mathcal{P} such that:*

- $\forall p, q \in \mathcal{P}, p \succ q \Leftrightarrow u(p)w(q) > u(q)w(p)$
- $u(1) = w(0) = 1$ and $u(0) = w(1) = 0$

Then h_2 holds iff u is nondecreasing and w is nonincreasing.

Proof. (\Rightarrow) Let $x, y \in \mathcal{X}$ be such that $x \geq y$. By definition of h_2 , we have $(u(x) - u(y))w(z) \geq (w(x) - w(y))u(z)$ for all z in \mathcal{X} . In particular, by taking $z = 0$ and $z = 1$, we obtain $u(x) - u(y) \geq 0$ and $w(x) - w(y) \leq 0$ respectively. (\Leftarrow) Assume that u is nondecreasing and w is nonincreasing. In that case, for all $x, y \in \mathcal{X}$ such that $x \geq y$, we have $u(x) - u(y) \geq 0$ and $w(x) - w(y) \leq 0$. Moreover, since $u(0) = 0$ and $w(1) = 1$, we know that $u(z)$ and $w(z)$ are positive for all $z \in \mathcal{X}$. Therefore, we necessarily have $(u(x) - u(y))w(z) \geq u(z)(w(x) - w(y))$. \square

This proposition also ensures that the DM is rational in the sense that any outcome x is necessarily preferred to any outcome y such that $x \geq y$ when assuming h_1 and h_2 .

We remark that Proposition 2 applies to the couple (u, w) introduced in Example 2 which shows that imposing h_1 and h_2 does not prevent to account for Allais' paradox.

4 The Elicitation Method

Within WEU theory the preferences of the DM are completely characterized by the pair (u, w) , which is initially unknown. To assist the DM in her choice, we propose an incremental elicitation procedure aiming to reduce the indeterminacy of functions u and w in order to discriminate the elements in \mathcal{L} . At any stage of the process, we manage two sets of functions \mathcal{U} and \mathcal{W} that represent all possible functions u and w given the preference information collected so far. We will iteratively generate carefully chosen preference queries in such a way that collected preference statements enable to reduce either the set \mathcal{U} or the set \mathcal{W} .

To initiate the elicitation process, we consider two reference outcomes x_+ and x_- such that $x_+ \succ 1 \succ 0 \succ x_-$, *i.e.*, x_+ and x_- must be chosen outside the range of \mathcal{X} . The first step of the elicitation process is to elicit the values $u(x_-)$ and $w(x_+)$. The elicitation can be performed using the following lotteries: $p_\alpha = (1, \alpha; x_-, 1 - \alpha)$ and $q_\beta = (x_+, \beta; 0, 1 - \beta)$. We ask the probabilities α_0 and β_0 for which the following indifference relations hold: $p_{\alpha_0} \sim 0$ and $q_{\beta_0} \sim 1$. Note that *probability equivalence queries* are standard tools used in decision making under uncertainty. The answers to those queries yield the following equalities:

$$u(p_{\alpha_0})w(0) - u(0)w(p_{\alpha_0}) = 0 \Leftrightarrow u(x_-) = -\alpha_0/(1 - \alpha_0)$$

$$u(q_{\beta_0})w(1) - u(1)w(q_{\beta_0}) = 0 \Leftrightarrow w(x_+) = -(1 - \beta_0)/\beta_0$$

Note that both $u(x_-)$ and $w(x_+)$ are strictly negative, which is consistent with the nondecreasingness (resp. nonincreasingness) of u (resp. w). Once values $u(x_-)$ and $w(x_+)$ are known, we consider two types of queries, denoted by $\text{uQuery}(\alpha, r)$ and $\text{wQuery}(\alpha, r)$, both parametrized by a lottery r and by a probability value α .

$\text{uQuery}(\alpha, r)$ asks the DM to compare the compound lottery $r_\alpha = (r, \alpha; x_-, 1 - \alpha)$ to a sure gain of 0. If $r_\alpha \succsim 0$, then we deduce a new constraint as follows:

$$\begin{aligned} r_\alpha \succsim 0 &\Leftrightarrow u(r_\alpha)w(0) - u(0)w(r_\alpha) \geq 0 \\ &\Leftrightarrow u(r_\alpha) \geq 0 \text{ since } u(0) = 0 \text{ and } w(0) = 1 \\ &\Leftrightarrow \alpha u(r) - \alpha_0(1 - \alpha)/(1 - \alpha_0) \geq 0 \\ &\Leftrightarrow \alpha \sum_x r(x)u(x) - \alpha_0(1 - \alpha)/(1 - \alpha_0) \geq 0 \quad (2) \end{aligned}$$

If the DM prefers the sure gain, then the inequality is reversed and in both cases we obtain a constraint on the value $u(r)$.

$\text{wQuery}(\alpha, r)$ asks the DM to compare lottery $r_\alpha = (x_+, \alpha; r, 1 - \alpha)$ to a sure gain of 1. If $r_\alpha \succsim 1$, then we have to impose:

$$\begin{aligned} r_\alpha \succsim 1 &\Leftrightarrow u(r_\alpha)w(1) - u(1)w(r_\alpha) \geq 0 \\ &\Leftrightarrow w(r_\alpha) \leq 0 \text{ since } u(1) = 1 \text{ and } w(1) = 0 \\ &\Leftrightarrow \alpha(\beta_0 - 1)/\beta_0 + (1 - \alpha)w(r) \leq 0 \\ &\Leftrightarrow \alpha(\beta_0 - 1)/\beta_0 + (1 - \alpha) \sum_x r(x)w(x) \leq 0 \quad (3) \end{aligned}$$

Similarly, we have to reverse the inequality if we observe $1 \succsim r_\alpha$ instead. Thus, we are able to derive some constraints on the values of functions u and w that are completely decoupled. This point will reveal paramount for the efficiency of the elicitation process. Those constraints are then used to reduce the uncertainty attached to the sets \mathcal{U} and \mathcal{W} .

To identify a near-optimal lottery with few queries, our approach has to focus on the relevant parts of functions u and w . This is achieved by using a criterion that indicates which lotteries should be further questioned in order to generate an highly informative constraint (i.e., that enables to identify as quickly as possible a near-optimal lottery in \mathcal{L}). To choose the next lottery to be asked, we use the *maxmin* criterion.

Maxmin Optimization. Under preference uncertainty, one may be interested in the lottery p_* that performs best in the worst-case scenario. Since the value of any lottery $p \in \mathcal{L}$ is equal to $u(p)/w(p)$ with the WEU model, the maxmin lottery p_* is formally defined by:

$$p_* \in \arg \max_{p \in \mathcal{L}} \min_{(u, w) \in \mathcal{U} \times \mathcal{W}} \frac{u(p)}{w(p)}$$

The key observation to determine p_* is that the constraints obtained when asking uQueries are completely decoupled from the ones obtained when asking wQueries . Therefore, minimizing $u(p)/w(p)$ for a fixed lottery p amounts to minimizing $u(p)$ over \mathcal{U} and maximizing $w(p)$ over \mathcal{W} .

In order to obtain a guarantee on the quality of p_* with respect to the other options in \mathcal{L} , we now wish to determine an upper bound $\text{UB}(q, p_*)$ on how much another lottery

$q \in \mathcal{L}$ could be preferred to p_* (i.e., how large $u(q)w(p_*) - u(p_*)w(q)$ can be). For any $p \in \mathcal{L}$, we denote by $\underline{u}(p)$ and $\bar{u}(p)$ (resp. $\underline{w}(p)$ and $\bar{w}(p)$) the minimal and maximal values of $u(p)$ for $u \in \mathcal{U}$ (resp. $w(p)$ for $w \in \mathcal{W}$). Given two lotteries $p, q \in \mathcal{L}$, it can easily be checked that $\bar{u}(q)\bar{w}(p) - \underline{u}(p)\underline{w}(q) \geq u(q)w(p) - u(p)w(q)$ for all $(u, w) \in \mathcal{U} \times \mathcal{W}$, and therefore one can set $\text{UB}(q, p_*) = \bar{u}(q)\bar{w}(p_*) - \underline{u}(p_*)\underline{w}(q)$. Thus, an upper bound on how bad the choice of p_* could be is:

$$\text{UB}(p_*) = \max_{q \in \mathcal{L} \setminus \{p_*\}} \text{UB}(q, p_*)$$

For some given sets \mathcal{U} and \mathcal{W} , it might be the case that $\text{UB}(p_*)$ is too large, meaning that recommending p_* is a bad decision in the worst-case scenario. In this situation, we collect new preference queries to reduce \mathcal{U} and \mathcal{W} until $\text{UB}(p_*)$ becomes smaller than a given acceptable threshold; in particular, if $\text{UB}(p_*) = 0$, then p_* is necessarily the best option. Note that the obtained guarantee is looser than the one obtained by minmax regret [Savage, 1951] as:

$$\bar{u}(q)\bar{w}(p) - \underline{u}(p)\underline{w}(q) \geq \max_{(u, w) \in \mathcal{U} \times \mathcal{W}} (u(q)w(p) - u(p)w(q))$$

However, the minmax regret induces quadratic optimization problems (instead of linear ones) which are relatively difficult to optimize in general.

Query Generation Strategy. At each step of the elicitation process, we compute both a maxmin lottery p_* and a challenger maxmax lottery p^* defined by:

$$p^* \in \arg \max_{q \in \mathcal{L} \setminus \{p_*\}} \text{UB}(q, p_*).$$

By definition, lottery p^* is the one that may induce the largest loss when recommending p_* . To decrease $\text{UB}(p_*) = \text{UB}(p^*, p_*) = \bar{u}(p^*)\bar{w}(p_*) - \underline{u}(p_*)\underline{w}(p^*)$ as much as possible, we first compute $\max\{\bar{u}(p_*) - \underline{u}(p_*)\bar{w}(p_*) - \underline{w}(p_*)\bar{u}(p^*) - \underline{u}(p^*)\bar{w}(p^*) - \underline{w}(p^*)\bar{u}(p^*)\}$. Then, depending on which is maximum, we ask either, respectively, $\text{uQuery}(\alpha, p_*)$, $\text{wQuery}(\alpha, p_*)$, $\text{uQuery}(\alpha, p^*)$, or $\text{wQuery}(\alpha, p^*)$ with an appropriate value α . We now discuss the choice of α so as to obtain the most informative query.

Consider a query of type $\text{wQuery}(\alpha, p)$ for a given p . We want to choose α so that the imprecision on $w(p)$ is reduced as much as possible in the worst-case scenario of answers. Therefore, we choose α in order to obtain a query³ allowing $w(p)$ to be compared to $(\bar{w}(p) + \underline{w}(p))/2$. This strategy enables to reduce the imprecision on $w(p)$ by 50% regardless of the DM's answer. The procedure is similar for choosing α in queries of type uQuery .

Compact Representation of u and w . A first approach for representing functions u and w leads to the introduction of two variables representing $u(z)$ and $w(z)$ for any relevant consequence z (i.e. the consequences that appear at least once in the set \mathcal{L} of lotteries to be compared). However, this approach becomes more and more inefficient as the number and/or the size of lotteries increase. It directly

³In this case, the exact expression of α is:
 $\alpha := (\bar{w}(p) + \underline{w}(p))(\bar{w}(p) + \underline{w}(p) - 2w(x_+))$

impacts the number of variables defining the set of admissible functions u and w but also the number of constraints that must be considered to enforce the desired monotony of those two functions. For this reason, we adopt a more compact representation consisting in approximating functions u and w by monotone spline functions [Ramsay, 1988; Perny *et al.*, 2016].

Spline functions are piecewise polynomials whose pieces connect with a high degree of smoothness. They have a large capacity to approximate complex shapes and guarantee that smooth curves will be derived from smooth data (for more details, see e.g., [Beatty and Barsky, 1987]). On a given interval $[a, b]$, a spline function f is defined as a linear combination of m basis spline functions f_i , $i \in \{1, \dots, m\}$, i.e. $f(x) = \sum_{i=1}^m \lambda_i f_i(x)$. The definition of the basis spline functions is based on a subdivision of $[a, b]$ into k parts $[\xi_j, \xi_{j+1}]$, $j \in \{1, \dots, k-1\}$, with $\xi_1 = a$ and $\xi_k = b$. The basis spline functions are piecewise polynomials on $[a, b]$ as they are polynomials on each interval $[\xi_j, \xi_{j+1}]$, $j \in \{1, \dots, k-1\}$; therefore, f is also piecewise polynomial on $[a, b]$ by construction. Moreover, adjacent polynomials have matching derivatives (insuring the smoothness). In this work, we use cubic splines (defined on $[a, b] = [0, 1]$) as they are known to offer a good compromise between smoothness and flexibility (see e.g., [Beatty and Barsky, 1987]).

When one wants to enforce the monotonicity of function f , a standard approach is to use a basis of monotone spline functions, namely I -splines [Ramsay, 1988] denoted by I_i , $i \in \{1, \dots, m\}$. For illustrative purpose, Fig. 1 shows a basis composed of six cubic I -spline functions, together with a spline function generated from this basis.

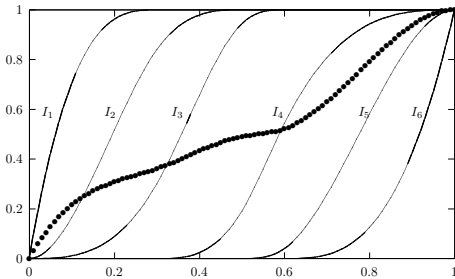


Figure 1: The six cubic I -splines associated with the subdivision of $[0, 1] = [0, .3] \cup [.3, .5] \cup [.5, .6] \cup [.6, 1]$, together with function $f(x) = 0.3I_1 + 0.2I_3 + 0.5I_5$ (dotted line).

As function u must be non-decreasing with $u(0) = 0$ and $u(1) = 1$, we define u as a convex combination of I -splines:

$$u(x) = \sum_{i=1}^m \lambda_i^u I_i(x) \quad (4)$$

where $\lambda_i^u \geq 0$ for all $i \in \{1, \dots, m\}$ and $\sum_{i=1}^m \lambda_i^u = 1$. Similarly, since w is a non-increasing function with $w(0) = 1$ and $w(1) = 0$, we define w by:

$$w(x) = 1 - \sum_{i=1}^m \lambda_i^w I_i(x) \quad (5)$$

where $\lambda_i^w \geq 0$ for all $i \in \{1, \dots, m\}$ and $\sum_{i=1}^m \lambda_i^w = 1$. Equations 4 and 5 provide a compact definition of functions u and w using only $2m$ parameters, a number which remains

constant as the number of lotteries increase. Without any knowledge of the DM's preferences, function u can be any function in $\mathcal{U} = \{\sum_{i=1}^m \lambda_i^u I_i, (\lambda_1^u, \dots, \lambda_m^u) \in U\}$, where:

$$U = \{(\lambda_1^u, \dots, \lambda_m^u) \in [0, 1]^m, \sum_{i=1}^m \lambda_i^u = 1\}$$

Similarly, w can initially be any element of the set $\mathcal{W} = \{1 - \sum_{i=1}^m \lambda_i^w I_i, (\lambda_1^w, \dots, \lambda_m^w) \in W\}$, where:

$$W = \{(\lambda_1^w, \dots, \lambda_m^w) \in [0, 1]^m, \sum_{i=1}^m \lambda_i^w = 1\}$$

We now explain how this spline representation is used in our elicitation procedure. To this end, we show how values $\underline{u}(p)$, $\bar{u}(p)$, $\underline{w}(p)$ and $\bar{w}(p)$ are computed for any lottery p . By using our spline representation in Equation 2 (resp. 3), we observe that any u Query (resp. w Query) yields a linear constraint on parameters λ_i^u (resp. λ_i^w). Those linear constraints are then imposed to elements of U and W which are therefore characterized by linear constraints. Remark that sets U and W are two convex polyhedra that implicitly represent \mathcal{U} and \mathcal{W} at any time of the process.

Moreover, note that, for any lottery p , $u(p)$ (resp. $w(p)$) is linear in parameters λ_i^u (resp. λ_i^w). Thus computing $\underline{u}(p)$ and $\bar{w}(p)$ can be achieved by solving the following linear programs (LPs):

$$\mathcal{P}_u \begin{cases} \min_{\lambda_1^u, \dots, \lambda_m^u} \sum_{i=1}^m \lambda_i^u \sum_x p(x) I_i(x) \\ (\lambda_1^u, \dots, \lambda_m^u) \in U \end{cases}$$

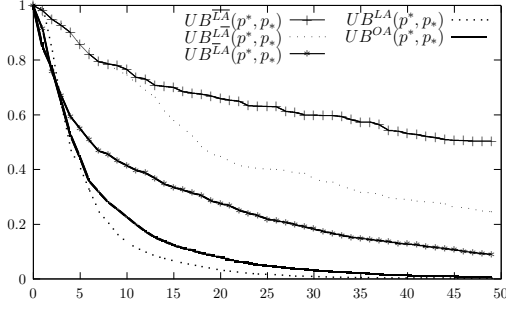
$$\mathcal{P}_w \begin{cases} \min_{\lambda_1^w, \dots, \lambda_m^w} \sum_{i=1}^m \lambda_i^w \sum_x p(x) I_i(x) \\ (\lambda_1^w, \dots, \lambda_m^w) \in W \end{cases}$$

where LP \mathcal{P}_u (resp. \mathcal{P}_w) is used to minimize $u(p)$ (resp. maximize $w(p)$). Note that \mathcal{P}_w is here stated as a minimization problem because $\max\{1-x\} = 1 - \min\{x\}$. Values $\bar{u}(p)$ and $\underline{w}(p)$ can similarly be obtained by changing the minimization problems into maximization problems.

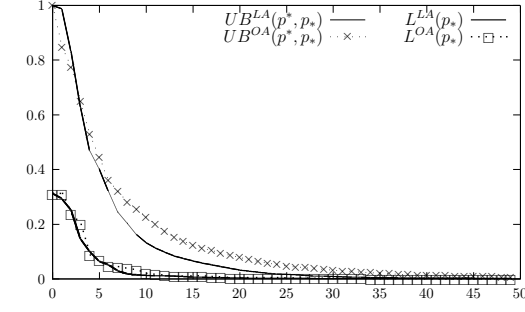
5 Experiments

We carried out numerical tests in order to assess both the average number of queries required by our approach and the quality of the returned lottery. Interactions with the DM are simulated by generating answers to queries using WEU with two hidden, randomly generated, functions u_h and w_h . To model u_h and w_h , we use splines generated by a basis of $m = 12$ cubic I -spline functions as defined in Eq. 4, 5.

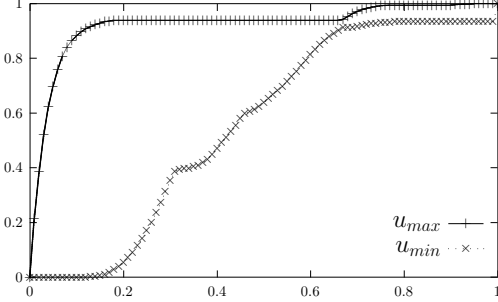
Number of queries. Our query generation strategy (described in the previous section and denoted by LA hereafter) is characterized by both the rule for selecting the lottery on which a query is asked and the rule for choosing the probability parameter α . In order to assess the impact of each of these rules, we investigate other strategies relaxing either the former and/or the latter. The different elicitation strategies obtained are denoted by $\bar{L}A$, $L\bar{A}$ and $\bar{L}\bar{A}$, where L (resp. \bar{L}) means that the queried lottery is chosen as in our strategy (resp. is chosen randomly) and A (resp. \bar{A}) means that parameter α is chosen as in our strategy (resp. is chosen randomly). Finally, we also consider strategy OA that,



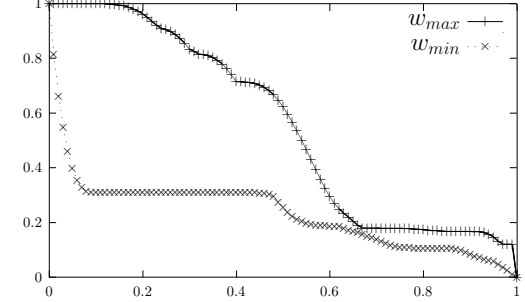
(a) Reduction of $UB(p^*, p_*)$ as the number of queries increases (results averaged over 50 runs).



(b) Reduction of $UB(p^*, p_*)$ and $L(p_*)$ as the number of queries increases (results averaged over 50 runs).



(c) Minimal and maximal values that can be taken by the spline representing u_h at the end of one run.



(d) Minimal and maximal values that can be taken by the spline representing w_h at the end of one run

instead of asking a query on the lotteries p_* and p^* , asks a query on the *outcome* (hence the O) in their support for which the value-imprecision is the highest; those queries are easier to answer for a DM as lotteries can be quite complex objects. We denote by $UB^S(p^*, p_*)$ the upper bound obtained with strategy S , $S \in \{LA, \bar{LA}, \tilde{LA}, \tilde{\bar{LA}}\}$. Fig. 2a plots the decrease of $UB^S(p^*, p_*)$ according to the number of queries averaged over 50 randomly generated sets \mathcal{L} of possible lotteries. Each set \mathcal{L} contains 1000 lotteries such that no stochastic dominance relation exist between them. The support of each lottery has a size generated uniformly in $\{1, \dots, 10\}$ and consists of values generated uniformly in $(0, 1)$. One observes that $UB^{LA}(p^*, p_*)$ decreases efficiently; for instance, $UB^{LA}(p^*, p_*) \leq 0.05$ after only 15 queries. If queries are issued on outcomes (strategy OA), the performance is slightly lower and 22 queries are required to reach $UB^{OA}(p^*, p_*) = 0.05$. By contrast, the other strategies S are not able to reduce effectively $UB^S(p^*, p_*)$.

Quality of the returned lottery. We recall that the bound $UB^S(p^*, p_*)$ is a pessimistic estimate of the actual loss $L^S(p_*)$ that would be entailed by stopping the elicitation process and choosing lottery p_* :

$$L^S(p_*) = \max_{q \in \mathcal{L} \setminus \{p_*\}} \{u_h(q)w_h(p_*) - u_h(p_*)w_h(q)\}.$$

Fig. 2b evaluates how far $UB^S(p^*, p_*)$ is from $L^S(p_*)$ for $S \in \{LA, OA\}$ (the two best strategies w.r.t. the number of queries). We observe that during the entire elicitation process, $L^S(p_*)$ is much lower than $UB^S(p^*, p_*)$ for both $S = LA$ and $S = OA$. In fact, $L^S(p_*)$ reaches 0 after only 10 queries for both elicitation strategies. This shows that, even if one

decides an early interruption of the elicitation process (w.r.t. the estimate $UB^S(p^*, p_*)$), the chosen lottery p_* is likely to be optimal w.r.t. u_h and w_h .

Interest of the incremental approach. In Fig. 2c and 2d, we plot the model that has been learned with our strategy on one run of 50 queries. The lines u_{min} and u_{max} (resp. w_{min} and w_{max}) give the minimal and maximal values that can be taken by the spline function u (resp. w) approximating u_h (resp. w_h) in each point according to the answers of the DM. Interestingly enough, it appears that functions u and w are far from being fully elicited, while the estimated loss is already tiny and lottery p_* is almost surely optimal. This illustrates the main interest of the incremental approach that interweaves elicitation and optimization.

Computation time. We monitored the computation time required by our approach as it is crucial that the DM does not wait a prohibitively long time between two queries⁴. Even for a large set \mathcal{L} consisting of 1400 lotteries, the overall computation time for 30 queries is 12sec. and, for instance, the 20th query requires less than 0.5sec (average times on 50 runs).

Other experiments. We tested how our approach is affected by varying the size of \mathcal{L} and the maximum number of branches in the lotteries. Whichever strategy S is used, we did not observe a significant increase in the number of queries required to decrease efficiently $UB^S(p^*, p_*)$.

⁴Implementation in Java using Gurobi 5.6.3 for the LPs. Times are wall-clock times on a 2.4 GHz Intel Core i5 machine with 8G main memory.

6 Conclusion

We proposed an incremental elicitation procedure for the WEU model to solve the problem of identifying, within a given set of lotteries, a near-optimal solution. The efficiency of the method relies on a redefinition of functions u and w as monotone spline functions, which considerably reduces the elicitation burden while keeping a high descriptive power. Moreover, we have shown that, contrary to RDU, WEU has the strong advantage that functions u and w can easily be elicited concurrently in an incremental elicitation setting.

References

- [Allais, 1953] M. Allais. Le comportement de l'homme rationnel devant le risque: Critique des postulats et axiomes de l'ecole americaine. *Econometrica*, 21(4):pp. 503–546, 1953.
- [Beatty and Barsky, 1987] J.C. Beatty and B.A. Barsky. *An introduction to splines for use in computer graphics and geometric modeling*. Morgan Kaufmann, 1987.
- [Chajewska et al., 2000] U. Chajewska, D. Koller, and R. Parr. Making rational decisions using adaptive utility elicitation. In *AAAI/IAAI*, pages 363–369, 2000.
- [Chew, 1983] S.H. Chew. A generalization of the quasilinear mean with applications to the measurement of income inequality and decision theory resolving the Allais paradox. In *Econometrica*, 1983.
- [Chew, 1989] S.H. Chew. Axiomatic utility theories with the betweenness property. *Annals of operations Research*, 19(1):273–298, 1989.
- [Fishburn, 1982] P.C. Fishburn. Nontransitive measurable utility. *Journal of Mathematical Psychology*, 26:31–67, 1982.
- [Fishburn, 1983] P.C. Fishburn. Transitive measurable utility. *Journal of Economic Theory*, 31(2):293–317, 1983.
- [Kahneman and Tversky, 1979] D. Kahneman and A. Tversky. Prospect theory: An analysis of decisions under risk. *Econometrica*, pages 263–291, 1979.
- [Nakamura, 1989] Y. Nakamura. Risk attitudes for nonlinear measurable utility. *Annals of Operations Research*, 19:pp. 311–333, 1989.
- [Nguyen et al., 2014] T.H. Nguyen, A. Yadav, B. An, M. Tambe, and C. Boutilier. Regret-based optimization and preference elicitation for Stackelberg security games with uncertainty. In *Proceedings of AAAI 2014*, pages 756–762, 2014.
- [Perny et al., 2016] P. Perny, P. Viappiani, and A. Boukhatem. Incremental preference elicitation for decision making under risk with the rank-dependent utility model. In *Proceedings of UAI 2016*, July 2016.
- [Quiggin, 1993] J. Quiggin. *Generalized Expected Utility Theory: The Rank-Dependent Model*. Kluwer, 1993.
- [Ramsay, 1988] J.O. Ramsay. Monotone regression splines in action. *Statistical science*, pages 425–441, 1988.
- [Savage, 1951] L. Savage. The Theory of Statistical Decision. In *Journal of the American Statistical Association*, 1951.
- [von Neumann and Morgenstern, 1947] J. von Neumann and O. Morgenstern. *Theory of games and economic behaviour*. Princeton University Press, 1947.
- [Wang and Boutilier, 2003] T. Wang and C. Boutilier. Incremental Utility Elicitation with the Minimax Regret Decision Criterion. In *Proceedings of IJCAI'03*, pages 309–316, 2003.