

Radical zinc-atom-transfer-based carbozincation of haloalkynes with dialkylzincs

Fabrice Chemla, Florian Dulong, Franck Ferreira, Alejandro Pérez-Luna

► **To cite this version:**

Fabrice Chemla, Florian Dulong, Franck Ferreira, Alejandro Pérez-Luna. Radical zinc-atom-transfer-based carbozincation of haloalkynes with dialkylzincs. *Beilstein Journal of Organic Chemistry*, Beilstein-Institut, 2013, 9, pp.236-245. <10.3762/bjoc.9.28>. <hal-01543100>

HAL Id: hal-01543100

<https://hal.sorbonne-universite.fr/hal-01543100>

Submitted on 20 Jun 2017

HAL is a multi-disciplinary open access archive for the deposit and dissemination of scientific research documents, whether they are published or not. The documents may come from teaching and research institutions in France or abroad, or from public or private research centers.

L'archive ouverte pluridisciplinaire **HAL**, est destinée au dépôt et à la diffusion de documents scientifiques de niveau recherche, publiés ou non, émanant des établissements d'enseignement et de recherche français ou étrangers, des laboratoires publics ou privés.



Radical zinc-atom-transfer-based carbozincation of haloalkynes with dialkylzincs

Fabrice Chemla*, Florian Dulong, Franck Ferreira and Alejandro Pérez-Luna*

Full Research Paper

Open Access

Address:

Institut Parisien de Chimie Moléculaire (UMR 7201), FR 2769, UPMC Univ Paris 06, CNRS, Bâtiment F 2ème et., Case 183, 4 place Jussieu, F-75005 Paris, France

Email:

Fabrice Chemla* - fabrice.chemla@upmc.fr; Alejandro Pérez-Luna* - alejandro.perez_luna@upmc.fr

* Corresponding author

Keywords:

carbenoids; carbometallation; carbozincation; radicals; tandem reaction

Beilstein J. Org. Chem. **2013**, *9*, 236–245.

doi:10.3762/bjoc.9.28

Received: 13 November 2012

Accepted: 08 January 2013

Published: 04 February 2013

This article is part of the Thematic Series "Carbometallation chemistry".

Guest Editor: I. Marek

© 2013 Chemla et al; licensee Beilstein-Institut.

License and terms: see end of document.

Abstract

The formation of alkylidenezinc carbenoids by 1,4-addition/carbozincation of dialkylzincs or alkyl iodides based on zinc atom radical transfer, in the presence of dimethylzinc with β -(propargyloxy)enoates having pendant iodo- and bromoalkynes, is disclosed. Formation of the carbenoid intermediate is fully stereoselective at $-30\text{ }^{\circ}\text{C}$ and arises from a formal *anti*-selective carbozincation reaction. Upon warming, the zinc carbenoid is stereochemically labile and isomerizes to its more stable form.

Introduction

The last few years have witnessed a gaining interest in the use of organozinc reagents as nontoxic radical precursors or mediators [1-3]. As part of this development, the so-called radical-polar reactions in which alkylzinc reagents are used as mediators in a radical transformation that affords a new zincated species, have emerged as valuable tools in synthesis. Pivotal to the processes disclosed so far using alkylzinc derivatives is zinc atom radical transfer [4]. In general terms, the reaction involves a radical chain process initiated by the formation of an alkyl radical from the organozinc derivative in the presence of oxygen [5-14]. The newly formed radical then undergoes one or more radical transformations before being reduced by the alkylzinc reagent through homolytic substitution at zinc,

producing a new organozinc derivative along with an alkyl radical that sustains a radical chain. Overall, the in situ transformation of simple organozinc reagents into more elaborate ones is thus achieved, and subsequent reaction with electrophiles is possible [15-30].

More specifically, building on well-established addition reactions of carbon-centered radicals to carbon-carbon double and triple bonds, such reactivity has been advantageously employed in the context of carbozincation chemistry [31]. The intramolecular carbozincation of unactivated terminal alkenes following zinc atom transfer processes, including a *5-exo-trig* cyclization step, has been reported. This is, for instance, the case in the for-

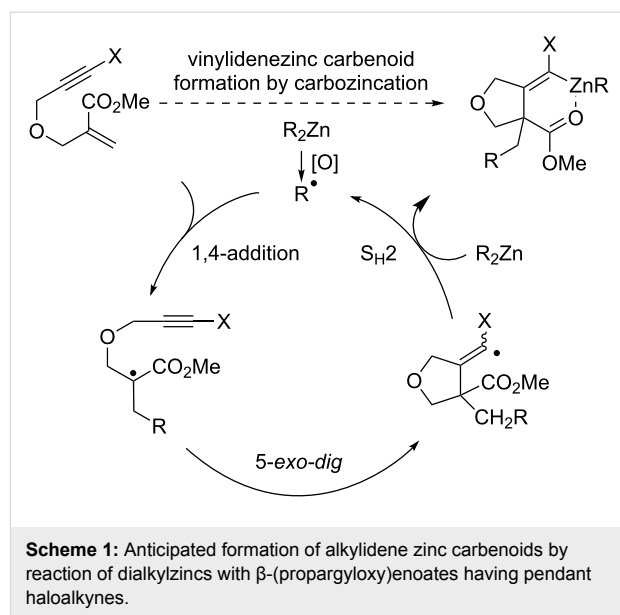
mation of (pyrrolidylmethyl)zinc and (tetrahydrofuranyl-methyl)zinc derivatives by reaction of dialkylzinc, organozinc and copper–zinc mixed reagents with (*N*-allyl)aminoenoates [32–34] and β -(allyloxy)enoates [35], in the formation of (pyrrolidonylmethyl)zinc by condensation of dialkylzincs with *N,N*-diallylpropiolamide [36], and also in the cyclization of alkenylzinc iodides to cyclopentylmethylzinc iodides, formerly believed to be anionic in nature [4]. Carbozincations of alkynes based on zinc atom transfer have also been disclosed. The reaction of dialkylzincs or of alkyl iodides in the presence of $\text{Me}_2\text{Zn}/\text{O}_2$ with β -(propargyloxy)enoates entails the intramolecular carbometallation of the pendant alkynes substituted by silyl, alkyl, aryl, alkenyl or amino groups by a 5-*exo dig* radical cyclization step [37,38]. Intermolecular carbozincation of terminal arylacetylenes [39] and of diethyl acetylenedicarboxylate [40] has been achieved by dialkylzinc-mediated radical additions. Worthy of note is that in some cases the zinc-atom-transfer-based carbozincation of alkynes can occur with *anti* selectivity [38,40], and thereby represents a complementary approach to transition-metal-mediated carbozincations, which are generally *syn*-selective [41–46].

To explore further the possibilities offered by zinc atom transfer processes we considered the possibility to prepare alkyldenezinc carbenoids by radical-based carbozincation of haloalkynes. Such carbenoids are multipurpose reagents [47] that are typically prepared from 1,1'-dihaloalkenes, either by lithium/halogen exchange followed by transmetalation with zinc salts or by direct zinc/halogen exchange [48–50]. Alternatively, they can also be prepared efficiently by selective monohalogenation of alkyldene *gem*-bimetallic intermediates [51].

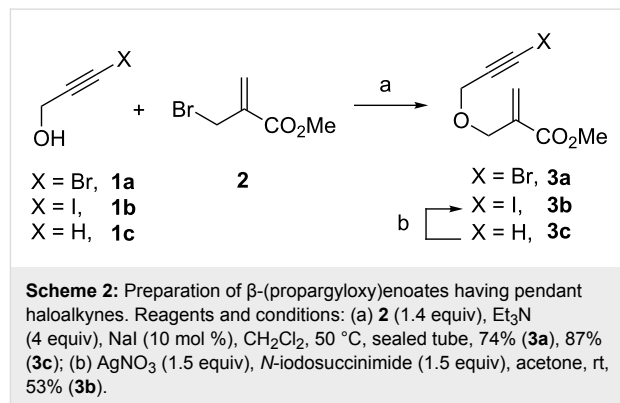
To the best of our knowledge, the preparation of alkyldenezinc carbenoids by the direct carbozincation of haloalkynes has not been reported [52]. As a starting point to develop such an approach, we reasoned that the reaction of dialkylzincs with β -(propargyloxy)enoates bearing pendant haloalkynes would be ideally suited (Scheme 1). On the one hand it would provide a means to control totally the regioselectivity of the radical addition to the haloalkyne, and on the other hand the envisioned zinc atom transfer to an α -halo vinylic radical should be favorable as a result of the presence of the ester moiety. Hereafter, we disclose our findings concerning this reaction.

Results and Discussion

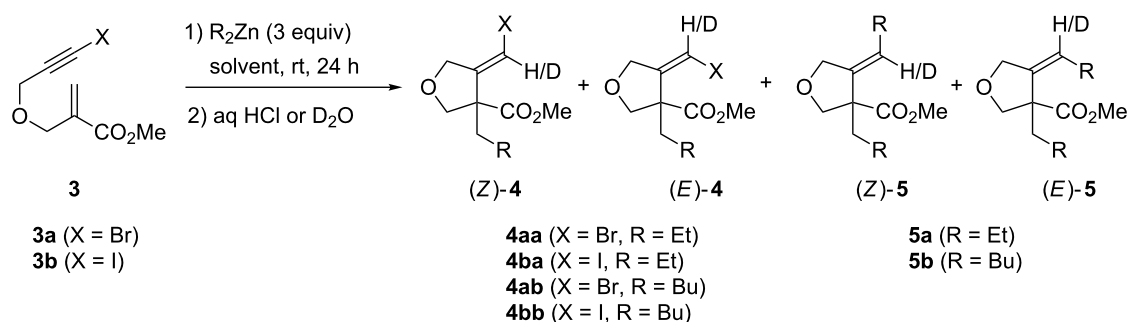
β -(Propargyloxy)enoates **3a** and **3b** having a pendant bromoalkyne and an iodoalkyne moiety, respectively, were prepared by condensation of propargylic alcohols **1** with methyl 2-(bromomethyl)acrylate (**2**) (Scheme 2). Enoate **3a** was readily obtained by direct reaction of 3-bromopropargyl alcohol (**1a**).



By contrast, the reaction of the iodo analogue **1b** with **2** proved troublesome as it led to inseparable mixtures of the desired enoate **3b** and non-iodinated enoate **3c**. Thus, **3b** was best prepared by iodinating (AgNO_3/NIS) the terminal alkyne of enoate **3c** prepared from propargyl alcohol (**1c**) and acrylate **2**.



According to our previously optimized conditions for the 1,4-addition/carbozincation reaction of dialkylzincs with β -(propargyloxy)enoates [37,38], bromoalkyne **3a** was treated with Et_2Zn at room temperature in Et_2O under an argon atmosphere (Table 1, entry 1). To our delight, following acidic work-up, the expected methylenetetrahydrofuranyl bromide **4aa** was obtained in 43% isolated yield as a mixture of diastereoisomers in a 77:23 *Z/E* ratio [53]. Hydrolysis with D_2O evidenced the intermediate formation of an alkyldene zinc carbenoid as deuterated **4aa-D** was produced (Table 1, entry 2). As previously noted in the case of similar 1,4-addition/carbozincation sequences [37,38], deuterium incorporation was nearly quantitative for the *Z* isomer, and much lower for the *E* one. More

Table 1: 1,4-addition/carbozincation of dialkylzincs with β -(propargyloxy)enoates **3** having pendant haloalkynes in the presence of traces of air.^a

Entry	Enoate	X	Solvent	R	Products (Yield ^b (%) [dr ^c (Z/E)])
1	3a	Br	Et ₂ O	Et	4aa (43 [77:23]); 5a (40 [79:21])
2	3a	Br	Et ₂ O	Et	4aa-D ^d (44 [81(90% D):19(10% D)]); 5a-D ^d (35 [84(85% D):16(40% D)])
3	3b	I	Et ₂ O	Et	4ba (40 ^e [98:2]); 5a (21 ^e [82:18])
4	3a	Br	Et ₂ O	<i>n</i> -Bu	4ab (76 [70:30]); 5b (7 [nd] ^f)
5	3b	I	Et ₂ O	<i>n</i> -Bu	4bb (58 [98:2])
6	3a	Br	CH ₂ Cl ₂	Et	4aa (39 ^d [78:22]); 5a (17 ^d [91:9])
7	3a	Br	CH ₂ Cl ₂	<i>n</i> -Bu	4ab (37 [76:24]); 5b (12 [nd] ^f)

^aReaction conditions: R₂Zn (3 equiv), rt, 24 h under Ar atmosphere (see Experimental section).

^bCombined yield of diastereomers after chromatography unless otherwise noted.

^cDetermined by ¹H NMR analysis of the crude material.

^dThe reaction mixture was quenched with D₂O. The percentage of deuterium incorporation is given in parenthesis for each compound.

^eDetermined by ¹H NMR spectroscopy based on analysis of the crude mixture with biphenyl as internal standard.

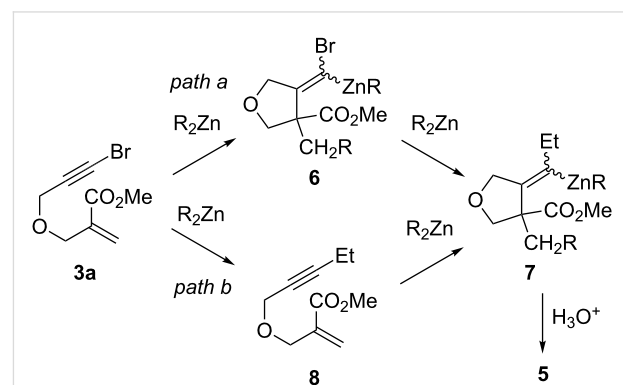
^fNot determined.

unexpectedly, however, 40% of alkylidenetetrahydrofuran **5a**, wherein the bromine atom had been substituted by an ethyl group, was also isolated as a 79:21 *Z/E* mixture. Deuterium labeled **5a-D** was produced following hydrolysis with D₂O (Table 1, entry 2), thereby showing that an alkylidenzinc intermediate was being formed in the generation of this side-product under these reaction conditions.

When iodoalkyne **3b** was used, a similar 40% yield of vinylic iodide **4ba** was obtained, but this time exclusively as the *Z* isomer (Table 1, entry 3). **5a** was also produced, but in a lower 21% yield and similar diastereoselectivity (82:18 *Z/E* ratio). Significantly lower levels of side-product formation arising from halogen substitution were observed when *n*-Bu₂Zn was used, thus leading to improved results (Table 1, entries 4 and 5). The reaction with bromoalkyne **3a** provided vinylic bromide **4ab** in 76% yield and 70:30 *Z/E* ratio and only 7% of **5b**. Better, the reaction with iodoalkyne **3b** afforded exclusively iodide **4bb** in 58% yield and complete diastereoselectivity in favor of the (*Z*) isomer. Formation of substitution side-products was also diminished when CH₂Cl₂ was used as the solvent instead of Et₂O, even though this had little impact on the efficiency and diastereoselectivity of vinyl halide formation (Table 1, entries 6 and 7). Reaction of Et₂Zn with **3a** provided

vinylic bromide **4aa** in 39% yield (78:22 *Z/E* ratio) and **5a** in 17% yield, while reaction of *n*-Bu₂Zn gave **4ab** in 37% yield (76:24 *Z/E* ratio) and **5b** in 12% yield. It is worthy of note that no difference was observed between the different dialkylzincs in this case.

The formation of alkylidenzinc derivatives **7** leading to compounds **5** is intriguing (Scheme 3). A first possible mechanistic route could involve the reaction of zinc carbenoid **6** and the

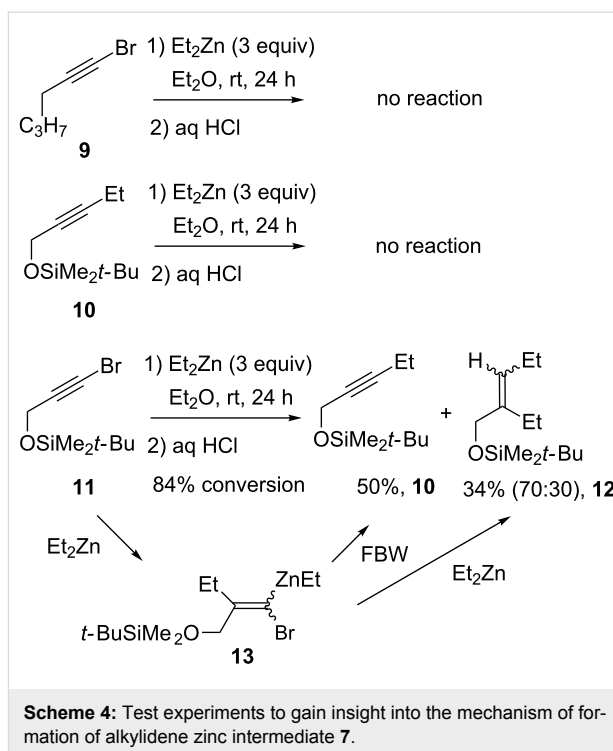


Scheme 3: Possible reaction pathways to account for the formation of product **5**.

excess of dialkylzinc reagent via the intermediate formation of a zincate [48–51] (Scheme 3, path a). The stereoselectivity of such rearrangements is often dependent on the substrate structure, so the diastereopurity of **5** is not necessarily informative about that of **6** [48–51]. An alternative possibility to account for the formation of **7** could be the reaction of the dialkylzinc reagent with enoate **8** arising from a prior substitution of bromoalkyne **3a** with the dialkylzinc reagent (Scheme 3, path b). Both the diastereoselectivity and the levels of deuterium incorporation are very close to those obtained for the reaction of diethylzinc with pure **8** [37], which argues in favor of this mechanistic scenario.

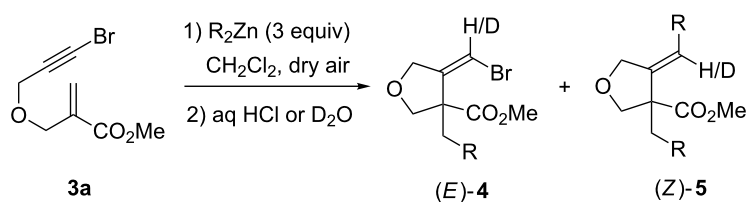
To try to discriminate between these possibilities we conducted some additional test experiments (Scheme 4). In agreement with the general consideration that dialkylzinc reagents do not undergo uncatalyzed cross-coupling reactions with bromoalkynes, no reaction was observed between Et_2Zn and 1-bromohexyne (**9**) [54]. By contrast, bromoalkyne **11** having a silyloxy group at the propargylic position reacted smoothly to afford ethyl-substituted alkyne **10** along with alkene **12**, which had incorporated two ethyl groups. **12** was isolated as a mixture of diastereoisomers in 70:30 dr. The fact that no reaction takes place between pure **10** and Et_2Zn indicates that **12** is not formed by carbozincation. Hence, most likely it is formed by the reaction of Et_2Zn and carbenoid **13** arising from the carbozincation of **11** (Scheme 4). Moreover, if **13** is indeed formed, it would also lead to alkyne **10** following Fritsch–Buttenberg–Wieschell (FBW) rearrangement [55–57]. Since the presence of the oxygen atom in the propargylic position should facilitate the carbometallation reaction [58], this mechanistic pathway provides a plausible explanation for the fact that bromine substitution occurs from α -oxogenated bromoalkyne **11** and not from **9**.

Regarding our 1,4 addition/carbocyclization sequence, these test experiments provide two important pieces of evidence for the behavior of **3a** in the presence of a dialkylzinc. First, β -alkoxy bromoalkynes undergo direct substitution with Et_2Zn to some extent. Second, alkyldenezinc carbenoids react with dialkylzincs to afford the bromine substitution product. Thus, formation of alkyldenezinc compound **7** (and thereby **5**) most probably arises from both depicted mechanistic pathways (paths a and b, Scheme 3). In such a situation, we reasoned that in both possibilities, reducing the reaction time would limit the production of the unwanted side-products by limiting the contact time between the dialkylzinc reagent and either the starting bromoalkyne or the generated zinc carbenoid. Thus, we considered adding air to the reaction media in order to accelerate the oxidation of the dialkylzinc species and therefore radical production (Table 2).



A reduced amount of side-product **5** was indeed observed in the reaction of enoate **3a** with Et_2Zn in CH_2Cl_2 at room temperature in the presence of added dry air (Table 2, entry 1). A mixture of vinyl bromide **4aa** and alkene **5a** in a 84:16 ratio and in 69% overall yield was obtained. However the diastereoselectivity of the formation of **4aa** dropped significantly. Lowering the reaction temperature had a highly beneficial impact on the reaction outcome. At 0 °C, the formation of **5a** was totally suppressed, and **4aa** was obtained with a much better diastereoselectivity, though remarkably in favor of the *E* isomer (Table 2, entry 2). At –30 °C, the exclusive and totally diastereoselective formation of (*E*)-**4aa** in excellent 89% isolated yield was obtained (Table 2, entry 3). Hydrolysis with D_2O led to (*E*)-**4aa-D** with 83% deuterium incorporation when either CH_2Cl_2 or DCE were used as solvent (entries 4 and 5), therefore evidencing the intermediate stereoselective formation of an alkyldene zinc carbenoid. Similar results were obtained by using *n*- Bu_2Zn , indicating that the process is quite general (Table 2, entry 6).

The diastereoselectivity of the formation of **4aa** seemed to be dependent not only on the reaction temperature, but also on the total reaction time (compare Table 1, entry 6 and Table 2, entry 1). Suspecting a possible *Z/E* isomerization of the alkyldenezinc carbenoid intermediate, we conducted an experiment wherein air was added to a mixture of enoate **3a** and Et_2Zn in CH_2Cl_2 at –30 °C, and the reaction was first kept for 1 h at this temperature and then for 23 h at room temperature (Table 2,

Table 2: 1,4-Addition/carbozincation of dialkylzincs on **3a** in the presence of added air.^a

Entry	R	Reaction conditions	Products [ratio]	Yield ^b (%)	dr ^c of product 4 (<i>E/Z</i>)
1	Et	rt, 1 h	4aa /(<i>Z</i>)- 5a [84:16]	69 ^d	54:46
2	Et	0 °C, 1 h	4aa	93	87:13
3	Et	-30 °C, 1 h	4aa	89	>98:2
4	Et	-30 °C, 1 h	4aa-D ^e	95 ^d	>98(83% D):2
5	Et	-30 °C, 1 h, DCE ^f	4aa-D ^e	89	>98(83% D):2
6	Bu	-30 °C, 1 h	4ab	93	>98:2
7	Et	-30 °C, 1 h then rt, 24h	4aa /(<i>Z</i>)- 5a [78:22]	78 ^d	44:56
8	Et	-30 °C, 1 h then rt, 24 h	4aa-D ^e /(<i>Z</i>)- 5a-D ^g [78:22]	78 ^d	44(<10% D):56(<10% D)

^aReaction conditions : R₂Zn (3 equiv), CH₂Cl₂, dry air was bubbled at once into the reaction mixture, which was then kept under Ar atmosphere (see Experimental section).

^bCombined yield of products after chromatography unless otherwise noted.

^cDetermined by ¹H NMR analysis of the crude material.

^dDetermined by ¹H NMR spectroscopy based on analysis of the crude mixture with biphenyl as the internal standard.

^eThe reaction mixture was quenched with D₂O. The percentage of deuterium incorporation is given in parenthesis for each isomer.

^fDCE = 1,2-dichloroethane was used as solvent instead of CH₂Cl₂.

^g30% deuterium incorporation was observed for product **5a-D**.

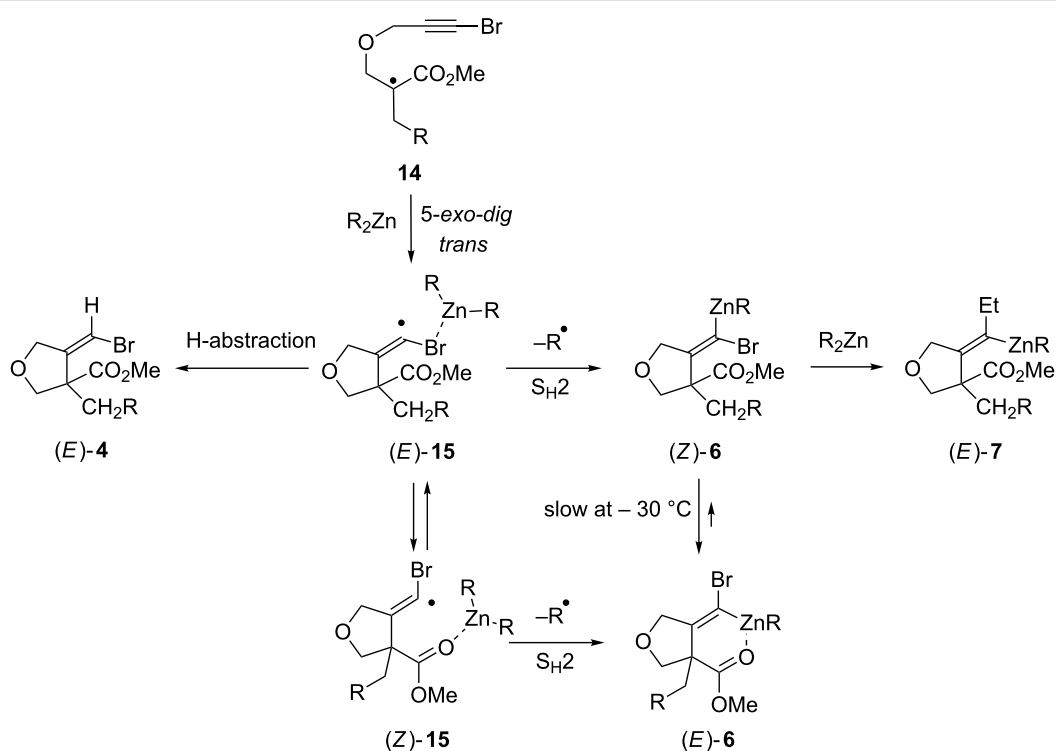
entry 7). Following acidic quench, very similar results to those noted for the same reaction carried out at room temperature (Table 2, entry 1) were observed. **4aa** was recovered in 61% yield as a 56:44 mixture of isomers along with alkene (*Z*)-**5a** in 22% yield. It is worthy to note that very low levels of deuterium incorporation were observed in this case.

These results have a three-fold consequence. First, they indicate that *Z/E* isomerization of the alkylidenezinc carbenoid occurs between -30 °C and room temperature. Second, it demonstrates that alkene **5a** can be formed by the reaction between the zinc carbenoid and Et₂Zn (Scheme 3, path a), and that in such a case the transformation is stereoselective. Third, when oxygen is introduced into the reaction media, the alkylidenezinc carbenoid is eventually demetallated upon standing at room temperature.

The different results obtained for the 1,4-addition/carbozincation of enoates having pendant bromoalkynes are consistent with our anticipated zinc atom radical transfer mechanism (Scheme 1) and can be rationalized according to the following scenario (Scheme 5). The process involves the initial 1,4-addition of radical R to the starting enoate and the subsequent 5-*exo-dig* cyclisation of enoxy radical **14** to provide

α-bromovinyl radical **15** of *E* geometry. Substitution by electron-withdrawing groups slows down *E* to *Z* isomerization of vinylic radicals, and therefore, due to the presence of the bromine atom, interconversion of (*E*)-**15** into (*Z*)-**15** should not be fast. Thus, (*E*)-**15** reacts by Zn atom transfer prior to its equilibration to provide stereoselectively carbenoid (*Z*)-**6** [59] and to some extent by H-atom transfer to give reduced bromoalkene (*E*)-**4** [60]. Upon warming, (*Z*)-**6** isomerizes to its more stable isomer (*E*)-**6** wherein the zinc atom is coordinated intramolecularly to the adjacent ester. To a minor extent, reaction with the excess dialkylzinc present in the reaction media provides alkylidenezinc (*E*)-**7** stereoselectively. Note, however, that in the case where reactions are conducted at room temperature, *E/Z* equilibration of the intermediate radical **15** should be faster and zinc atom transfer from (*Z*)-**15** may also contribute to the formation of (*E*)-**6**.

Two situations are next to be distinguished. Under the conditions involving excess air, carbenoid **6** is protonated in the reaction media (even though we have not identified the proton source). It is possible that protonation occurs prior to full *E* to *Z* isomerization and vinyl bromide **4** is obtained in low diastereoselectivity. Under the conditions involving only a trace of air, after 24 h at room temperature, carbenoid **6** is still present and



Scheme 5: Mechanistic rationale for the reaction of dialkylzincs with β -(propargyloxy)enoate **3a**.

total *Z* to *E* isomerization has occurred. The reason why vinyl bromide **4** is only isolated with moderate diastereoselectivity following hydrolysis, is that (*E*)-**4**, formed from (*E*)-**15** by H-abstraction, is present from the start.

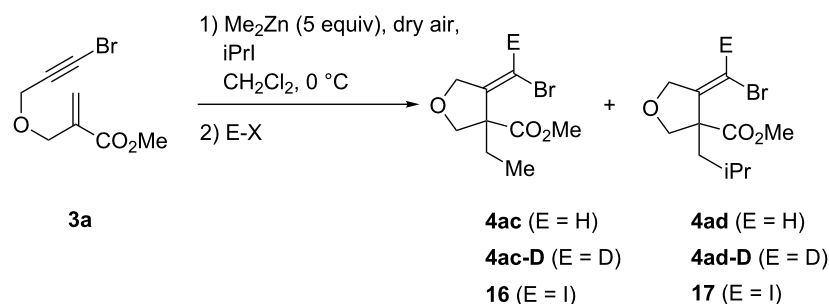
We finally considered the prospect to carry out the carbozincation of bromoalkynes using a combination of an alkyl iodide and dimethylzinc (Table 3). Towards this end, we first treated enoate **3a** with Me_2Zn , following our previously reported optimized conditions for the 1,4-addition/carbozincation of β -(propargyloxy)enoates with Me_2Zn [38], which proceeds in CH_2Cl_2 at $0\text{ }^\circ\text{C}$ and under continuous introduction of dry air over a period of 1 h (Table 3, entry 1). After acidic quench, vinylic bromide (*E*)-**4ac** [61] was isolated in 77% yield as a single diastereoisomer. The stereoselective formation of an alkylidenezinc carbenoid intermediate was this time evidenced by treating the reaction mixture with iodine (Table 3, entry 2). Vinylic dihalide **16** was isolated in 64% yield, again as a single *Z* diastereoisomer. Thus, Me_2Zn showed a similar reactivity to its higher homologues Et_2Zn and $n\text{-Bu}_2\text{Zn}$, with the additional advantage that no direct formation of vinyl bromide (*E*)-**4ac** by hydrogen abstraction was observed.

In the presence of 5 equiv *i*PrI, a mixture of two (diastereomerically pure) compounds **4ad** and **4ac** in 87:13 ratio was observed. Incorporation of the *i*Pr moiety was therefore the

major reaction pathway. The competitive addition of a Me group could be reduced by increasing the amount of *i*PrI to 10 equiv (Table 3, entries 3 and 4). However, in this case, significant amounts of vinylic dihalide **17** were also isolated. Thus, if large amounts of iodide are used, radical iodine atom transfer between *i*PrI and the α -bromovinylic radical **15** resulting from the cyclization step (Scheme 5) becomes competitive with the desired zinc atom transfer and hampers the carbozincation process.

Conclusion

In conclusion, we have shown that β -(propargyloxy)enoates having pendant iodo- and bromoalkynes undergo a 1,4-addition/carbozincation sequence by reaction with dialkylzincs or with alkyl iodides in the presence of dimethylzinc. The sequence involves a radical chain mechanism initiated by air and provides the proof of concept that alkylidenezinc carbenoids can be prepared by carbozincation based on zinc atom transfer. In the disclosed process, we have demonstrated that the formation of a bromocarbenoid intermediate is fully stereoselective at $-30\text{ }^\circ\text{C}$ and arises from a formal *anti*-selective carbozincation reaction. Upon warming, the zinc carbenoid is stereochemically labile and isomerizes to its more stable form. In the absence of added air, no decomposition of the carbenoid intermediate is observed at room temperature for at least 24 h. Deuterium labeling and iodolysis experiments evidence that the zinc carbenoids

Table 3: Me₂Zn-mediated 1,4-addition/carbozincation of alkyl iodides with **3a** in the presence of added air.^a

Entry	iPrI (equiv)	E-X	Yield ^b (%)	Products [ratio]
1	0	H ₂ O	77	4ac ^c
2	0	I ₂	64	16
3 ^d	5	H ₂ O	59	4ad/4ac [87:13]
4 ^d	10	H ₂ O	87	4ad/4ac/17 [75:6:19]
5 ^d	10	D ₂ O	75	4ad-D/4ac-D/17 [75 (95% D):6 (95% D):19]

^aReaction conditions: Me₂Zn (5 equiv), iPrI (equiv), CH₂Cl₂, 0 °C, 20 mL dry air was bubbled during 1 h into the reaction mixture via a syringe pump.

^bCombined yield of isolated products after chromatography unless otherwise noted.

^cThe product was contaminated with ~10% of product resulting from the addition of the dichloromethyl radical (**4ae**, R = CHCl₂).

^d3 equiv Me₂Zn were used.

prepared under such reactions can act as typical nucleophiles and should, thus, be well-suited for subsequent functionalization [47-51]. Furthermore, as indicated with the formation of some side-products observed during this work, they should also react readily as electrophiles toward organometallic nucleophiles and undergo intramolecular nucleophilic substitution reactions [47-51].

Experimental

Experiments involving organometallic compounds were carried out in dried glassware under a positive pressure of dry Ar. All solvents were distilled to remove stabilizers and dried with a MBRAUN Solvent Purification System SPS-800. *n*-Bu₂Zn (Fluka, ~1 N in heptane), Et₂Zn (Aldrich, 1.0 M in hexanes), Me₂Zn (Aldrich, 1.0 M in heptane) and all other reagents were of commercial quality and were used without purification. ¹H NMR, ¹³C NMR spectra were recorded with a Bruker AVANCE 400 spectrometer fitted with BBFO probe with Z gradient. Chemical shifts are reported in δ relative to an internal standard of residual chloroform (δ 7.27 for ¹H NMR and 77.16 for ¹³C NMR). IR spectra were recorded with an ATR diamond spectrophotometer. High-resolution mass spectra (HRMS) were obtained on a Finnigan MAT 95.

General Procedure 1. Reaction of *n*-Bu₂Zn and Et₂Zn with β-(propargyloxy)enoates **3a and **3b** having pendant haloalkynes in the presence of a trace amount of air** (Table 1): Under argon, to a stirred solution of β-(propargyl-

oxy)enoate (0.2 mmol) in Et₂O (1 mL) at room temperature was added R₂Zn (0.6 mmol). The reaction mixture was stirred at room temperature for 24 h. The reaction was hydrolyzed with an aqueous solution of HCl (1 M, 10 mL). The layers were separated, the aqueous one being extracted with Et₂O (2 × 15 mL). The combined organic layers were washed with brine, dried over MgSO₄, and concentrated under reduced pressure, and the residue was purified by flash chromatography (pentane/ether).

General Procedure 2. Reaction of *n*-Bu₂Zn and Et₂Zn with β-(propargyloxy)enoate **3a in the presence of added air** (Table 2): Under argon, to a stirred solution of β-(propargyloxy)enoate **3a** (0.2 mmol) in CH₂Cl₂ (2 mL) at -30 °C was added R₂Zn (0.6 mmol). Air (2 mL) was bubbled at once into the solution via a syringe fitted with a CaCl₂ guard and the reaction mixture was stirred at -30 °C for 1 h. CH₂Cl₂ (20 mL) and an aqueous solution of HCl (1 M, 10 mL) were added to quench the reaction. The layers were separated, the aqueous one being extracted with Et₂O (2 × 15 mL). The combined organic layers were washed with brine, dried over MgSO₄, and concentrated under reduced pressure to afford the crude product.

(Z)-Methyl 4-(bromomethylene)-3-propyltetrahydrofuran-3-carboxylate ((Z)-4aa): Prepared according to general procedure 1 from enoate **3a** (50 mg, 0.2 mmol) and Et₂Zn (0.6 mL, 1.0 M in hexanes, 0.6 mmol). Purification by flash chromatography with pentane/ether (95:05) as eluent gave the title compound ((Z)-**4aa**) (19 mg, 33%) as a colorless oil. IR (neat):

2958, 1730, 1434, 1219, 1072, 938, 722 cm^{-1} ; ^1H NMR (400 MHz, CDCl_3) δ 6.34 (t, $J = 2.7$ Hz, 1H), 4.42 (d(AB system), $J = 9.1$ Hz, 1H), 4.40 (d br, $J = 2.9$ Hz, 2H), 3.84 (d(AB system), $J = 9.1$ Hz, 1H), 3.74 (s, 3H), 1.90 (m, 1H), 1.68 (m, 1H), 1.24 (m, 2H), 0.91 (t, $J = 7.3$ Hz, 3H); ^{13}C NMR (100 MHz, CDCl_3) δ 172.3, 146.6, 100.4, 75.7, 72.8, 58.5, 52.6, 39.5, 18.8, 14.2; HRMS–ESI (m/z): $[\text{M} + \text{Na}]^+$ calcd for $\text{C}_{10}\text{H}_{15}\text{O}_3\text{BrNa}$: 285.00968; found: 285.00990.

(E)-Methyl 4-(bromomethylene)-3-propyltetrahydrofuran-3-carboxylate ((E)-4aa): Prepared according to general procedure 2 from enoate **3a** (47 mg, 0.2 mmol) and Et_2Zn (0.6 mL, 1.0 M in hexanes, 0.6 mmol). The title compound ((E)-4aa) was isolated pure (47 mg, 89%) as a colorless oil and did not require further purification. IR (neat): 2960, 2873, 1769, 1730, 1433, 1217, 1122, 1074, 968, 938, 742 cm^{-1} ; ^1H NMR (400 MHz, CDCl_3) δ 6.15 (t, $J = 1.9$ Hz, 1H), 4.39 (dd(ABX system), $J = 12.7, 1.9$ Hz, 1H), 4.32 (dd(ABX system), $J = 12.7, 1.8$ Hz, 1H), 4.12 (d(AB system), $J = 8.9$ Hz, 1H), 3.97 (d(AB system), $J = 8.9$ Hz, 1H), 3.74 (s, 3H), 2.13 (td, $J = 13.5, 4.6$ Hz, 1H), 1.90 (dt, $J = 12.5, 4.4$ Hz, 1H), 1.50–1.30 (m, 1H), 1.30–1.25 (m, 1H), 0.95 (t, $J = 7.3$ Hz, 3H); ^{13}C NMR (100 MHz, CDCl_3) δ 173.3, 146.7, 98.5, 78.3, 73.8, 58.3, 52.7, 34.7, 17.9, 14.8; HRMS–ESI (m/z): $[\text{M} + \text{Na}]^+$ calcd for $\text{C}_{10}\text{H}_{15}\text{O}_3\text{BrNa}$: 285.0097; found: 285.0091.

(Z)-Methyl 4-(iodomethylene)-3-pentyltetrahydrofuran-3-carboxylate ((Z)-4bb): Prepared according to general procedure 1 from enoate **3b** (40 mg, 0.14 mmol) and Bu_2Zn (0.42 mL, ~1 N in heptane, 0.42 mmol). Purification by flash chromatography with pentane/ether (80:20) as eluent gave the title compound ((Z)-4bb) (28 mg, 58%) as a colorless oil. IR (neat): 2951, 2925, 2856, 1731, 1434, 1230, 1073, 939, 730 cm^{-1} . ^1H NMR (400 MHz, CDCl_3) δ 6.36 (t, $J = 2.6$ Hz, 1H), 4.49 (d(AB system), $J = 9.1$ Hz, 1H), 4.31 (d br, $J = 2.6$ Hz, 2H), 3.90 (d(AB system), $J = 9.1$ Hz, 1H), 3.74 (s, 3H), 1.90 (m, 1H), 1.66 (m, 1H), 1.40–1.20 (m, 6H), 0.91 (t, $J = 6.9$ Hz, 3H); ^{13}C NMR (100 MHz, CDCl_3) δ 172.3, 152.4, 76.5, 76.2, 71.3, 59.7, 52.7, 37.3, 32.0, 25.1, 22.5, 14.1.

(E)-Methyl 4-(bromomethylene)-3-pentyltetrahydrofuran-3-carboxylate ((E)-4ab): Prepared according to general procedure 2 from enoate **3a** (47 mg, 0.2 mmol) and Bu_2Zn (0.6 mL, ~1 N in heptane, 0.6 mmol). The title compound ((E)-4ab) was isolated pure (55 mg, 93%) as a colorless oil and did not require further purification. IR (neat): 2955, 2927, 2856, 1771, 1733, 1433, 1260, 1230, 1217, 1122, 1074, 936, 910, 731 cm^{-1} ; ^1H NMR (400 MHz, CDCl_3) δ 6.15 (t, $J = 1.9$ Hz, 1H), 4.39 (dd(ABX system), $J = 12.7, 2.0$ Hz, 1H), 4.32 (dd(ABX system), $J = 12.7, 1.8$ Hz, 1H), 4.12 (d(AB system), $J = 8.9$ Hz, 1H), 3.97 (d(AB system), $J = 8.9$ Hz, 1H), 3.74 (s, 3H), 2.15

(td, $J = 13.7, 4.2$ Hz, 1H), 1.91 (dt, $J = 12.2, 4.4$ Hz, 1H), 1.50–1.20 (m, 6H), 0.88 (t, $J = 7.0$ Hz, 3H); ^{13}C NMR (100 MHz, CDCl_3) δ 173.3, 146.7, 98.6, 78.3, 73.9, 58.2, 52.7, 32.5, 32.4, 24.1, 22.7, 14.3; HRMS–ESI (m/z): $[\text{M} + \text{Na}]^+$ calcd for $\text{C}_{12}\text{H}_{19}\text{O}_3\text{BrNa}$: 313.0410; found: 313.0413.

(E)-Methyl 4-(bromomethylene)-3-ethyltetrahydrofuran-3-carboxylate ((E)-4ac) (Table 3, entry 1): Under argon, to a stirred solution of β -(propargyloxy)enoate **3a** (46 mg, 0.2 mmol) in CH_2Cl_2 (1 mL) at 0 °C was added Me_2Zn (1 mL, 1.0 M in heptane, 1.0 mmol). Air (20 mL) was slowly introduced over 1 h into the solution via a syringe pump by using a syringe fitted with a CaCl_2 guard. The reaction mixture was then stirred at 0 °C for 1 h. CH_2Cl_2 (5 mL) was then added, and the reaction was hydrolyzed with an aqueous solution of HCl (1 M, 5 mL). The layers were separated, the aqueous one being extracted with CH_2Cl_2 (3×10 mL). The combined organic layers were washed with brine, dried over MgSO_4 and concentrated under reduced pressure. Purification by flash chromatography on silica gel (pentane/ether 80:20) afforded the title compound ((E)-4ac) (38 mg, 77%) as a colorless oil. IR (neat): 2953, 1767, 1731, 1638, 1229, 1138, 1034, 936, 786 cm^{-1} ; ^1H NMR (400 MHz, CDCl_3) δ 6.17 (t, $J = 1.9$ Hz, 1H), 4.41 (dd(ABX system), $J = 12.7, 1.9$ Hz, 1H), 4.33 (dd(ABX system), $J = 12.7, 1.9$ Hz, 1H), 4.13 (d(AB system), $J = 8.9$ Hz, 1H), 3.98 (d(AB system), $J = 8.9$ Hz, 1H), 3.75 (s, 3H), 2.21 (m, 1H), 2.00 (m, 1H), 0.96 (t, $J = 7.5$ Hz, 3H); ^{13}C NMR (100 MHz, CDCl_3) δ 173.2, 146.4, 98.5, 77.9, 73.8, 58.5, 52.6, 25.2, 8.9; HRMS–ESI (m/z): $[\text{M} + \text{Na}]^+$ calcd for $\text{C}_9\text{H}_{13}\text{O}_3\text{BrNa}$: 270.99403; found: 270.99477.

(E)-Methyl 4-(bromomethylene)-3-isobutyltetrahydrofuran-3-carboxylate ((E)-4ad) (Table 3, entry 4): Under argon, to a stirred solution of β -(propargyloxy)enoate **3a** (47 mg, 0.2 mmol) and $i\text{PrI}$ (0.2 mL, 2.0 mmol) in CH_2Cl_2 (1 mL) at 0 °C was added Me_2Zn (0.6 mL, 1.0 M in heptane, 0.6 mmol). Air (20 mL) was slowly introduced over 1 h into the solution via a syringe pump by using a syringe fitted with a CaCl_2 guard. The reaction mixture was then stirred at 0 °C for 1 h. CH_2Cl_2 (5 mL) was then added and the reaction was hydrolyzed with an aqueous solution of HCl (1 M, 5 mL). The layers were separated, the aqueous one being extracted with CH_2Cl_2 (3×10 mL). The combined organic layers were washed with brine, dried over MgSO_4 and concentrated under reduced pressure. Purification by flash chromatography on silica gel (pentane/ether 50:50) afforded the title compound ((E)-4ad) (36 mg, 65%) as a colorless oil. IR (neat): 2953, 2870, 1732, 1640, 1230, 1126, 1073, 937, 695 cm^{-1} ; ^1H NMR (400 MHz, CDCl_3) δ 6.15 (t, $J = 1.9$ Hz, 1H), 4.40 (d, $J = 1.9$ Hz, 2H), 4.15 (d(AB system), $J = 8.9$ Hz, 1H), 4.02 (d(AB system), $J = 8.9$ Hz, 1H), 3.74 (s, 3H), 2.05 (m, 2H), 1.77 (m, 1H), 0.96 (d, $J = 8.4$ Hz,

3H), 0.95 (d, $J = 8.4$ Hz, 3H); ^{13}C NMR (100 MHz, CDCl_3) δ 173.1, 146.9, 98.6, 78.0, 73.6, 58.1, 52.5, 40.5, 24.9, 24.5, 24.4; HRMS–ESI (m/z): $[\text{M} + \text{Na}]^+$ calcd for $\text{C}_{11}\text{H}_{17}\text{O}_3\text{BrNa}$: 299.02533; found: 299.02606.

(Z)-Methyl 4-(bromiodomethylene)-3-ethyltetrahydrofuran-3-carboxylate (16) (Table 3, entry 2): Under argon, to a stirred solution of β -(propargyloxy)enoate **3a** (45 mg, 0.2 mmol) in CH_2Cl_2 (1 mL) at 0°C was added Me_2Zn (1 mL, 1.0 M in heptane, 1.0 mmol). Air (20 mL) was slowly introduced over 1 h into the solution via a syringe pump by using a syringe fitted with a CaCl_2 guard. The reaction mixture was then stirred at 0°C for 1 h. A solution of I_2 (330 mg, 1.3 mmol) in THF (1 mL) was then added at the same temperature, and the mixture was stirred for 1 h. CH_2Cl_2 (10 mL) followed by an aqueous solution of $\text{Na}_2\text{S}_2\text{O}_3$ (10%) were added. The layers were separated, the aqueous one being extracted with CH_2Cl_2 (2×10 mL). The combined organic layers were washed with HCl (1 M) (10 mL) and brine (10 mL), dried over MgSO_4 , and concentrated under reduced pressure. Purification by flash chromatography on silica gel (pentane/ether 80:20) afforded the title compound **16** (46 mg, 64%) as a pale yellow oil. IR (neat): 2947, 2878, 1730, 1630, 1432, 1236, 1081, 941 cm^{-1} ; ^1H NMR (400 MHz, CDCl_3) δ 4.32 (d(AB system), $J = 14.0$ Hz, 1H), 4.27 (d(AB system), $J = 14.0$ Hz, 1H), 4.24 (d(AB system), $J = 8.8$ Hz, 1H), 4.15 (d(AB system), $J = 8.8$ Hz, 1H), 3.75 (s, 3H), 2.21 (m, 1H), 1.95 (m, 1H), 0.98 (t, $J = 7.5$ Hz, 3H); ^{13}C NMR (100 MHz, CDCl_3) δ 172.4, 152.4, 80.1, 79.5, 60.9, 52.8, 41.2, 25.5, 9.0; HRMS–ESI (m/z): $[\text{M} + \text{Na}]^+$ calcd for $\text{C}_9\text{H}_{12}\text{O}_3\text{BrINa}$: 396.89067; found: 396.89159.

(Z)-Methyl 4-(bromiodomethylene)-3-isobutyltetrahydrofuran-3-carboxylate (17) (Table 3, entry 4): The title compound was obtained as a side-product following the above-described procedure for the preparation of (*E*)-**4ad**. It could not be isolated pure after column chromatography, but characteristic NMR spectroscopic data were obtained. ^1H NMR (400 MHz, CDCl_3) δ 4.32 (d(AB system), $J = 14.0$ Hz, 1H), 4.29 (d(AB system), $J = 14.0$ Hz, 1H), 4.24 (d(AB system), $J = 8.9$ Hz, 1H), 4.21 (d(AB system), $J = 8.9$ Hz, 1H), 3.75 (s, 3H), 2.10 (dd, $J = 14.5, 6.8$ Hz, 1H), 1.95 (dd, $J = 14.5, 5.0$ Hz, 1H), 1.81 (m, 1H), 0.98 (d, $J = 6.7$ Hz, 3H), 0.95 (d, $J = 6.6$ Hz, 3H); ^{13}C NMR (100 MHz, CDCl_3) δ 172.5, 152.9, 80.3, 79.8, 58.3, 52.7, 41.9, 40.7, 24.7, 24.5, 23.8.

References

- Bazin, S.; Feray, L.; Bertrand, M. P. *Chimia* **2006**, *60*, 260–265.
- Akindede, T.; Yamada, K.-i.; Tomioka, K. *Acc. Chem. Res.* **2009**, *42*, 345–355. doi:10.1021/ar800166q
- Seyferth, D. *Organometallics* **2001**, *20*, 2940–2955. doi:10.1021/om010439f
- Cohen, T.; Gibney, H.; Ivanov, R.; Yeh, E. A.-H.; Marek, I.; Curran, D. P. *J. Am. Chem. Soc.* **2007**, *129*, 15405–15409. doi:10.1021/ja076554k
- Lewiński, J.; Marciniak, W.; Lipkowski, J.; Justyniak, I. *J. Am. Chem. Soc.* **2003**, *125*, 12698–12699. doi:10.1021/ja036020t
- Lewiński, J.; Śliwiński, W.; Dranka, M.; Justyniak, I.; Lipkowski, J. *Angew. Chem., Int. Ed.* **2006**, *45*, 4826–4829. doi:10.1002/anie.200601001
- Lewiński, J.; Suwała, K.; Kubisiak, M.; Ochal, Z.; Justyniak, I.; Lipkowski, J. *Angew. Chem., Int. Ed.* **2008**, *47*, 7888–7889. doi:10.1002/anie.200803254
- Lewiński, J.; Bury, W.; Dutkiewicz, M.; Maurin, M.; Justyniak, I.; Lipkowski, J. *Angew. Chem., Int. Ed.* **2008**, *47*, 573–576. doi:10.1002/anie.200703125
- Lewiński, J.; Kościelski, M.; Suwała, K.; Justyniak, I. *Angew. Chem., Int. Ed.* **2009**, *48*, 7017–7020. doi:10.1002/anie.200902716
- Lewiński, J.; Suwała, K.; Kaczorowski, T.; Gałęzowski, M.; Gryko, D. T.; Justyniak, I.; Lipkowski, J. *Chem. Commun.* **2009**, 215–217. doi:10.1039/b813315h
- Jana, S.; Berger, R. J. F.; Fröhlich, R.; Pape, T.; Mittel, N. W. *Inorg. Chem.* **2007**, *46*, 4293–4297. doi:10.1021/ic062438r
- Mileo, E.; Benfatti, F.; Cozzi, P. G.; Lucarini, M. *Chem. Commun.* **2009**, 469–470. doi:10.1039/b818437b
- Maury, J.; Feray, L.; Bazin, S.; Clément, J.-L.; Marque, S. R. A.; Siri, D.; Bertrand, M. P. *Chem.–Eur. J.* **2011**, *17*, 1586–1595. doi:10.1002/chem.201002616
- Mukherjee, D.; Ellern, A.; Sadow, A. D. *J. Am. Chem. Soc.* **2012**, *134*, 13018–13026. doi:10.1021/ja303440n
- Bertrand, M. P.; Feray, L.; Nougier, R.; Perfetti, P. *J. Org. Chem.* **1999**, *64*, 9189–9193. doi:10.1021/jo9912404
- Bazin, S.; Feray, L.; Siri, D.; Naubron, J.-V.; Bertrand, M. P. *Chem. Commun.* **2002**, 2506–2507. doi:10.1039/b206695e
- Bazin, S.; Feray, L.; Vanthuyne, N.; Bertrand, M. P. *Tetrahedron* **2005**, *61*, 4261–4274. doi:10.1016/j.tet.2005.02.042
- Bazin, S.; Feray, L.; Vanthuyne, N.; Siri, D.; Bertrand, M. P. *Tetrahedron* **2007**, *63*, 77–85. doi:10.1016/j.tet.2006.10.049
- Maury, J.; Feray, L.; Perfetti, P.; Bertrand, M. P. *Org. Lett.* **2010**, *12*, 3590–3593. doi:10.1021/ol101519w
- Maury, J.; Mouysset, D.; Feray, L.; Marque, S. R. A.; Siri, D.; Bertrand, M. P. *Chem.–Eur. J.* **2012**, *18*, 3241–3247. doi:10.1002/chem.201102366
- Van der Deen, H.; Kellog, R. M.; Feringa, B. L. *Org. Lett.* **2000**, *2*, 1593–1595. doi:10.1021/ol005843+
- Miyabe, H.; Asada, R.; Yoshida, K.; Takemoto, Y. *Synlett* **2004**, 540–542. doi:10.1055/s-2004-815407
- Miyabe, H.; Asada, R.; Takemoto, Y. *Tetrahedron* **2005**, *61*, 385–393. doi:10.1016/j.tet.2004.10.104
- Yamada, K.-i.; Umeki, M.; Maekawa, M.; Yamamoto, Y.; Akindede, T.; Nakano, M.; Tomioka, K. *Tetrahedron* **2008**, *64*, 7258–7265. doi:10.1016/j.tet.2008.05.069
- Yamada, K.-i.; Konishi, T.; Nakano, M.; Fujii, S.; Cadou, R.; Yamamoto, Y.; Tomioka, K. *J. Org. Chem.* **2012**, *77*, 5775–5780. doi:10.1021/jo300944f
- Cozzi, P. G. *Angew. Chem., Int. Ed.* **2006**, *45*, 2951–2954. doi:10.1002/anie.200504239
- Cozzi, P. G. *Adv. Synth. Catal.* **2006**, *348*, 2075–2079. doi:10.1002/adsc.200606178
- Cozzi, P. G.; Mignogna, A.; Vicennati, P. *Adv. Synth. Catal.* **2008**, *350*, 975–978. doi:10.1002/adsc.200700572

29. Fernández-Ibáñez, M. A.; Maciá, B.; Minnaard, A. J.; Feringa, B. L. *Angew. Chem., Int. Ed.* **2008**, *47*, 1317–1319. doi:10.1002/anie.200704841
30. Cozzi, P. G.; Benfatti, F.; Guiteras Capdevila, M.; Mignogna, A. *Chem. Commun.* **2008**, 3317–3318. doi:10.1039/b805197f
31. Pérez-Luna, A.; Botuha, C.; Ferreira, F.; Chemla, F. *New J. Chem.* **2008**, *32*, 594–606. doi:10.1039/b716292h
32. Denes, F.; Chemla, F.; Normant, J. F. *Angew. Chem., Int. Ed.* **2003**, *42*, 4043–4046. doi:10.1002/anie.200250474
33. Denes, F.; Cutri, S.; Pérez-Luna, A.; Chemla, F. *Chem.–Eur. J.* **2006**, *12*, 6506–6513. doi:10.1002/chem.200600334
34. Denes, F.; Pérez-Luna, A.; Chemla, F. *J. Org. Chem.* **2007**, *72*, 398–406. doi:10.1021/jo061603h
35. Giboulot, S.; Pérez-Luna, A.; Botuha, C.; Ferreira, F.; Chemla, F. *Tetrahedron Lett.* **2008**, *49*, 3963–3966. doi:10.1016/j.tetlet.2008.04.108
36. Feray, L.; Bertrand, M. P. *Eur. J. Org. Chem.* **2008**, 3164–3170. doi:10.1002/ejoc.200800242
37. Pérez-Luna, A.; Botuha, C.; Ferreira, F.; Chemla, F. *Chem.–Eur. J.* **2008**, *14*, 8784–8788. doi:10.1002/chem.200801451
38. Chemla, F.; Dulong, F.; Ferreira, F.; Nüllen, M.; Pérez-Luna, A. *Synthesis* **2011**, 1347–1360. doi:10.1055/s-0030-1259993
39. Chen, Z.; Zhang, Y.-X.; An, Y.; Song, X.-L.; Wang, Y.-H.; Zhu, L.-L.; Guo, L. *Eur. J. Org. Chem.* **2009**, 5146–5152. doi:10.1002/ejoc.200900858
40. Maury, J.; Feray, L.; Bertrand, M. P. *Org. Lett.* **2011**, *13*, 1884–1887. doi:10.1021/ol200419x
41. Stüdemann, T.; Knochel, P. *Angew. Chem., Int. Ed. Engl.* **1997**, *36*, 93–95. doi:10.1002/anie.199700931
42. Stüdemann, T.; Ibrahim-Ouali, M.; Knochel, P. *Tetrahedron* **1998**, *54*, 1299–1316. doi:10.1016/S0040-4020(97)10226-5
43. Gourdet, B.; Lam, H. W. *J. Am. Chem. Soc.* **2009**, *131*, 3802–3803. doi:10.1021/ja900946h
44. Normant, J. F.; Alexakis, A. *Synthesis* **1981**, 841–870. doi:10.1055/s-1981-29622
45. Chinkov, N.; Tene, D.; Marek, I. In *Metal-Catalyzed Cross Coupling Reactions*, 2nd ed.; Diederich, D.; de Meijere, A., Eds.; Wiley-VCH: New York, 2004; p 395.
46. Denès, F.; Pérez-Luna, A.; Chemla, F. *Chem. Rev.* **2010**, *110*, 2366–2447. doi:10.1021/cr800420x
47. Marek, I. *Chem. Rev.* **2000**, *100*, 2887–2900. doi:10.1021/cr990288e
48. Harada, T.; Katsuhira, T.; Oku, A. *J. Org. Chem.* **1992**, *57*, 5805–5807. doi:10.1021/jo00048a002
49. Harada, T.; Katsuhira, T.; Hara, D.; Kotani, Y.; Maejima, K.; Kaji, R.; Oku, A. *J. Org. Chem.* **1993**, *58*, 4897–4907. doi:10.1021/jo00070a027
50. Harada, T.; Katsuhira, T.; Hattori, K.; Oku, A. *Tetrahedron* **1994**, *50*, 7987–8002. doi:10.1016/S0040-4020(01)85284-4
51. Creton, I.; Marek, I.; Normant, J.-F. *Synthesis* **1996**, 1499–1508. doi:10.1055/s-1996-4422
52. Deng, C.-L.; Song, R.-J.; Liu, Y.-L.; Li, J.-H. *Adv. Synth. Catal.* **2009**, *351*, 3096–3100. doi:10.1002/adsc.200900588
The ZnCl₂ catalyzed Conia–ene reaction of iodoalkynes that in principle involves a vinylidene zinc carbenoid intermediate has been reported here.
53. The Z configuration for the major isomer was determined by NOE experiments on isolated pure (Z)-**4aa**. An NOE signal (3%) was observed between the vinylic proton and the protons of the methylene group of the propyl chain α to the ester.
54. Yeh, M. C. P.; Knochel, P. *Tetrahedron Lett.* **1989**, *30*, 4799–4802. doi:10.1016/S0040-4039(01)80511-6
55. Creton, I.; Rezaei, H.; Marek, I.; Normant, J. F. *Tetrahedron Lett.* **1999**, *40*, 1899–1902. doi:10.1016/S0040-4039(99)00090-8
56. Rezaei, H.; Marek, I.; Normant, J. F. *Tetrahedron* **2001**, *57*, 2477–2483. doi:10.1016/S0040-4020(01)00069-2
57. Rezaei, H.; Yamanoi, S.; Chemla, F.; Normant, J. F. *Org. Lett.* **2000**, *2*, 419–421. doi:10.1021/ol991117z
58. Fallis, A. G.; Forgione, P. *Tetrahedron* **2001**, *57*, 5899–5913. doi:10.1016/S0040-4020(01)00422-7
59. Takahashi, K.; Honda, T. *Org. Lett.* **2010**, *12*, 3026–3029. doi:10.1021/ol101034s
Zn-atom radical transfer is facilitated by coordination to a Lewis base. In the present case, the bromine atom may be coordinated to the dialkylzinc reagent and thereby activates it towards homolytic substitution. For a similar proposed coordination involving Sml₂, see this reference.
60. Even though the H-donor has not been identified, competitive H-atom transfer is a frequent side-reaction in the 1,4-addition/cyclization reaction of dialkylzincs with β -(propargyloxy)enoates, see references [37] and [38].
61. The stereochemical assignment was done on the basis of the comparison of the NMR data of **4ac** and **4aa**. Among others, the chemical shift ($\delta = 6.17$ ppm) and coupling constant of the vinylic proton ($J = 1.9$ Hz) are indicative of the E-configuration.

License and Terms

This is an Open Access article under the terms of the Creative Commons Attribution License (<http://creativecommons.org/licenses/by/2.0>), which permits unrestricted use, distribution, and reproduction in any medium, provided the original work is properly cited.

The license is subject to the *Beilstein Journal of Organic Chemistry* terms and conditions: (<http://www.beilstein-journals.org/bjoc>)

The definitive version of this article is the electronic one which can be found at: doi:10.3762/bjoc.9.28