



## Impact of greenspaces in city on avian species richness and abundance in Northern Africa

Hani Amir Aouissi, Julien Gasparini, Adnène Ibrahim Belabed, Zihad Bouslama

### ► To cite this version:

Hani Amir Aouissi, Julien Gasparini, Adnène Ibrahim Belabed, Zihad Bouslama. Impact of greenspaces in city on avian species richness and abundance in Northern Africa. *Comptes Rendus Biologies*, 2017, 340 (8), pp.394-400. 10.1016/j.crvi.2017.07.002 . hal-01616375

**HAL Id: hal-01616375**

**<https://hal.sorbonne-universite.fr/hal-01616375>**

Submitted on 13 Oct 2017

**HAL** is a multi-disciplinary open access archive for the deposit and dissemination of scientific research documents, whether they are published or not. The documents may come from teaching and research institutions in France or abroad, or from public or private research centers.

L'archive ouverte pluridisciplinaire **HAL**, est destinée au dépôt et à la diffusion de documents scientifiques de niveau recherche, publiés ou non, émanant des établissements d'enseignement et de recherche français ou étrangers, des laboratoires publics ou privés.



Distributed under a Creative Commons Attribution - NonCommercial - NoDerivatives 4.0 International License



## Ecology/Écologie

## Impact of greenspaces in city on avian species richness and abundance in Northern Africa

*Impact des espaces verts urbains sur la richesse spécifique et l'abondance d'oiseaux en Afrique du Nord*

Hani Amir Aouissi<sup>a</sup>, Julien Gasparini<sup>b,\*</sup>, Adnène Ibrahim Belabed<sup>a</sup>,  
Zihad Bouslama<sup>a</sup>

<sup>a</sup>Département de biologie, faculté des sciences, EcoSTAq, laboratoire d'écologie des systèmes terrestres et aquatiques, université Badji-Mokhtar, Annaba, Algeria

<sup>b</sup>Institut d'écologie et des sciences de l'environnement de Paris, Sorbonnes universités, UPMC, université Paris-6, UPEC, université Paris-7, CNRS, INRA, IRD, 75005 Paris, France

## ARTICLE INFO

## Article history:

Received 17 November 2016

Accepted after revision 20 July 2017

Available online 31 August 2017

## Keywords:

Algeria

Urbanization

Bird communities

Bird abundance

Greenspaces

Urban ecology

## ABSTRACT

Increasing urbanization is a major challenge in the context of global changes, because this environment is known to negatively impact biodiversity. It is therefore important to identify factors maintaining biodiversity in such areas. Here, we tested in 650 sites whether the greenspaces in urbanized area of Annaba (Algeria) has positive effects on avian species richness and abundances. Our results show that species detection ( $n = 26$ ) is more important during the breeding season as compared to the winter season, and that avian species richness is positively affected by the greenspaces. For most species, greenspaces impact positively their presence and abundances. Only the feral pigeon was less detected in greenspaces as compared to built-up areas. Our study therefore confirmed, for the first time in a Northern African city, that greenspaces significantly increase the species richness and abundances of birds, and shows that the season can profoundly affect such indicators.

© 2017 Académie des sciences. Published by Elsevier Masson SAS. This is an open access article under the CC BY-NC-ND license (<http://creativecommons.org/licenses/by-nc-nd/4.0/>).

## R É S U M É

Dans le contexte des changements globaux, l'accroissement de l'urbanisation est un important défi, puisque celui-ci affecte négativement la biodiversité. Il est donc primordial d'identifier les facteurs de l'environnement urbain qui favorisent la biodiversité. Dans cette étude, nous avons testé si les espaces verts de la ville d'Annaba (Algérie) avaient des effets positifs sur la richesse spécifique et l'abondance des oiseaux. Nos résultats montrent que la détection des espèces ( $n = 26$ ) est plus importante pendant la saison de reproduction qu'en période hivernale, et que la présence d'espaces verts affecte positivement cette richesse spécifique. Pour la plupart des espèces, les espaces verts affectaient positivement leurs présences et abondances. Seul le pigeon biset était plus détecté en zone construite

## Mots clés :

Algérie

Urbanisation

Communauté aviaire

Densité aviaire

Espaces verts

Écologie urbaine

\* Corresponding author at: Institut d'écologie et des sciences de l'environnement, université Pierre-et-Marie-Curie, 4, place Jussieu, 75005 Paris, France.  
E-mail address: [julien.gasparini@upmc.fr](mailto:julien.gasparini@upmc.fr) (J. Gasparini).

qu'en zone avec des espaces verts. Notre étude confirme, pour la première fois dans une ville d'Afrique du Nord, que les espaces verts en zones urbaines favorisent la richesse spécifique et l'abondance d'oiseaux.

© 2017 Académie des sciences. Publié par Elsevier Masson SAS. Cet article est publié en Open Access sous licence CC BY-NC-ND (<http://creativecommons.org/licenses/by-nc-nd/4.0/>).

## 1. Introduction

Nowadays, urban areas are in constant expansion (up to 1.2 million km<sup>2</sup> between 2000 and 2030 [1]) and are now recognized as a major challenge for biodiversity conservation in the context of global changes [2]. Indeed, the expansion of urban areas may have numerous and significant consequences on the evolution and ecology of population, and more largely on ecosystems. The ecological definition of urban areas, as “large concentrations of people and industrial activity that consume more available energy and material than can be produced, and produce more wastes than can be assimilated within the relatively small areas they occupy” [3], places humans at a keystone position in this environment. Urban ecosystems encompass specific environments regarding parasitism, pollutants or photoperiod, but also disturbances due to the presence of people, their activities, and wishes. For example, urban authorities can decide to manage urban nature to deal with negative perceptions of urban citizens. These social and bio-physical constraints contribute to classify urban ecosystems as “novel ecosystems” and may impact on local biodiversity. However, the functioning of such ecosystem remains poorly known, especially in the context of biodiversity [4].

A recent worldwide study has shown that urbanization decreased avian species richness, but tends to retain native species [5]. Such finding has been confirmed by local studies [6,7] and highlighted that avian species richness and abundances of an urban area can be used as indicators of biodiversity loss when compared to rural environments. It could be interesting to use a similar approach to investigate how the variability of urban environment would affect biodiversity. Indeed, urban areas are heterogeneous environments including built-up areas, open and greenspaces [8]. Recently, it has been advanced that the presence of greenspaces inside the cities could constitute a refuge for avian species and would host a high number of avian species [9]. Therefore, we first hypothesized that the greenspaces of urban areas could constitute a refuge for avian biodiversity [10,11], and we predicted that the avian species richness and abundances would be more important in greenspaces than in built-up areas. However, our indicators of avian biodiversity (species richness and abundances) can be highly variable among seasons. In particular, during the winter season, birds are supposed to be less detected due to lower activity and presences (migratory species) [12]. Therefore, the winter season could hide the positive effect of greenspaces when using such indicators of avian biodiversity. Unfortunately, little is known about the impact of the seasonal variability of avian biodiversity and how it is altering the measurements of avian species richness and abundances [13–15]. We thus

hypothesized that seasons may alter our measurements of avian biodiversity and may hide the positive effect of greenspaces in urban areas. If true, we can predict that the positive effect of greenspaces on species richness and abundances should be more pronounced during the breeding season than during the winter season.

In this study, we tested these predictions by sampling avian species in the urban tissue of Annaba (Algeria). We collected the presences (detected or not) and abundances of 28 avian species using the “Indice pontuel d'abondance” for 650 sites distributed in three different types of urban habitats (greenspaces, intermediate and built-up areas) during two different seasons (breeding and winter seasons).

## 2. Material and methods

### 2.1. Study area

Our study has been realized in the furthest northeast limit of Algeria, in Annaba (36°30' N & 37°03' N & 7°20' E & 8°40' E, Fig. 1). This city is located at 600 km from the capital Algiers; it extends at about 80 km on the

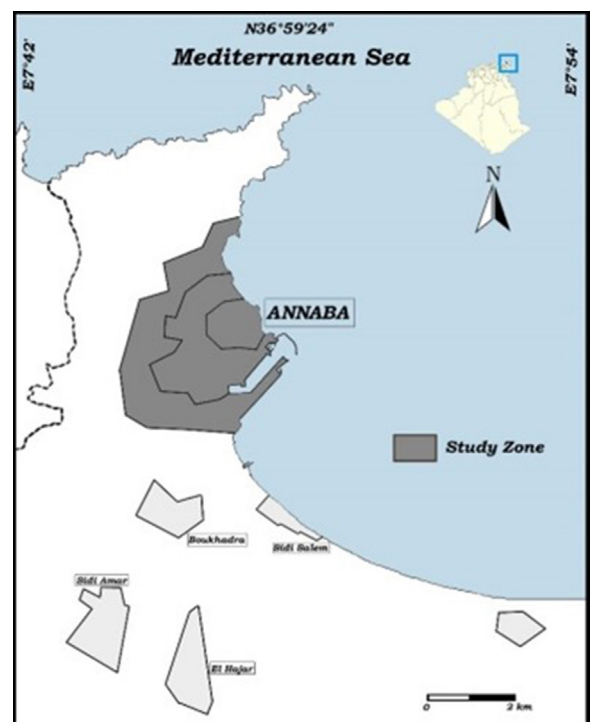


Fig. 1. Satellite map representing the study zone (From Belabed et al. [28]).

Mediterranean coast, it covers 1412 km<sup>2</sup>, the climate is typically Mediterranean, with an average annual temperature of 18 °C and an annual rainfall ranging from 650 to 1000 mm with a peak in winter and a deficit in summer. The massive Edough (highest altitude 850 m) borders the city to the north and the west, the Mediterranean Sea to the east, and the alluvial plain of the Seybouse River to the south [16].

## 2.2. Data collection

The study was conducted from 13 February 2013 until 31 January 2014 in the urban tissue of Annaba's downtown, including all parks and greenspaces surrounded by urban sites, mainly the Christian cemetery, the course of the revolution, and the plot Alexis-Lambert (Ex-Lambert and place George-Ishaq). We collected the presence and abundances of avian species encountered by visual and audio detection.

We used the “*Indice ponctuel d'abondance*” (IPA) [17] adapted here to the particular case of urban birds that are more visually detectable than forest birds. The IPA consists, for an observer, in staying motionless for several minutes and recording all contacts with birds (audio and visual). The sites of enumeration have been chosen in order to avoid overlapping by maintaining a minimum distance of 100 m between two sites (without binoculars). The count was performed two times by a single observer (H.A.A.) on 650 sites localized by GPS. The first one was realized at the beginning of spring and in summer (between 13 February 2013 and 21 August 2013), which includes sedentary species and breeding migratory ones (breeding season). The second was made later in the season (between 15 September 2013 and 31 January 2014) out of the breeding season (winter season). This binomial temporal classification was done in order to maximize the number of sampled sites. Indeed, the data collection on one site was done twice a day for the two seasons: early in the morning (6:00 GMT +1 to 8:00 GMT +1) and before the sunset (Approximately 17:00 GMT +1 to 19:00 GMT +1). Each observation lasts 15 minutes and consists of recording all birds' individuals seen or heard. In this context, it was not possible to restrict our sampling during two well-separated temporal classes, such as April–June (breeding season) versus November–January (wintering season). The 650 sites of collection were distributed into three different types of urban areas varying by the intensity of the built-up structure: greenspace, built-up and intermediate. Greenspace habitats are parks, cemeteries, and

wooded greenspaces in downtown. Built-up habitats are sites where the building is predominant without greenspaces, and without trees. The intermediate habitats are the sites where the presence of trees and greenery was noted, but with the built nearby [18]. From these data collection, we computed for each site, the presence or absence and the abundances of 28 species during breeding and winter season. We assumed that the non-detection of a species at one given site was due to the absence of this species. This assumption is quite strong for some species for which abundances are low, but allows us to examine how urban environments affect this index of presence of each species. We also computed the species richness for each site for the two seasons, which correspond to the number of species detected.

## 2.3. Statistical analyses

We investigated the influence of the environment (greenspaces, intermediate and built-up areas) and season (breeding or winter season) on the presence, abundance, and species richness of the avian community on the 650 sample sites by using GLM method. The goal of our analyses was not to obtain an absolute value of abundances and species richness, but rather to draw inference on the factors affecting the relative species abundances and species richness. We therefore used the GLM approach as suggested by [19]. All statistical analyses were performed using SAS (version 9.4). First, the presence was estimated as 0 (no individual of the species was detected) versus 1 (at least one individual of the species was recorded). We used a mixed model with binomial distribution (logit link function, proc glimmix) with the presence as the dependent variable and the species, the environment and the season, plus their interactions as explanatory variables. We included the site nested within the environment as a random factor to take pseudoreplication (the paired nature of our data collection) into account. As our sample sites are close from each other (less than 100 m), we needed to take into account for a potential non-independence of the presences and abundances among the closed sites. To do it, we added latitude and longitude information to the random statement of the model [20] to take into account the spatial autocorrelation among our sampling sites. Non-significant interactions were removed step by step to obtain the final model. Then, a similar mixed model was run on the abundance with the Poisson distribution. The abundance was estimated as the number of individuals recorded when the species was present (i.e.

**Table 1**

Output of the generalized mixed models explaining variations in the presence (binary distribution) and abundance (Poisson distribution) of birds according to the 28 considered species, the environment (greenspaces, intermediate or built-up areas), and the season (during the breeding or winter season). All interactions removed from the final model were non-significant.

Effects	Presence			Abundance		
	DF	F	P	DF	F	P
Species	27,35641	8.01 × 10 <sup>29</sup>	< 0.0001	25,3536	68.18	< 0.0001
Environment	2,647	0.00	0.99	2,647	1.13	0.32
Season	1,35641	0.02	0.88	1,3536	0.46	0.50
Species × season	22,35641	6.48	< 0.0001	21,3536	3.47	< 0.0001
Species × environment	50,35641	15.69	< 0.0001	45,3536	6.69	< 0.0001

when presence = 1). When the presence was null, the record was not included in this analysis. Finally, we run a mixed model (normal distribution) on the species richness (number of species detected on the sample sites). The species richness was the dependent variable and the season and the environment plus their interactions were the explanatory variables. Again, we included the sites nested within the environment as a random factor to take pseudoreplication into account and added latitude and longitude information to take the potential spatial autocorrelation into account.

### 3. Results

The presence of birds was found significantly affected by the interactions between species and season, and between species and environments (Table 1). We reran analyses within each one of the 28 species detected to examine how season and environments affected their presences. The results per species are provided in Table 2 and illustrated in Fig. 2. First, stock and common-wood pigeons were never detected in all sampled sites. For all detected species ( $n = 26$ ) for which we evidenced an effect of the season, the presence was more pronounced during the breeding season than during the winter one (Table 2). The type of urban environment (greenspaces, intermediate or built-up) did not significantly impact the presence of common swift, western cattle egret, black-headed gull, African blue tit, northern house-martin, barn swallow, yellow-legged gull, and European starling (Table 2). In contrast, the presence of birds was positively linked to the degree of greenspaces for the European greenfinch, blue tits, European robin, common kestrel, spotted flycatcher, Eurasian great tit, black redstart, common chiffchaff, European serin, laughing dove, European turtle-dove, black cap and Eurasian blackbird (greenspaces > intermediate > built-up; Fig. 2). Moreover, the presence of birds was higher in intermediate and greenspace environments (intermediate = greenspace > built-up) for the chaffinch, the house sparrow and the common bulbul (Fig. 2). Interestingly, for the feral pigeon, the presence of birds was significantly lower in greenspaces than in intermediate and built-up environments, but was higher in intermediate than in built-up environment (intermediate > built-up > greenspaces). The Eurasian collared dove was the most spread species in our area of research (present in more than 80% of sampled sites). Its presence was higher in greenspaces than in intermediate and built-up environments (green spaces > intermediate = built spaces).

The abundance of birds was found significantly affected by the interactions between species and environments and between species and season (Table 1). Results per species are provided in Table 2 and show that the feral pigeon, when present, is significantly more abundant in intermediate environment than in greenspaces, but more abundant in greenspaces than in built-up environment (intermediate > greenspace > built-up). Moreover, the abundance of the barn swallow and the Eurasian blackbird was negatively linked to urbanization (greenspaces > intermediate > built-up). For the house sparrow

and the Eurasian collared dove, the abundances were lower in built-up environment than in greenspaces and intermediate environments (intermediate = greenspace > built-up). When present, the abundance of the European turtle-dove tended to be positively linked with urbanization (built-up > intermediate > greenspaces; marginally non-significant, Table 2). For the other species, the environment did not affect the abundances (Table 2).

The avian species richness (number of species seen at least once on the sample site) was found significantly affected by the interactions between season and environment ( $F_{2,647} = 107.6$ ,  $P < 0.0001$ ). This interaction was driven by a more pronounced difference in species richness among environments during the breeding seasons than during the winter season (Fig. 3). Overall, species richness was higher during the breeding season than during the winter season ( $F_{1,647} = 489.1$ ,  $P < 0.0001$ ), and was higher in greenspaces than in intermediate and built-up environments ( $F_{2,647} = 372.3$ ,  $P < 0.0001$ ; Fig. 3).

### 4. Discussion

As predicted, the presence of greenspaces significantly increases avian species richness (Fig. 3). This trend was observed for most avian species detected in Annaba's agglomeration (Fig. 2). However, the presence of the common swift, western cattle egret, black-headed gull, African blue tit, northern house-martin, barn swallow, yellow-legged gull, and the European starling seems to be unaffected by the presence of greenspaces in urban tissue or we did not have the statistical power to do it because such species are relatively rare. Unsurprisingly, the presence of the feral pigeon was higher in built-up areas, but its abundance was higher in intermediate environment. This species is emblematic of urban areas, as it is present in all cities all over the world [5], and some studies start to understand why this species is well acclimated or adapted to urban environments [21]. The abundances display the same pattern as the presence of avian species. Overall, our study in a Northern African city reinforces the idea that greenspaces significantly increase species richness [11,22], even if a minority of species is more detected in towns. This increase can be due to the characteristics of species that are adapted to their original environment and still failed to adapt or acclimate to built-up environment within the urban environment, which imposes sometimes very contrasted constraints as compared to the original one [10]. Alternatively, this increase in biodiversity may be the result of a better detection of avian species in open areas such as greenspaces. Future studies should try to understand the different patterns observed among towns all over the world and the role and the shape of greenspaces on biodiversity. Indeed, the size of the greenspaces could be a crucial factor for avian diversity and abundances [23] and, therefore need, to be experimentally investigated in future studies.

One species, the collared dove, is particularly interesting, because it is the predominant species in Annaba's agglomeration, whatever the environment. Indeed, even if it is more present in greenspaces, it is also largely present in urban environments (found in more than 85% of urban



**Table 2**

Output of the mixed models explaining the variations in the presence (binary distribution) and abundance (Poisson distribution) of birds by species according to the urban environment (green spaces, intermediate or built-up areas) and the season (during the breeding or winter season). NA indicates that statistics were not available due to the total absence of the species or due to its absence only in one season. NC indicates that the models did not converge due to the weak presence of the species. For these rare species for which models did not converge, we reran models with the site as a fixed effect to favor convergence. In these cases, neither the environment nor the season was found significant.

Species	Latine name	Presence	Abundance
Common swift	<i>Apus apus</i>	Env: NC Season: NC	Env: $F_{2,26} = 0.50$ ; $P = 0.61$ Season: NA
Western cattle egret	<i>Bubulcus ibis</i>	Env: NC Season: NC	Env: $F_{1,7} = 0.01$ ; $P = 0.91$ Season: NA
European greenfinch	<i>Chloris chloris</i>	Env: $F_{2,647} = 40.79$ ; $P < 0.0001$ Season: $F_{1,649} = 12.84$ ; $P = 0.0004$	Env: $F_{2,67} = 0.19$ ; $P = 0.83$ Season: $F_{1,11} = 0.03$ ; $P = 0.87$
Black-headed gull	<i>Chroicocephalus ridibundus</i>	Env: NC Season: NC	Env: $F_{1,34} = 2.12$ ; $P = 0.15$ Season: $F_{1,18} = 2.37$ ; $P = 0.14$
Feral pigeon	<i>Columba livia</i>	Env: $F_{2,647} = 28.95$ ; $P < 0.0001$ Season: $F_{1,649} = 0.97$ ; $P = 0.32$	Env: $F_{2,539} = 69.32$ ; $P < 0.0001$ Season: $F_{1,466} = 150.48$ ; $P < 0.0001$
Stock pigeon	<i>Columba oenas</i>	Env: NA Season: NA	Env: NA Season: NA
Common wood-pigeon	<i>Columba palumbus</i>	Env: NA Season: NA	Env: NA Season: NA
Blue tit	<i>Cyanistes caeruleus</i>	Env: $F_{2,647} = 32.12$ ; $P < 0.0001$ Season: $F_{1,649} = 21.96$ ; $P < 0.0001$	Env: $F_{2,52} = 0.40$ ; $P = 0.67$ Season: $F_{1,2} = 0.78$ ; $P = 0.47$
African blue tit	<i>Cyanistes teneriffae</i>	Env: NC Season: NC	Env: $F_{1,28} = 0.03$ ; $P = 0.87$ Season: $F_{1,5} = 0.01$ ; $P = 0.94$
Northern house-martin	<i>Delichon urbicum</i>	Env: NC Season: NC	Env: $F_{1,28} = 1.05$ ; $P = 0.31$ Season: $F_{1,3} = 1.63$ ; $P = 0.29$
European robin	<i>Erithacus rubecula</i>	Env: $F_{2,647} = 25.42$ ; $P < 0.0001$ Season: $F_{1,649} = 15.02$ ; $P = 0.0001$	Env: $F_{2,38} = 0.24$ ; $P = 0.78$ Season: NA
Common kestrel	<i>Falco tinnunculus</i>	Env: $F_{2,647} = 16.86$ ; $P < 0.0001$ Season: $F_{1,649} = 11.74$ ; $P = 0.0007$	Env: $F_{2,45} = 0.14$ ; $P = 0.87$ Season: $F_{1,6} = 0.08$ ; $P = 0.78$
Chaffinch	<i>Fringilla coelebs</i>	Env: $F_{2,647} = 41.66$ ; $P < 0.0001$ Season: $F_{1,649} = 19.14$ ; $P < 0.0001$	Env: $F_{2,79} = 0.83$ ; $P = 0.44$ Season: $F_{1,17} = 1.67$ ; $P = 0.21$
Barn swallow	<i>Hirundo rustica</i>	Env: NC Season: NC	Env: $F_{2,39} = 4.99$ ; $P = 0.01$ Season: NA
Yellow-legged gull	<i>Larus michahellis</i>	Env: NC Season: NC	Env: $F_{1,31} = 0.66$ ; $P = 0.42$ Season: $F_{1,11} = 1.35$ ; $P = 0.27$
Spotted flycatcher	<i>Muscicapa striata</i>	Env: $F_{2,647} = 50.92$ ; $P < 0.0001$ Season: $F_{1,649} = 42.46$ ; $P < 0.0001$	Env: $F_{2,81} = 0.77$ ; $P = 0.47$ Season: $F_{1,7} = 2.17$ ; $P = 0.18$
Eurasian great tit	<i>Parus major</i>	Env: $F_{2,647} = 32.63$ ; $P < 0.0001$ Season: $F_{1,649} = 29.78$ ; $P < 0.0001$	Env: $F_{2,50} = 0.57$ ; $P = 0.57$ Season: $F_{1,6} = 0.48$ ; $P = 0.51$
House sparrow	<i>Passer domesticus</i>	Env: $F_{2,647} = 11.06$ ; $P < 0.0001$ Season: $F_{1,649} = 0.91$ ; $P = 0.34$	Env: $F_{2,334} = 22.86$ ; $P < 0.0001$ Season: $F_{1,233} = 18.69$ ; $P < 0.0001$
Black redstart	<i>Phoenicurus ochruros</i>	Env: $F_{2,647} = 31.89$ ; $P < 0.0001$ Season: $F_{1,649} = 18.93$ ; $P < 0.0001$	Env: $F_{2,79} = 0.39$ ; $P = 0.68$ Season: $F_{1,2} = 2.95$ ; $P = 0.23$
Common chiffchaff	<i>Phylloscopus collybita</i>	Env: $F_{2,647} = 34.80$ ; $P < 0.0001$ Season: $F_{1,649} = 21.98$ ; $P < 0.0001$	Env: $F_{2,65} = 0.92$ ; $P = 0.40$ Season: $F_{1,13} = 4.48$ ; $P = 0.05$
Common bulbul	<i>Pycnonotus barbatus</i>	Env: $F_{2,647} = 22.03$ ; $P < 0.0001$ Season: $F_{1,649} = 19.00$ ; $P < 0.0001$	Env: $F_{2,81} = 0.02$ ; $P = 0.98$ Season: $F_{1,10} = 0.07$ ; $P = 0.80$
European serin	<i>Serinus serinus</i>	Env: $F_{2,647} = 47.78$ ; $P < 0.0001$ Season: $F_{1,649} = 4.51$ ; $P = 0.03$	Env: $F_{2,57} = 1.16$ ; $P = 0.32$ Season: $F_{1,11} = 1.20$ ; $P = 0.30$
Laughing dove	<i>Spilopelia senegalensis</i>	Env: $F_{2,647} = 25.50$ ; $P < 0.0001$ Season: $F_{1,649} = 1.08$ ; $P = 0.30$	Env: $F_{2,39} = 2.10$ ; $P = 0.14$ Season: $F_{1,14} = 2.82$ ; $P = 0.12$
Eurasian collared-dove	<i>Streptopelia decaocto</i>	Env: $F_{2,647} = 3.19$ ; $P = 0.04$ Season: $F_{1,649} = 0.24$ ; $P = 0.63$	Env: $F_{2,618} = 73.17$ ; $P < 0.0001$ Season: $F_{1,594} = 114.24$ ; $P < 0.0001$
European turtle-dove	<i>Streptopelia turtur</i>	Env: $F_{2,647} = 14.56$ ; $P < 0.0001$ Season: $F_{1,649} = 1.44$ ; $P = 0.23$	Env: $F_{2,19} = 2.96$ ; $P = 0.08$ Season: $F_{1,9} = 5.11$ ; $P = 0.05$
European starling	<i>Sturnus vulgaris</i>	Env: NC Season: NC	Env: $F_{2,22} = 1.75$ ; $P = 0.20$ Season: NA
Blackcap	<i>Sylvia atricapilla</i>	Env: $F_{2,647} = 52.31$ ; $P < 0.0001$ Season: $F_{1,649} = 21.75$ ; $P < 0.0001$	Env: $F_{2,86} = 1.41$ ; $P = 0.25$ Season: $F_{1,15} = 3.37$ ; $P = 0.09$
Eurasian blackbird	<i>Turdus merula</i>	Env: $F_{2,647} = 60.25$ ; $P < 0.0001$ Season: $F_{1,649} = 6.76$ ; $P = 0.01$	Env: $F_{2,117} = 14.05$ ; $P < 0.0001$ Season: $F_{1,69} = 7.30$ ; $P = 0.009$

sites), with important abundances. Therefore, this species seems to be relatively poorly affected by the built-up environment. This result on the collared dove confirmed the results found in a previous study in Algeria [24], which suggests that this species exhibits an extraordinary hardiness and adaptability. This allows it to cope with

all environmental constraints, and colonize all habitats in Southern Europe and Northern Africa. In this latter region, it constitutes a serious competitor of feral pigeon in urban areas. The reasons for its rapid expansion in Algeria are poorly known [24,25]. It is possible that the populations of such species are generalist and have undergone some

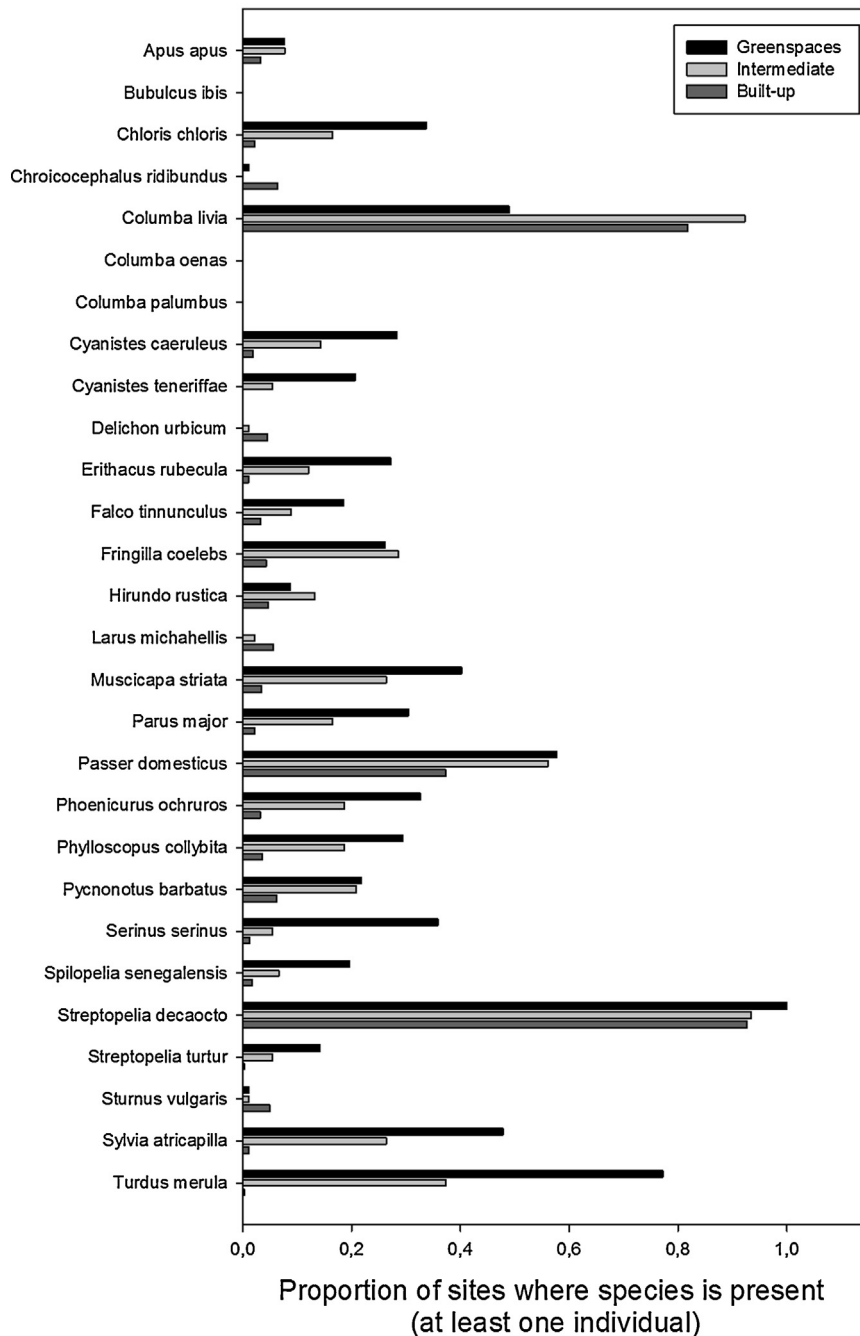


Fig. 2. Proportion of presence of the 28 different species during the breeding season from the different environments (greenspaces, intermediate, and built-up areas). While proportions were smaller, the patterns of proportion among environments were similar during the winter season and therefore are not shown.

phenotypic adaptations to cope with the heterogeneous environment. In order to better understand the success of this species in cities, it is now needed to investigate the phenotypic diversity and the population dynamic of this species in northern Africa [26–28].

As predicted, the season of data collection is an important factor to consider when investigating the impact of the avian environment on avian diversity.

Indeed, our results show that species richness in one site is lower in the winter season as compared to the breeding season (Table 2 and Fig. 3). This is certainly due to the presence of migratory birds that are not present in the site during the winter season, but also to an increase in local movements during the breeding season, which may increase species detection [29,30]. In our case, even if the difference between environments is more important in

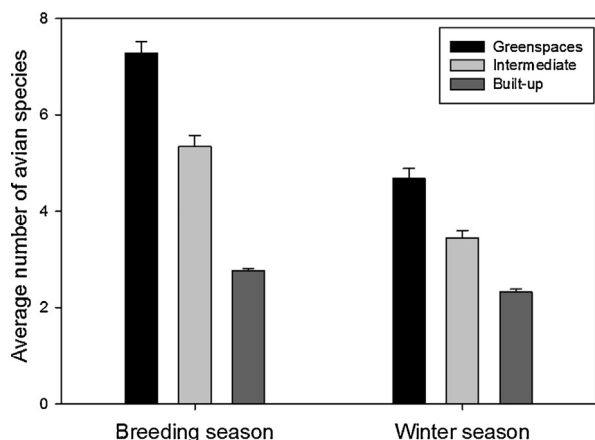


Fig. 3. Average number of avian species ( $\pm$ se) from the different environments (greenspaces, intermediate, and built-up areas) during the breeding season and the winter season.

the breeding season (Fig. 3), we found a similar pattern on species richness among environments (greenspaces, intermediate and built-up) for the winter and breeding seasons. Therefore, even in winter, we were able to observe that built-up areas have less species in lower abundances than intermediate and greenspaces environments.

In conclusion, our work reports for the first time, in a Northern African city, the importance of greenspaces within urban tissues for avian biodiversity. Indeed, our work first confirmed that greenspaces within urban areas significantly increase species richness and abundance of birds. Second, it shows that the season can profoundly affect species detection, and our study underlines the need for collecting data during the breeding season to increase the statistical power to detect environmental effect on such indicators of avian biodiversity.

## Acknowledgement

This work was supported by a grant from the University Badji-Mokhtar, Annaba (Algeria).

## References

- [1] K.C. Seto, B. Gueneralp, L.R. Hutya, Global forecasts of urban expansion to 2030 and direct impacts on biodiversity and carbon pools, *Proc. Natl. Acad. Sci. U S A* 109 (2012) 16083–16088.
- [2] P. Crane, A. Kinzig, Nature in the metropolis, *Science* 308 (2005) 1225.
- [3] W. Rees, Urban ecosystems: the human dimension, *Urban Ecosyst.* 1 (1997) 63–75.
- [4] E. Shochat, P.S. Warren, S.H. Faeth, N.E. McIntyre, D. Hope, From patterns to emerging processes in mechanistic urban ecology, *Trends Ecol. Evol.* 21 (2006) 186–191.
- [5] M.F.J. Aronson, F.A. La Sorte, C.H. Nilon, M. Katti, M.A. Goddard, C.A. Lepczyk, P.S. Warren, N.S.G. Williams, S. Cilliers, B. Clarkson, C. Dobbs, R. Dolan, M. Hedblom, S. Klotz, J.L. Kooijmans, I. Kuehn, I. MacGregor-Fors, M. McDonnell, U. Mortberg, P. Pysek, S. Siebert, J. Sushinsky, P. Werner, M. Winter, A global analysis of the impacts of urbanization on bird and plant diversity reveals key anthropogenic drivers, *Proc. R. Soc. Lond. B* 281 (2014) 20133330.
- [6] J.F. Chace, J.J. Walsh, Urban effects on native avifauna: a review, *Landsc. Urban Plan.* 74 (2006) 46–69.
- [7] S.H. Faeth, C. Bang, S. Saari, Urban biodiversity: patterns and mechanisms, in: R.S. Ostfeld, W.H. Schlesinger (Eds.), *Year in ecology and conservation biology*, 2011, 69–81.
- [8] K.J. Gaston, *Urban ecology*, Cambridge University Press, 2010.
- [9] P. Carbo-Ramirez, I. Zuria, The value of small urban greenspaces for birds in a Mexican city, *Landsc. Urban Plan.* 100 (2011) 213–222.
- [10] J. Marzluff, R. Bowman, R. Donnelly, *Avian ecology and conservation in an urbanizing world*, Springer, USA, 2012.
- [11] R. Ortega-Alvarez, I. MacGregor-Fors, Dusting-off the file: a review of knowledge on urban ornithology in Latin America, *Landsc. Urban Plan.* 101 (2011) 1–10.
- [12] R.H. Yahner, Structure, seasonal dynamics, and habitat relationships of avian communities in small even-aged forest stands, *Wilson Bull.* 98 (1986) 61–82.
- [13] J. Jokimäki, J. Suhonen, Distribution and habitat selection of wintering birds in urban environments, *Landsc. Urban Plan.* 39 (1998) 253–263.
- [14] J. Jokimäki, M.L. Kaisanlahti-Jokimäki, The role of residential habitat type on the temporal variation of wintering bird assemblages in northern Finland, *Ornis Fenn.* 89 (2012) 20–33.
- [15] L.M. Leveau, C.M. Leveau, The role of urbanization and seasonality on the temporal variability of bird communities, *Landsc. Urban Plan.* 106 (2012) 271–276.
- [16] S. Maas, R. Scheifler, M. Benslama, N. Crini, E. Lucot, Z. Brahmi, S. Benyacoub, P. Giraudoux, Spatial distribution of heavy metal concentrations in urban, suburban and agricultural soils in a Mediterranean city of Algeria, *Environ. Pollut.* 158 (2010) 2294–2301.
- [17] J. Blondel, C. Ferry, B. Frochet, La méthode des indices ponctuels d'abondance (IPA) ou des relevés d'avifaune par « station d'écoute », *Alauda* 38 (1970) 55–71.
- [18] H.A. Aouissi, A.I. Belabed, Z. Bouslama, Doves' mapping and inventory into the urban sites of Annaba (Northeastern of Algeria), *Adv. Environ. Biol.* 12 (2015) 328–338.
- [19] F.V. Dénes, L.F. Silveira, S.R. Beissinger, Estimating abundance of unmarked animal populations: accounting for imperfect detection and other sources of zero inflation, *Methods Ecol. Evol.* 6 (2015) 543–556.
- [20] R.C. Littell, G.A. Milliken, W.W. Stroup, R.D. Wolfinger, O. Schabenberger, *SAS® for mixed models*, 2nd ed., SAS Institute Inc., Cary, NC, USA, 2006.
- [21] M. Chatelain, J. Gasparini, L. Jacquin, A. Frantz, The adaptive function of melanin-based plumage coloration to trace metals, *Biol. Lett.* 10 (2014).
- [22] M.C.B. de Toledo, R.J. Donatelli, G.T. Batista, Relation between green spaces and bird community structure in an urban area in Southeast Brazil, *Urban Ecosyst.* 15 (2012) 111–131.
- [23] C.P. Silva, C.E. Garcia, S.A. Estay, O. Barbosa, Bird richness and abundance in response to urban form in a latin American City: Valdivia, Chile as a case study, *Plos One* 10 (2015).
- [24] S. Benyacoub, La tourterelle turque *Streptopelia decaocto* en Algérie, *Alauda* 66 (1998) 251–253.
- [25] A. Moali, P. Isenmann, La tourterelle turque *Streptopelia decaocto* nicheuse en 2007 à Tamanrasset (Sahara central, Algérie) et son expansion au Sahara, *Alauda* 75 (2007) 247–248.
- [26] A.I. Belabed, K. Draïdi, I. Djemadi, H. Zediri, C. Eraud, Z. Bouslama, Deux nouvelles espèces de tourterelles nicheuses *Streptopelia turturarenicola* et *Streptopelia senegalensis phoenicophila* dans la ville d'Annaba (Nord-Est algérien), *Alauda* 80 (2012) 299–300.
- [27] A.I. Belabed, I. djemadi, H. Zediri, C. Eraud, Z. Bouslama, Étude de l'investissement parental chez la tourterelle turque (*Streptopelia decaocto*) dans le Nord-Est algérien, *Eur. J. Sci. Res.* 94 (2013) 421–436.
- [28] A.I. Belabed, H.A. Aouissi, H. Zediri, I. Djemadi, K. Driss, M. Houhamdi, Z. Bouslama, The effect of urbanization on the phenotype of the Collared Dove (*Streptopelia decaocto*) in northeastern Algeria, *Bull. Inst. Sci. Rabat Sect. Sci. Vie* 35 (2014) 155–164.
- [29] M.L. Avery, C. Van Ripper III., Seasonal-changes in bird communities of the chaparral and blue-oak woodlands in central California, *Condor* 91 (1989) 288–295.
- [30] V.R. Cueto, J.L. de Casenave, Seasonal changes in bird assemblages of coastal woodlands in east-central Argentina, *Stud. Neotrop. Fauna Environ.* 35 (2000) 173–177.