



HAL
open science

Supramolecular catalysis. Part 1: non-covalent interactions as a tool for building and modifying homogeneous catalysts

Matthieu Raynal, Pablo Ballester, Anton Vidal-Ferran, Piet W N M van Leeuwen

► **To cite this version:**

Matthieu Raynal, Pablo Ballester, Anton Vidal-Ferran, Piet W N M van Leeuwen. Supramolecular catalysis. Part 1: non-covalent interactions as a tool for building and modifying homogeneous catalysts. *Chemical Society Reviews*, 2014, 43 (5), pp.1660-1733. 10.1039/C3CS60027K . hal-01637204

HAL Id: hal-01637204

<https://hal.sorbonne-universite.fr/hal-01637204>

Submitted on 21 Nov 2017

HAL is a multi-disciplinary open access archive for the deposit and dissemination of scientific research documents, whether they are published or not. The documents may come from teaching and research institutions in France or abroad, or from public or private research centers.

L'archive ouverte pluridisciplinaire **HAL**, est destinée au dépôt et à la diffusion de documents scientifiques de niveau recherche, publiés ou non, émanant des établissements d'enseignement et de recherche français ou étrangers, des laboratoires publics ou privés.

Supramolecular catalysis: Part 1: non-covalent interactions as a tool for building and modifying homogeneous catalysts

Matthieu Raynal,^{*a,b} Pablo Ballester,^{a,c} Anton Vidal-Ferran^{a,c} and Piet W. N. M. van Leeuwen^a

5

Supramolecular catalysis is a rapidly expanding discipline which has benefited from the development of both homogeneous catalysis and supramolecular chemistry. The properties of classical metal and organic catalysts can now be carefully tailored by means of several suitable approaches and the choice of reversible interactions such as hydrogen bonds, metal-ligand, electrostatic and hydrophobic interactions.

10 The first part of these two subsequent reviews will be dedicated to catalytic systems for which non-covalent interactions between the partners of the reaction have been designed although mimicking enzyme properties has not been intended. Ligand, metal, organocatalyst, substrate, additive, and metal counterion are reaction partners that can be held together by non-covalent interactions. The resulting catalysts possess unique properties compared to analogues lacking the assembling properties. Depending

15 on the nature of the reaction partners involved in the interactions, distinct applications have been accomplished, mainly: i) the building of bidentate ligand libraries (*intra* ligand – ligand), ii) the building of di- or oligonuclear complexes (*inter* ligand – ligand), iii) the alteration of the coordination spheres of a metal catalyst (ligand – ligand additive), and iv) the control of the substrate reactivity (catalyst – substrate). More complex systems that involve the cooperative action of three reaction partners have also

20 been disclosed. In this *review*, special attention will be given to supramolecular catalysts for which the observed catalytic activity and/or selectivity have been imputed to non-covalent interaction between the reaction partners. Additional features of these catalysts are the easy modulation of the catalyst performance by modifying one of its building blocks and the development of new catalytic pathways/reactions not achievable with classical covalent catalysts.

25	1. Introduction	2
	2. Concepts for the design of supramolecular catalysts beyond enzyme mimics	4
	3. Ligand – ligand interaction	5
	3.1 Formation of bidentate ligands	5
	3.1.1 Assembled ligand with a single hydrogen bond	5
30	3.1.2 Assembled ligand with several hydrogen bond interactions	8
	3.1.3 Lewis acid – Lewis base and ionic metal-ligand interactions	13
	3.1.4 Other type of interactions	17
	3.2 Formation of di- and polynuclear complexes	21
	3.2.1 Assembled metal complexes through hydrogen bond interactions	21
35	3.2.2 Self-assembled photocatalysts	22
	4. Ligand – ligand additive interaction	24
	4.1 Modification of monodentate ligands	24
	4.2 Modification of bidentate ligands	29
	5. Catalyst – substrate interaction	31

5.1 Ligand – substrate interaction.....	31
5.1.1 General consideration	31
5.1.2 Bifunctional metal catalysts.....	33
5.1.2.1 Metal ligands with a proton donor/acceptor moiety	33
5.1.2.2 Metal ligands with tethered ionic or hydrogen bond donor/acceptor groups	39
5.2 Supramolecular organocatalysis	45
5.2.1 Class of catalysts.....	45
5.2.2 Modularly designed supramolecular organocatalysts.....	47
5.2.2.1 Self-assembly of two monofunctional catalysts	47
5.2.2.2 MDOs composed of an organocatalyst and one or several additives.....	48
6. Multiple interactions.....	54
6.1 Metal – anion – substrate interactions.....	54
6.1.1 Cationic metal with achiral counteranion.....	54
6.1.2 Cationic metal with chiral counteranion	56
6.2 Metal catalyst – organocatalyst – substrate interactions	58
6.3 Organocatalysts – substrate interactions	62
7. Critical analysis and perspectives	63
Notes and references	66
Acknowledgement.....	66
References.....	66

1. Introduction

In the last two decades supramolecular catalysis has undergone an exponential growth after a long period of a steady growth. One might say that in general the attention devoted to both supramolecular phenomena and catalytic processes has increased enormously within the area of chemistry. Supramolecular chemistry nowadays plays an important role in many developments such as for example materials technology, medicine, data storage, sensor technology, conversion of light to energy, selective complexation for extraction, and catalysis. Catalysis is also a keystone in chemical sciences supported by the improvement of known industrial reactions, the development of new reaction pathways and the exponential burgeoning of organocatalysis. In part the growth of supramolecular catalysis should be ascribed to a refocusing or renaming of research activities, as also happened in the 1980s to supramolecular chemistry, which from then on embraces selective complexation of metal ions and anions, host-guest chemistry, crown ether chemistry, self-assembly phenomena, encapsulation processes, self-recognition phenomena, etc. Also activities in the area of coordination chemistry are encountered now under the keyword supramolecular, and as we will see from the many examples in the present review this makes sense. Catalysis by itself could be described as a supramolecular phenomenon, as the catalyst “recognizes” substrates, “organises” the substrates in a certain way, and “assembles” a new molecule. To avoid this confusion, the name supramolecular catalysis is reserved for those reactions that involve supramolecular interactions that do not form part of

the basic catalytic reaction. There may not always be a clear-cut division: in the case of reactions embracing ligand – substrate interactions, one N–H proton of the ligand interacts with the carbonyl oxygen of the substrate through a hydrogen bond interaction and subsequently reacts with it (the so-called N–H effect).^{1–3} Additionally, the building of supramolecular catalysts must incorporate an important degree of design. Weak interactions (cation- π , C–H- π , π - π) and steric repulsion play a central role in the catalyst coordination sphere by controlling the reaction paths, e.g. favouring/disfavouring the formation of a single isomer in enantioselective catalysis.^{4,5} However, these non-covalent intermolecular forces are hardly predictable and so far cannot be used by a chemist who wishes to design “a priori” a catalyst with assembling properties.

This first review discusses how supramolecular interactions between complementary groups can be used as a tool to assemble the various components of the “catalytic pool” (*i.e.* the ligands, the metal, the organocatalyst, the substrate, the ligand additive and the metal counterion). The resulting supramolecular catalytic system is composed of assembled building blocks having improved properties compared to the non-assembled catalyst. The driving idea is to modulate the properties of a given catalyst in a facile fashion; it avoids the modification of the catalyst backbone by means of painstaking synthesis as usually required to improve the catalytic properties (rate, selectivity, and substrate scope) of covalent catalysts. Among other applications, it allows for the construction of supramolecular bidentate ligand (*intra* ligand – ligand interaction) or polynuclear catalyst (*inter* ligand – ligand) libraries, for the tuning of the coordination spheres of a metal catalyst (ligand – ligand additive) and for the control of the

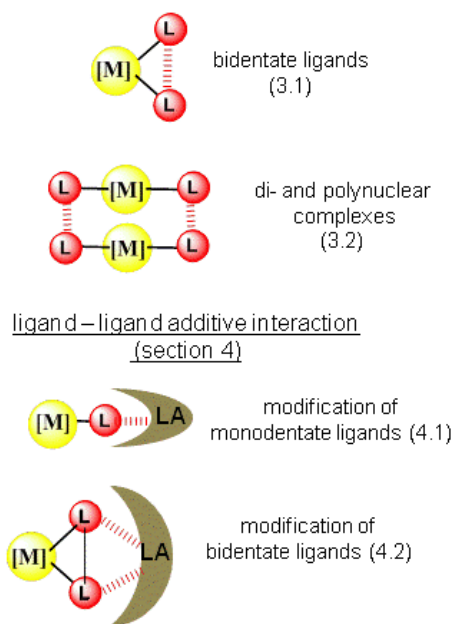
Cite this: DOI: 10.1039/c0xx00000x

ARTICLE TYPE

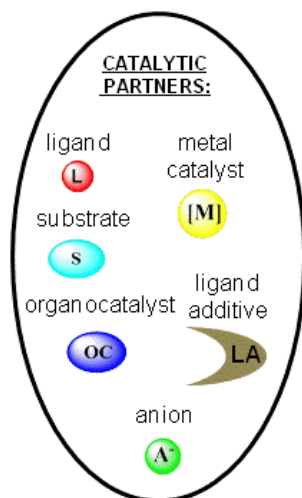
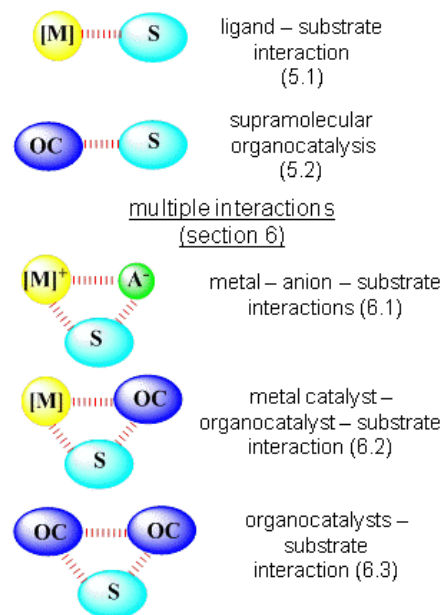
reactivity of a substrate (catalyst – substrate). Even though substrate preorganisation and transition state stabilisation are

possible modes of action of any of these catalytic systems, the strategies presented here differ from the building of enzyme

ligand–ligand interaction (section 3)



catalyst – substrate interaction (section 5)



Scheme 1 Supramolecular catalysts beyond enzyme mimics. The dashed red lines represent the non-covalent interaction. In the text, formulas will be written as L–L (ligand – ligand interaction) and L•LA (ligand – ligand additive interaction).

mimics because none of the properties of enzymes is specifically targeted. Part 2 of this review will be dedicated to enzyme mimics^{6–11} including catalysis in confined environments,^{12–16} catalysis in water,^{17,18} self-replicators,^{19–27} allosteric catalysts,^{28–30} and biomacromolecule hybrids as metal and organic catalysts.^{31–35} The non-covalent immobilization of homogeneous catalysts on soluble or solid support,^{3,36–39} self-supported catalysts,⁴⁰ heterogeneous catalysts modified with chiral additives,^{41,42} and related systems⁴³ are out of the scope of this review.

Previous reviews^{5,39,44–53} and a book⁵⁴ on the discipline of supramolecular catalysis beyond enzyme mimics deal with a limited number of topics or only to the authors' own contributions. Given the rapid growth of the discipline, many innovative catalytic systems and strategies have been achieved since the last reviews. The originality of this review is summarized in the three following points. First, supramolecular catalysts will be classified according to the design strategy outlined by the authors. Again, the borders between these strategies are flexible since *e.g.* a ligand can interact both with another ligand and the substrate during the various steps of the catalytic cycle. Well-chosen control experiments and suitable analyses are required to precisely determine the nature of the non-covalent interactions and the reaction partners involved in the rate and selectivity-determining steps. We will particularly point out examples for which the interaction at the origin of the better activity/selectivity is different from the one initially planned

by the authors. Second, supramolecular catalysts can self-assemble *in situ* by mixing different building blocks; this strategy presents advantages compared to the ones that require isolation of the precatalysts prior to catalysis. It also allows for a fine tuning of the performance of the catalyst by modifying one of its building blocks. Examples of the construction of metal catalyst libraries will be provided; each catalyst differs by its electronic and steric properties as well as its chiral environment. Finally, examples of organic catalysts will be mentioned even though organocatalysts are not usually considered to belong to the supramolecular catalysis discipline because reversible interactions between the catalyst and the substrate(s) or reaction intermediates are ubiquitous in the catalytic cycle. However, some of the strategies mentioned above for metal catalysts (*e.g.* the construction of catalyst libraries and the modulation of the electronic/steric properties and the chiral environment of the catalyst) have been applied with success to classical organocatalysts. Accordingly, it appeared to us that the combination of supramolecular metal catalysts and supramolecular organocatalysts in the same review can stimulate the development of innovative catalysts and open new avenues in both directions.

This review is organised according to the nature of the reaction partners that interact during the catalytic process. This seemed more logical than a classification based on the type of non-covalent interactions involved, since the same interaction can be used for

many different applications. After a short description of the concepts inherent to supramolecular catalysts (section 2), we will provide a detailed overview of existing examples of catalytic reactions relying on the interactions between two ligands (section 3), between one ligand and one ligand additive (section 4) and between one metal or one organic catalyst and a substrate (section 5). In a few cases, more than two reaction partners are involved in the self-assembled catalysts; some of these examples will be disclosed in section 6. In the last section, we will present our critical analysis of various strategies used in the construction of supramolecular catalysts that go beyond enzyme mimics.

2. Concepts for the design of supramolecular catalysts beyond enzyme mimics

A metal catalyst (comprising the ligand(s), the counterion and the metal) or an organocatalyst and the substrate(s) are the usual partners involved in a catalytic process. The control of the process in terms of reactivity and selectivity depends on the mutual interactions established between the partners along the whole catalytic cycle. Non-covalent intermolecular forces, mainly hydrogen bonding, electrostatic, Lewis acid – Lewis base and hydrophobic, are reversible interactions that can allow for a fine tuning of the properties of a given catalytic system (Scheme 1).⁵⁵

Until very recently, the building of a metal catalyst only referred to the coordination of one or several ligands with purely covalent structure with the metal centre. Nowadays, supramolecular interactions have been used to self-assemble ligands and to tune the coordination spheres of metal catalysts. The first topic encompasses the building of libraries of supramolecular bidentate ligands *via intramolecular* interactions established between monodentate ligands. Since the initial work of Breit *et al.*⁵⁶ involving hydrogen-bonded monophosphines, the diversity of the interactions used to assemble the ligands and the catalytic applications of these supramolecular bidentate ligand libraries have increased exponentially (section 3.1). Additionally, *intermolecular* interactions between ligands have also been used in the construction of hydrogen-bonded metal complexes or self-assembled photocatalysts (section 3.2). The first coordination sphere consists of the solvent molecules and the part of the ligands that are connected directly to the metal atom. The metal counterions, the molecules that interact with the ligands through non-covalent interactions and remote portions of the ligand backbone define the second coordination sphere. Classical catalytic systems are built on a covalent skeleton that can only be modified by means of painstaking synthesis. In 2001, the group of Reek and van Leeuwen⁵⁷ used Lewis acid – Lewis base interactions (coordination bonds) to assemble a pyridylphosphine ligand and a Zn-porphyrin unit (the ligand – template strategy). The first and second coordination spheres of the self-assembled catalyst can be modulated in a facile fashion by changing the nature of either the pyridylphosphine ligand or the Zn-porphyrin unit coordinated to the periphery of the catalytic metal centre. From that time, the use of additives able to establish reversible interactions with monodentate and bidentate ligands proved to be useful in fine tuning the electronic, steric and chiral properties that the ligands provide to the metal (section 4). Of special interest to supramolecular catalysts based on ligand – ligand or ligand – additive interaction is the fact that the properties of the self-

assembled catalyst can be modulated by simple modification of one of its components: ligands or additives. Accordingly, we will present several examples of self-assembled metal catalysts prepared *in situ* by simply mixing different building blocks.

A good understanding of the nature of the interaction that takes place between the substrate(s) and the catalyst is key to optimise the activity and the selectivity of a given catalytic process. In transition-metal catalysis, this fact has shown to be highly relevant since the discovery of Ru(diamine) hydrogenation catalysts by Noyori and co-workers in 1995.^{58–60} This class of Ru catalysts constitute a seminal example of metal bifunctional catalysts in which the hydride and the amine ligand act cooperatively in activating the carbonyl substrate.^{1–3} Ligand – substrate interactions have been incorporated in the design of several catalysts (section 5.1). A plethora of organocatalysts operate *via* the formation of non-covalent interactions between the catalyst and the substrate(s), the reaction intermediate(s) or the transition state.^{4,5,61–70} Of interest to this review is the design of organocatalysts using approaches similar to those used for self-assembled metal catalysts (section 5.2). Modularly designed organocatalysts (MDOs) are composed of several building blocks connected to one another by means of non-covalent interactions between the complementary groups held by the blocks. Accordingly, libraries of self-assembled organocatalysts can be achieved by a careful choice of the building blocks, in a similar fashion as self-assembled metal catalysts mentioned above.

In a few cases, non-covalent interactions involving more than two reaction partners have been detected in the selectivity-determining step of the catalytic reaction. Metal counteranions play a critical role in catalysis,^{53,71} and in some cases the interactions of the substrate with both the metal counteranion and the ligand are the origin of the observed selectivity (section 6.1). Well-defined transition states that involve three reaction partners have been demonstrated for a few catalytic reactions: the substrate interacts with a metal catalyst and an organocatalyst (section 6.2) or with two organocatalysts (section 6.3).⁷² In these cases, the substrate is activated simultaneously by two catalysts through several types of non-covalent interactions.

Many supramolecular strategies that have recently emerged for promoting chemical reactions go beyond the traditional approaches of homogeneous catalysis. A certain degree of catalyst design can be achieved by incorporating recognition units to it. A specific application will be targeted in each strategy depending on the nature of the interacting partners. However, we will show that borders between the different approaches are not clear-cut and interactions that differ from those designed initially can merge. For example, a urea motif may not only play the role of recognition unit in the construction of a bidentate ligand, it can also be involved in mediating the reactivity of a nucleophile through hydrogen bond interactions.⁷³ Additionally, the design strategy outlined by the authors may be based on the use of one or two main non-covalent interactions, but interactions not foreseen in the initial design of the selective catalyst can play an important role in the catalytic process.^{4,5}

Cite this: DOI: 10.1039/c0xx00000x

ARTICLE TYPE

3. Ligand – ligand interaction

3.1 Formation of bidentate ligands

The “natural bite angle” is an intrinsic property of bidentate ligands which strongly influences the course of a given catalytic reaction.

The design of wide bite angle diphosphines led to a major breakthrough in the domain of palladium-catalysed cross-coupling reactions and rhodium-catalysed hydroformylation, among other catalytic applications.^{74–77} In this field, subtle variations of the diphosphine’s bite angle and of the ligand’s geometry produce drastic effects in catalysis. The assembly of supramolecular bidentate ligands based on two monodentate ligands held together by means of hydrogen bonds, Lewis acid–Lewis base interactions and ionic metal–ligand interactions, was the subject of intense research during the last ten years. The use of such supramolecular ligands presents many advantages: i) it reduces the amount of synthetic work required for the preparation of a similar range of covalent ligands, ii) by preparing two groups of *m* and *n* monodentate ligands, which combine as a 1:1 complex, an *m* × *n* library of ligands is obtained, iii) if *m* and *n* possess complementary building blocks, the heterocombination of ligands will be favoured. Such ligand libraries are important since they enable catalyst optimisation using combinatorial/deconvolution approaches but can also allow for the discovery of new catalytic reactions or privileged ligands able to catalyse selectively different reactions with diverse modes of reactivity. Supramolecular bidentate ligands can thus fill the gap between purely combinatorial strategies and an approach involving the covalent synthesis of modular ligands.⁷⁸

The research on supramolecular bidentate ligands has increased enormously since the report of Breit *et al.* on hydrogen-bonded monophosphines based on the 2-hydroxypyridine/2-pyridone recognition motif.⁵⁶ Most of the existing examples will be described in the following section with a special focus on efficient catalytic systems that can be easily modulated.^{39,44,45,47,49–51,78,79}

3.1.1 Assembled ligand with a single hydrogen bond

Two monodentate ligands can be held together in a 1:1 complex by means of very strong interactions (electrostatic interactions can be as strong as covalent bonds and ionic hydrogen bonds can be maintained in water). In the early *avant la lettre* examples, hydrogen-bonded bidentate ligands were neither designed nor envisaged as supramolecular ligands. This is the case for the SPO (secondary phosphine oxide) ligands which have been known for 45 years as ligands for transition-metals and introduced as catalysts by van Leeuwen and Roobeek in the early 1980s.⁸⁰ The pentavalent phosphine oxide is in equilibrium with the trivalent phosphinous acid (Fig. 1, a). Upon coordination to a soft transition-metal, the *cis*-coordinated SPO ligands usually interact by means of a hydrogen bond established between the O–H proton of a neutral SPO ligand and the oxygen atom of an anionic SPO ligand. Accordingly, the SPO ligands act as a monoanionic diphosphorus chelate for the metal centre. For

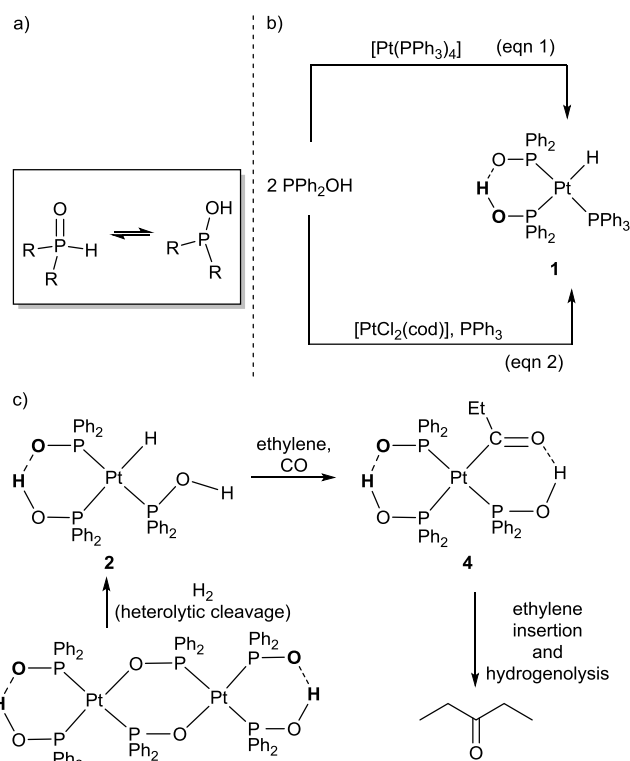


Fig. 1 SPO: an early example of supramolecular bidentate ligand. a) Tautomeric equilibrium between pentavalent and trivalent SPO ligand. b) Preparation of **1**, an hydroformylation and hydrogenation catalyst. c) Formulas of monomer **2** or dimer **3** and plausible mechanism for the formation of pentan-3-one from **4** observed during ethylene hydroformylation. Refs: see the text.

example, two equivalents of PPh₂OH react with [Pt(PPh₃)₄] to yield [Pt(H)(PPh₂O-PPh₂OH)(PPh₃)] **1** (eqn 1, Fig. 1, b).⁸¹ The same complex can be generated by mixing [PtCl₂(cod)], PPh₂OH and PPh₃ (eqn 2, Fig. 1, b).^{80,82} The nature of the added phosphine was varied and the resulting complexes proved to catalyse the hydroformylation of alkenes, and the hydrogenation of alkenes and aldehydes. Stoichiometric reaction led to the identification of each intermediate in the hydroformylation reaction of ethene (Pt-propyl, Pt-propionyl). Most likely, the rate determining step is the hydrogenolysis of the platinum acyl bond. Trialkylphosphine oxides R₃P=O molecules are known to be one of the best hydrogen bond acceptors⁸³ and apparently SPO ligands have similar properties. The use of SPO ligands was recently recognized as the first use of a supramolecular bidentate ligand in catalysis.⁸⁴ When PPh₃ in eqn 2 is replaced by PPh₂OH a complex is formed which contains two SPO ligands in a monoanionic bidentate fashion and one monoligated PPh₂OH per platinum. The structure of this complex was not established due to its low solubility; it could be a monomeric complex **2** or a dimer (such as **3**) or even an oligomeric complex (Fig. 1, c). Stoichiometric reaction of this complex with ethene and CO led to the unambiguously identified complex **4** where the two *trans*

Cite this: DOI: 10.1039/c0xx00000x

ARTICLE TYPE

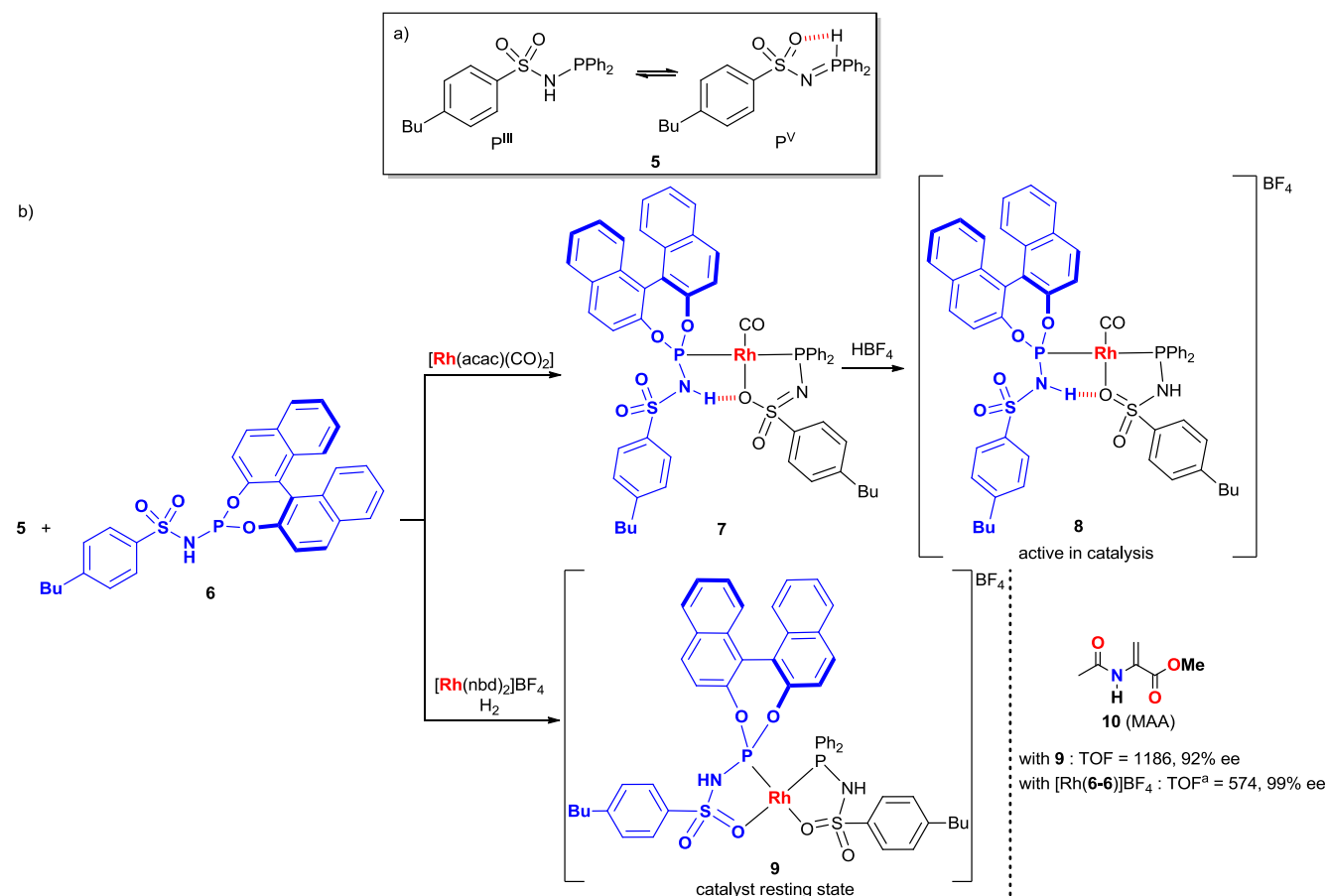


Fig. 2 METAMORPhos ligands. a) Tautomeric equilibrium between pentavalent and trivalent ligand **5**. b) In the hetero-complexes **7** and **8**, ligands **5** and **6** are assembled *via* a single hydrogen bond. In the asymmetric hydrogenation of **10**, the hetero-complex **9** bearing a ligand heterocombination of **5** and **6** is more active than the homo-complex of ligand **6**. TOF in $\text{mol}\cdot\text{mol}^{-1}\cdot\text{h}^{-1}$. MAA = methyl 2-acetamidoacrylate. Ref: see the text.

SPO ligands are bound in an alternating manner through a hydrogen bond to the acyl and phosphine oxide groups, respectively. Catalyst **2** behaves quite differently from **1** since pentan-3-one is observed during ethene hydroformylation experiments. Pentan-3-one is formed by ethene insertion into the Pt-C bond of the Pt-propionyl intermediate, confirming that hydrogenolysis is the slow step in this class of catalysts.⁸² Recent evaluation of SPO and HASPO (HeteroAtom-substituted SPO) ligands in the rhodium-catalysed hydroformylation reaction of alkenes highlights their non-innocent nature; nucleophilic addition of the P-H bond to aldehydes yields α -hydroxyphosphane oxides.^{85,86} Owing to the excess of ligands usually used in hydroformylation, this side reaction reduces the amount of available SPO ligands. When introduced, rates and selectivities of Pt-SPO catalysts were of interest, but today they have lost importance.

Recently, SPOs and HASPOs emerged as a very efficient class of ligands in palladium-catalysed cross-coupling reactions,

involving challenging aryl-chloride and even aromatic C-H bonds as electrophiles, and in palladium-catalysed asymmetric allylic substitution reactions amongst other reactions.^{84,87-89} A recent study highlights the versatile coordination mode of SPO ligands: monoligated neutral, monoligated anionic, bis-ligated with a bridging hydrogen bond and bis-ligated with a bridging metal.⁹⁰ One may wonder whether the bidentate mode of SPO ligands is maintained during the catalytic experiment, mainly because the bridging proton is acidic. However, the superiority of SPOs over non-assembled phosphine ligands in several catalytic reactions, working under mild conditions, such as alkene hydroformylation,^{80,82,85,86} alkene and imine hydrogenation⁹¹⁻⁹³ and nitrile hydration⁹⁴⁻⁹⁶ argues in favour of the bidentate coordination mode of SPOs maintained during the catalytic process. Castro *et al.* showed that a rhodium complex containing BINOL-derived chiral SPO ligands catalysed the asymmetric transfer hydrogenation of acetophenone with 89% enantiomeric excess (ee), employing isopropanol as the hydrogen-donor.⁹⁷

Cite this: DOI: 10.1039/c0xx00000x

ARTICLE TYPE

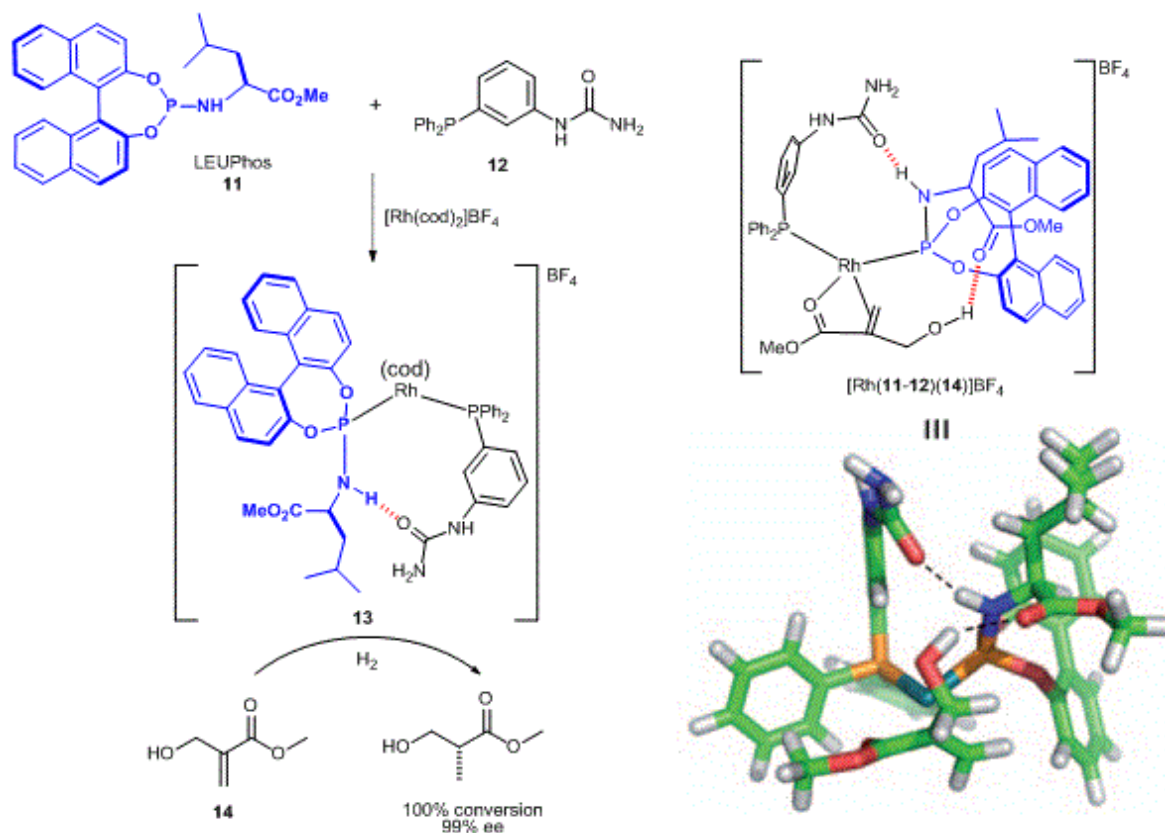


Fig. 3 LEUPhos-UREAphos supramolecular ligand assembled *via* a single hydrogen bond. Left: Catalyst derived from **13** provided the hydrogenation product of **14** with 99% ee. Right: Energy-minimized structure of $[\text{Rh}(\text{11-12})(\text{14})]\text{BF}_4$, BINOL backbone omitted for clarity. (The energy-minimized structure is reprinted with permission from ref. 103. Copyright 2009. John Wiley and Sons).

5 Mechanistic investigation reveals that the dehydrogenation of isopropanol is assisted by one of the oxygen atom of the chelating SPO ligands. The resulting O–H proton of the SPO ligand and the rhodium hydride are likely transferred to the carbonyl group of acetophenone *via* a well-defined seven-membered transition state.
 10 A similar outer-sphere mechanism has been proposed for the Shvo catalyst.^{98,99} Other examples of metal bifunctional complexes that mediate the selectivity of a catalytic reaction by means of ligand – substrate interactions will be mentioned in section 5.1.2.

Patureau *et al.* developed a new class of ligands, sulfonamido-phosphinamides, which are subject to a $\text{P}^{\text{III}}/\text{P}^{\text{V}}$ tautomerism similar to that observed in SPOs (**Fig. 2, a**).¹⁰⁰ Upon coordination of two different sulfonamido-phosphinamide ligands (one achiral **5** and one chiral **6**) to $[\text{Rh}(\text{acac})(\text{CO})_2]$, only the hetero-complex **7** is formed, *i.e.* the complex which contains a hetero-combination of
 20 ligands **5** and **6**. The structure of **7** presents some additional remarkable features: i) within this complex, ligand **5** is deprotonated and acts as a (*P,O*)-chelate, ii) the phosphorus atoms of **5** and **6** are mutually *trans* and, iii) ligands **5** and **6** are assembled by means of a hydrogen bond established between the N-H proton
 25 of **6** and the rhodium-coordinated oxygen atom of **5**. Accordingly,

the resulting assembled ligand **5-6** defines a supramolecular anionic $\kappa^3\text{-P,O,P}$ pincer ligand. The cationic rhodium complex obtained upon protonation of **7** with HBF_4 is active in catalysis (**Fig. 2, b**). When $[\text{Rh}(\text{nbd})_2]\text{BF}_4$ is used as the precursor, the catalyst resting state for the hydrogenation reaction is also a hetero-complex (**9 Fig. 2, b**) but this time ligands **5** and **6** both act as neutral (*P,O*)-chelates for the rhodium metal centre and no hydrogen bond is observed between **5** and **6**. Complex **9** hydrogenates substrate **10** with good activity ($\text{TOF} = 1186$
 30 $\text{mol}\cdot\text{mol}^{-1}\cdot\text{h}^{-1}$) and enantioselectivity (92% ee). The catalyst which contains only the chiral ligand **6** is slightly more selective (99% ee) but twice less active than **9**. This class of ligands is named METAMORPhos owing to their adaptability and dual character. P-chirogenic METAMORPhos ligands were prepared but they are
 40 poor enantioselective catalysts.¹⁰¹ A METAMORPhos and UREAphos (see below) mixed ligands library was screened for the asymmetric hydrogenation of a challenging cyclic imine.¹⁰² The best combination gave 95% ee (61% conversion). However, the origin of the superiority of hetero-combinations incorporating
 45 METAMORPhos ligands

Cite this: DOI: 10.1039/c0xx00000x

ARTICLE TYPE

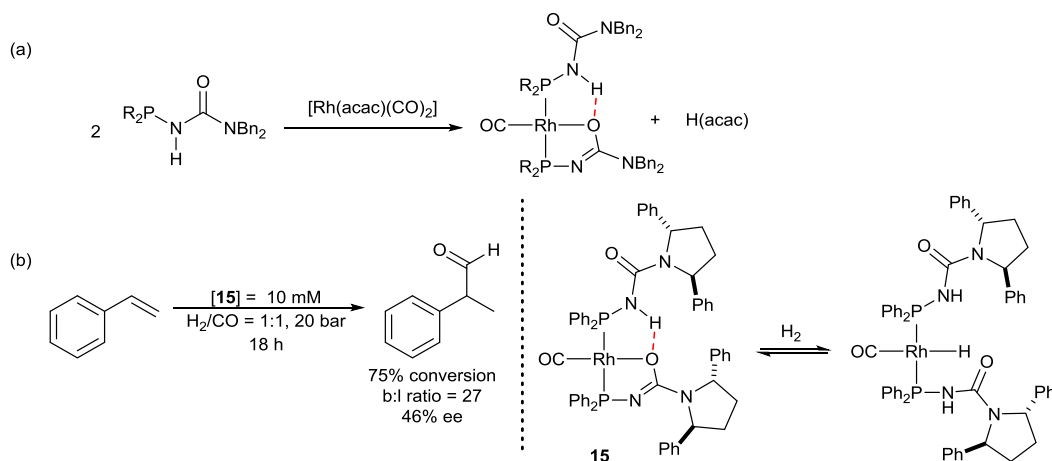


Fig. 4 Assembled UREAPhos ligands *via* a bridging hydrogen atom. (a) Complex formed by reacting *N,N*-dibenzyl UREAPhos ligand with $[\text{Rh}(\text{acac})(\text{CO})_2]$ (b) Complex **15** is an active catalyst for the hydroformylation of styrene, giving the branched product as the main isomer albeit with moderate ee. Refs: see the text.

remains to be clarified. Kinetic experiments indicated that the mechanism of the hydrogenation reaction differs depending on the nature of the ligands present in the catalyst resting state. For **9**, it was suggested that an unusual oxidative addition of the N–H bond of the METAMORPhos ligand occurs in the catalytic cycle, yielding a Rh hydride species that can split the hydrogen molecule heterolytically. In light of the proposed catalytic cycle, it seems that the efficiency of METAMORPhos ligands is more due to their electronic properties and their ability to activate the substrate (H_2) than to ligand – ligand interactions.

Breuil *et al.* reported that LEUPhos **11**, a chiral phosphoramidite ligand derived from leucine, and an achiral UREAPhos ligand **12** self-assembled upon coordination to a $[\text{Rh}(\text{cod})]^+$ fragment.¹⁰³ The *cis*-coordinated **11** and **12** ligands act as a chelate for the rhodium metal centre as a result of a hydrogen bond established between the N–H proton of **11** and the carbonyl oxygen of **12**. This attractive interaction mediates the selective formation of the hetero-complex **13** over the respective homo-complexes (Fig. 3). The catalyst derived from **13** selectively hydrogenates methyl 2-hydroxymethylacrylate **14** (99% ee). Two hydrogen bonds are present in the energy-minimized structure of the catalytic intermediate $[\text{Rh}(\mathbf{11}\text{--}\mathbf{12})(\mathbf{14})]\text{BF}_4$: i) one between ligands **11** and **12** and, ii) one between the hydroxyl group of the substrate **14** and the carbonyl oxygen of LEUPhos ligand **11** (Fig. 3). While the ligand – substrate interaction clearly plays a crucial role during the enantio-determining step, the contribution of the ligand – ligand interaction on the catalytic efficiency has not been established. A supplementary control experiment with a *N*-methylated analogue of **11** would have given an indication.

Another example of assembled ligand through a single hydrogen bond is provided by some members of the UREAPhos family.^{104,105} Notably, the complex formed by reacting two equivalents of a *N,N*-dibenzyl UREAPhos derivative with

$[\text{Rh}(\text{acac})(\text{CO})_2]$ was characterized and presented some analogies with complex **7**: i) one UREAPhos ligand acts as a (P,O) -chelate as a result of the deprotonation of one acidic urea proton by the acac ligand, ii) the second UREAPhos is coordinated as a neutral ligand and is linked to the chelating anionic ligand *via* an intramolecular hydrogen bond and, iii) the rhodium complex is neutral and the phosphorus atoms are mutually *trans* (Fig. 4, a). A similar coordination mode was observed with 1⁻-(diphenylphosphino)ferrocenecarboxylic acid.^{106,107} During the hydroformylation reaction, the oxidative addition of dihydrogen to these precatalysts yields a catalytic resting state that contains no hydrogen bond between the UREAPhos ligands. A library of chiral UREAPhos ligands was investigated for the asymmetric hydroformylation of styrene with good selectivity for the branched product but modest enantioselectivity (**15**, Fig. 4). The mechanism involves heterolytic cleavage of H_2 on the rhodium centre and an anionic phosphine urea fragment (Fig. 4, b).¹⁰⁵

3.1.2 Assembled ligand with several hydrogen bond interactions

Since the seminal work of Breit *et al.*⁵⁶, involving hydrogen-bonded ligands by taking advantage of the pyridone/2-hydroxypyridine tautomeric equilibrium, this area of research has drawn the attention of several research groups. New systems have been designed in which the monodentate ligands self-assemble by means of two, three or even more classical hydrogen bonds. In some systems, weak hydrogen bonds were also observed in the solid state and in solution as additional stabilising interactions.¹⁰⁸ These hydrogen-bonded ligands behave as typical bidentate ligands in hydroformylation experiments at least upon reaction conditions that does not weaken or disrupt the assemblies. Accordingly, a significant change in the reaction outcome is usually observed when the temperature is increased or when protic polar solvents are used.^{56,105,109–113} Several classes of ligands are now available, as libraries for catalyst optimisation.

Cite this: DOI: 10.1039/c0xx00000x

ARTICLE TYPE

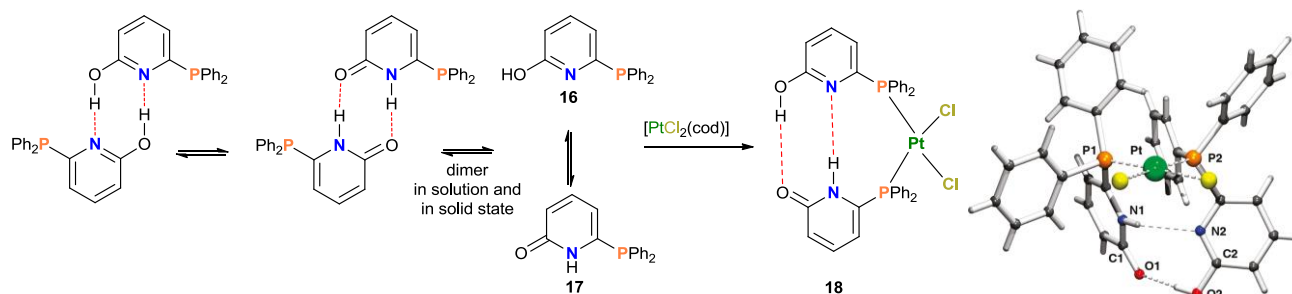


Fig. 5 Complexation properties of the pyridone/2-hydroxypyridine phosphine ligands. Tautomeric equilibrium between **16** and **17**, and coordination to Pt. Crystal structure of complex **18**. (The crystal structure is reprinted with permission from ref. 118. Copyright 2011. American Chemical Society).

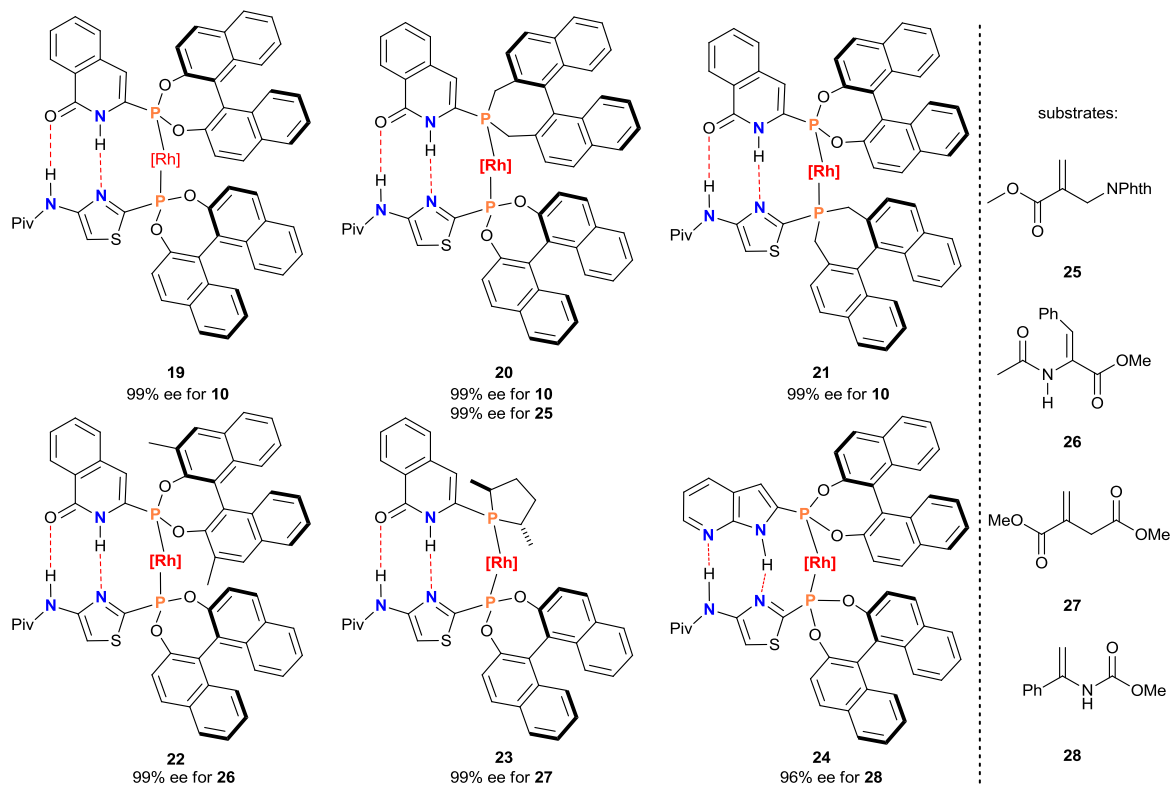


Fig. 6 Breit supramolecular bidentate ligands built on the adenine-thymine pair model. A combinatorial approach has been used to identify the best ligands in asymmetric hydrogenation reactions of various substrates. Phth = phthaloyl. Piv = pivaloyl. Ref: see the text.

They include: pyridone/2-hydroxypyridine phosphanes,^{56,109,113–119} amidopyridine/isoquinolone phosphanes and their derivatives built on the adenine-thymine pair model,^{110,111,120–126} UREAPhos and its derivatives,^{102,104,105,127–130} Suprabox (urea-oxazoline ligands),¹³¹ DpenPhos (based on phosphoramidite ligands),¹³² peptides phosphanes (included SupraPhanephos¹³³ and Suprapeptiphos),^{108,112} and PhthalaPhos^{134,135} (phosphanes appended with phthalamide residue). All these examples will be succinctly described with a special attention on the more recent results (>2009).

Gellrich *et al.* investigated in detail the tautomeric equilibrium

between 6-diphenylphosphanyl-2-hydroxy-pyridine (**16**) and 6-diphenylphosphanylpriodone (**17**) before and after coordination to Pt (complex **18**, **Fig. 5**).¹¹⁸ The free ligand exists as a pyridone-pyridone dimer both in solution and in the solid state. However, upon metal coordination, one pyridone molecule transforms into 2-hydroxypyridine and the favourable complementary interactions easily compensate the energy penalty (0.9 kcal.mol⁻¹) associated with the tautomerization process. Spectroscopic studies showed that the two hydrogen bonds in complex **18** are involved in a fast dynamic tautomerization process. For complex **18**, DFT calculations led to an estimate of an

additional enthalpic stabilisation through hydrogen bonding of 15 kcal.mol⁻¹. Previous studies indicated that structurally-related chiral ligands, having phospholane or phosphine groups attached to the pyridone moiety, can exhibit totally different coordination behaviour depending on the metal and the co-ligands.¹¹⁴ IR and NMR studies gave an indication of the tautomeric form of the pyridone moiety in the precatalysts used in rhodium-catalysed hydrogenation reactions.¹¹⁷ Whereas hydrogen bonding is confirmed in CH₂Cl₂ and 2,2,2-trifluoroethanol (TFE), the ligand is fully dissociated in MeOH since the 2-hydroxypyridine tautomeric form predominates in this solvent. For the asymmetric hydrogenation of **26** (formula in Fig. 6), with a chiral phosphine ligand coupled to a pyridone unit, this observation explains the better enantioselectivity obtained when TFE is used as a solvent instead of MeOH (95% and 64% ee respectively).

In 2003, the hydrogen-bonded ligand **16-17** was reported to be very active and selective for the hydroformylation of terminal alkenes.⁵⁶ Very recently an in-depth mechanistic study was provided for this reaction.¹³⁶ High-pressure infrared (HP-IR) analyses identified [Rh(H)(**16-17**)(CO)₂] as the catalytic resting state of the transformation. In this complex, the assembled ligand behaves as in **18** since a fast tautomerization process is observed. The loss of one molecule of CO generates the active species [Rh(H)(**16-17**)(CO)] in which the phosphine ligands are approximately *trans* (P-Rh-P = 154°, DFT optimised geometry). The bite angle changes from 112° (resting state) to 154° (active species) highlighting the flexible character of this assembled ligand. This flexibility is probably at the origin of the unique catalytic properties of this ligand system since it can adopt various coordination geometries and bite angles without severe energy penalties. More experimental and computational data are provided which confirm that hydrogen bond interactions between **16** and **17** are maintained during the whole catalytic cycle. The encountered flexibility requirement agrees very well with the findings for covalent diphosphines in rhodium-catalysed hydroformylation, as not all ligands coordinating in an *equatorial-equatorial* fashion lead to high l:b ratios.²⁸ A self-assembled ligand, derived from **16-17**, was used for the rhodium-catalysed hydroformylation of internal and terminal aryl alkynes providing *E*-enals with high selectivity.¹³⁷

With Pd, the hydrogen-bonded ligand **16-17** catalysed the allylation of *N*-heterocycles with allylic alcohols (13 examples, 33% < yield < 96%).¹²³ Even though the mechanism is not clearly established, hydrogen bond interactions between a “free” N-H proton of **16-17** and the hydroxyl group of the substrate are proposed that makes the hydroxyl group a better leaving group (see Fig. 41, section 5.1.2.1). For the ruthenium-catalysed hydration of nitriles, a similar interaction between the hydrogen-bonded ligand and an incoming water molecule seems plausible (see Fig. 34, section 5.1.2.1).¹²² Clearly, with a given supramolecular bidentate ligand, the nature of the interaction (ligand – ligand and/or ligand – substrate interactions) depends on the reaction studied.

2-Amidopyridine and isoquinolone are self-complementary motifs which mimic the hydrogen bonding pattern of the adenine-thymine DNA pair. Phosphane ligands were prepared which combine the 2-amidopyridine or the isoquinolone groups and the ligating phosphorus atom in the same covalent skeleton. Mixing phosphane ligands that possess self-complementary motifs

with a transition-metal only gives the hetero-complex.¹¹¹ Ligand hetero-combinations prove to be more efficient than the respective ligand homocombinations in a variety of catalytic reactions.^{110,111,120-126} For example, this ligand self-assembly strategy enables the easy preparation of ligand libraries and their screening in rhodium-catalysed asymmetric hydrogenation reactions.^{120,126} Wieland *et al.* prepared 12 ligands with the 2-amidopyridine or 2-aminothiazole motifs and 10 ligands with the isoquinolone or azaindole complementary groups (Fig. 6).¹²⁶ With this 12 x 10 ligand library in hand, the 120 catalysts were screened by an iterative deconvolution strategy. Indeed, instead of evaluating each catalyst independently, the ligands are divided in subgroups and the catalysts obtained by mixing each subgroup are evaluated together. The ligand subgroup which gives the best result in terms of activity and selectivity is selected and is deconvoluted further by division into new subgroups. In the last iterative step, each subgroup only contains one ligand and the catalytic results reveal the nature of the best catalyst. Here, for the asymmetric hydrogenation of MAA (**10**) only 17 reactions were needed to identify three efficient catalysts (**19**, **20** and **21**, Fig. 6). A parallel screening of the 120 catalysts validated the iterative deconvolution strategy because the same catalysts were identified as the best ones in both cases. With four other substrates (**25-28**), very active catalysts were found but the nature of the best ligand hetero-combinations differs in every case (**20** for **25**, **22** for **26**, **23** for **27** and **24** for **28**, Fig. 6). Ligand hetero-combinations always provide higher enantioselectivity than ligand homocombinations, proving that the former are the active species. Although ligand – ligand interaction plays an obvious role in the catalytic performance by furnishing highly selective hetero-combinations, ligand – substrate interactions cannot be ruled out on the basis of the provided data.

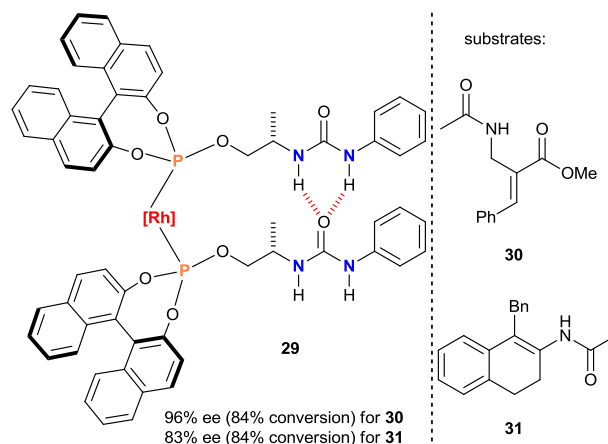


Fig. 7 1,3-disubstituted UREAPhos as self-assembled ligands for asymmetric hydrogenation. Ref: see the text.

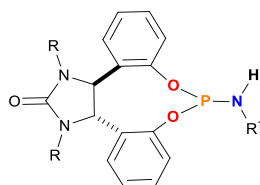
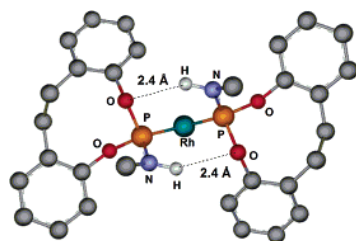
Coordination chemistry studies involving some members of the UREAPhos family showed that one acidic urea proton is readily deprotonated in presence of metal precursors such as [Rh(acac)(CO)₂]; complexes are formed where the UREAPhos ligands are linked by a bridging hydrogen atom (see Fig. 4).^{104,105} In striking contrast, the reaction of two equivalents of UREAPhos ligands with a “neutral” rhodium precursor, such as

Cite this: DOI: 10.1039/c0xx00000x

www.rsc.org/xxxxxx

ARTICLE TYPE

[Rh(nbd)₂]BF₄, always yields the complex with the doubly hydrogen-bonded bidentate ligand.^{104,129,130} An automated procedure was followed for the fast evolution of a small library of UREAPhos ligands in the asymmetric hydrogenation of industrially relevant substrates.¹³⁰ Twelve ligands were prepared which differ by the nature of the linker between the urea function and the phosphorus atom and by the chiral substituent(s) located on the phosphorus atom. In the first screening the most promising catalyst for each substrate was identified. A second screening concerned the reaction conditions required for the highest catalytic activity and selectivity. The best catalyst **29** (Fig. 7) provided 96% ee (84% conversion) and 83% ee (84% conversion) for substrates **30** and **31** respectively. NMR experiments of the precatalyst assemblies at different concentration confirm the presence of intramolecular hydrogen bonds.



DpenPhos ligands

Fig. 8 Left: General formula of the DpenPhos ligands. Right: Optimised-structure of a [Rh(DpenPhos)₂(cod)]X complex emphasizing the hydrogen bond interactions between the two ligands. (The optimised structure is reprinted with permission from ref. 132. Copyright 2006. American Chemical Society).

Liu *et al.* reported DpenPhos a class of monodentate ligands that self-assembled *via* two hydrogen bonds; the resulting bidentate ligands coordinated to Rh in a *cis*-position (Fig. 8).¹³² These chiral phosphoramidite ligands proved to be very selective for the asymmetric hydrogenation of (*Z*)-methyl α -(acetoxy)acrylates and (*E*)- β -aryl itaconate derivatives (14 examples, 94<ee<99%). In the precatalysts, the bite angle of the assembled diphosphorus ligand is of 89.9°, which is smaller than the one observed for a structurally-related phosphoramidite ligand lacking the hydrogen bond donor N-H group (94.8°). This hydrogen bond interaction coupled with the alteration of the ligands bite angle can explain the excellent catalytic performance exhibited by DpenPhos ligands.

Breit group developed a family of peptide-derived monophosphine ligands that self-assembled as a result of hydrogen bond interaction between the peptide groups. These ligands are named SupraPhanePhos because the helical hydrogen-bonding

network induces a planar chiral π -stacking arrangement of the two *meta*-substituted arene rings (Fig. 9, a).¹³³ With two amino acids in the side chains, chirality transfer produced modest enantioselectivity in asymmetric hydrogenation (51%).¹³³ When supplementary chiral information is present on the phosphorus atom, the catalysts are far more enantioselective.¹³³ Kokan *et al.* recently slightly improved this result by using *para*-substituted arene rings with three amino acids in the side chains (up to 68% ee for the hydrogenation of **10**).¹³⁸ These results are of interest, because the chirality is derived from remote groups, and not, like the majority of the results in this review, from a chiral BINOL group. It should be borne in mind that most BINOL-derived systems give modest to excellent enantiomeric excesses in the absence of supramolecular interactions.

Upon coordination of rhodium or palladium atoms, C-linked phosphine-functionalized peptide ligands interact with the complementary N-linked phosphine-functionalized peptide counterparts and thus selectively form hetero-complexes (Suprapeptiphos ligands, Fig. 9, b).¹¹² Two amino acids in the side chain are enough to direct the assembly through the formation of an antiparallel β -sheet structure as a result of three hydrogen bonds established between each monophosphine ligand. An accurate study of a series of structurally-related ligands allows the determination of the structural factors that are crucial for the assembly.¹⁰⁸ Interestingly, hydrogen bonds are not the only contributors to the overall complex stability, because a weak C–H \cdots N hydrogen bond, participates in the stabilisation of the hetero-complex. Such an interaction is present both in solution and in the solid state (see the PLATON plot of the solid state structure of complex **35**, Fig. 9, b). As a result, the hetero-complex **32**, which is stabilised by a weak hydrogen bond, is far much favoured over the respective homo-complexes than the hetero-complexes **33** and **34** which lack this interaction. A library of Suprapeptiphos ligands was evaluated in the asymmetric hydroformylation of styrene (5.7<b:l ratio<19) for which some ligand heterocombinations proved to be more efficient than the respective ligand homocombinations.¹¹² Selectivity was low (38% ee in the best case) but again it should be kept in mind that chirality was located on the remote peptide side chains.¹³⁹⁻¹⁴¹

It must be stressed that for all the systems mentioned above hydrogen bonding was found to be primordial for the observed catalytic efficiency. However, the exact role of the hydrogen bond interaction was not always carefully probed. The following example highlights how the nature of the selectivity-determining interaction can be properly assigned. Pignatoro *et al.* prepared chiral monodentate phosphite ligands, named PhthalaPhos, which contain a phthalic acid primary amid moiety (Fig. 10).¹³⁴ PhthalaPhos ligands exhibit higher selectivity for the asymmetric hydrogenation of substrates **10**, **26**, **27**, **28**, and **37** than a chiral monophosphite ligand taken as a reference. NMR studies and DFT calculations confirmed the presence of two intramolecular hydrogen bonds between the N–H \cdots O and the carbonyl oxygens of the PhthalaPhos ligands in the rhodium precatalysts

(N–H_B remaining free, **Fig. 10**). However, control experiments with *N*-Me analogue of **36** indicated that the same selectivity (96% ee) and activity were obtained with this ligand for the hydrogenation of substrate **37**. Additionally, hydrogenation of *N*-

methylated substrates gave lower conversion and selectivity.

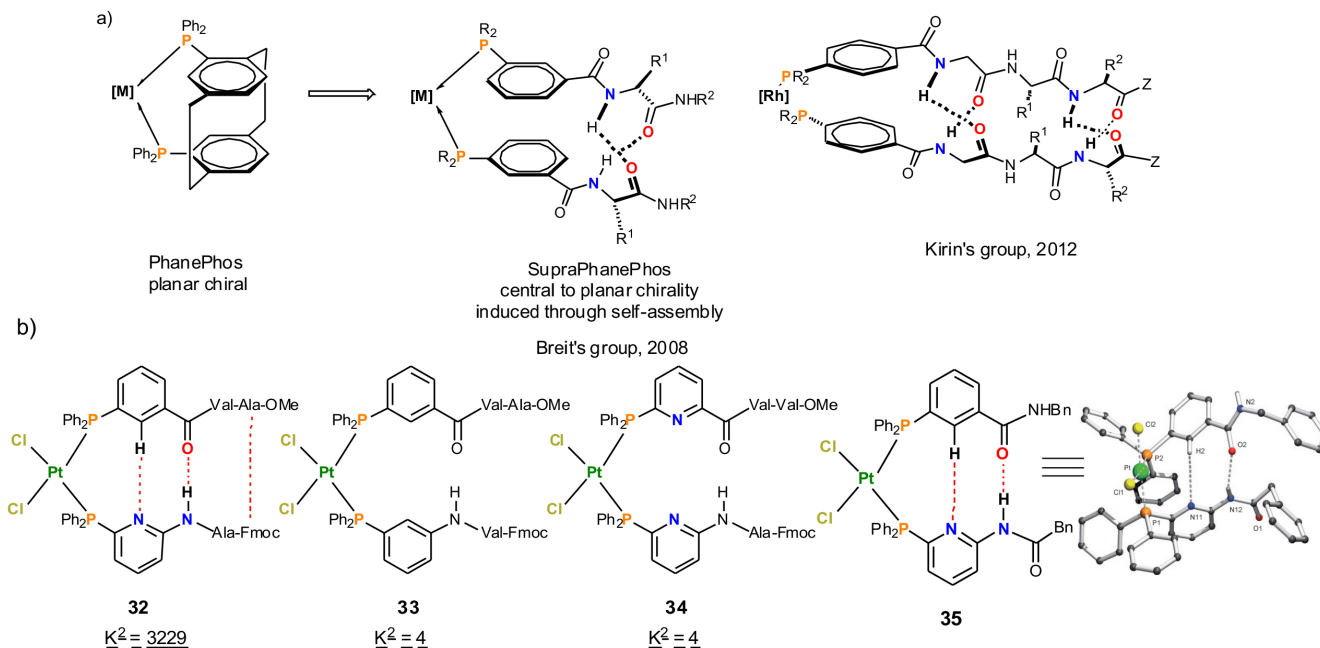


Fig. 9 SupraPhanePhos and Suprapeptiphos ligands. (a) General formula of PhanePhos and SupraPhanePhos ligands. (b) Cooperative effect of classical and weak hydrogen bonds for the metal-induced construction of hetero-complex **32**. PLATON plot of the solid state structure of complex **35**. K constant reflects how much the formation of the hetero-complex is enhanced compared to a statistical distribution. $K = [\text{Hetero}]^2 / [\text{Homo}] \times [\text{Homo}]$; $K = 4$ for a statistical distribution. (PLATON Plot is reprinted with permission from ref. 108. Copyright 2009. John Wiley and Sons). Refs: see the text.

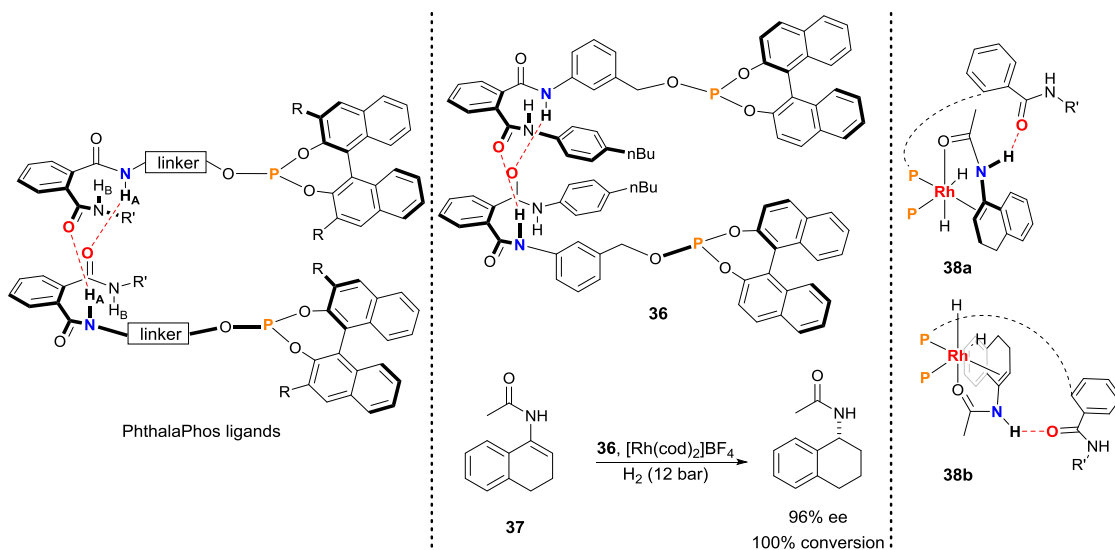


Fig. 10 PhthalaPhos ligands. Left: General structure of the PhthalaPhos ligands. Middle: Best catalyst for the asymmetric hydrogenation of **37**. Right: Representation of the hydrogen bond between the carbonyl oxygen of the **36** ancillary amide group and the N–H proton of substrate **37** in $[\text{Rh}(\text{H})_2(\text{37})(\text{36})]^+$ as observed in DFT-optimised structures (**38a** is 14.8 kcal.mol⁻¹ more stable than **38b**). Ref: see the text.

Clearly, the catalytic efficiency of PhthalaPhos ligands is governed by ligand – substrate rather than ligand – ligand interactions. Indeed, DFT calculations confirmed that that the intramolecular hydrogen bonding between PhthalaPhos ligands presents in the precatalyst is lost during the catalytic cycle at the expense of ligand

– substrate interactions (hydrogen bond established between the N–H proton of the substrate and the carbonyl oxygen of one PhthalaPhos ligand, see **38a** and **38b**, **Fig. 10**).¹³⁵ This can be a general trend of this family since related ligands with a benzamide residue (instead of phthalamide) behave

Cite this: DOI: 10.1039/c0xx00000x

www.rsc.org/xxxxxx

ARTICLE TYPE

similarly.¹⁴²

Most of the examples reported so far apply supramolecular

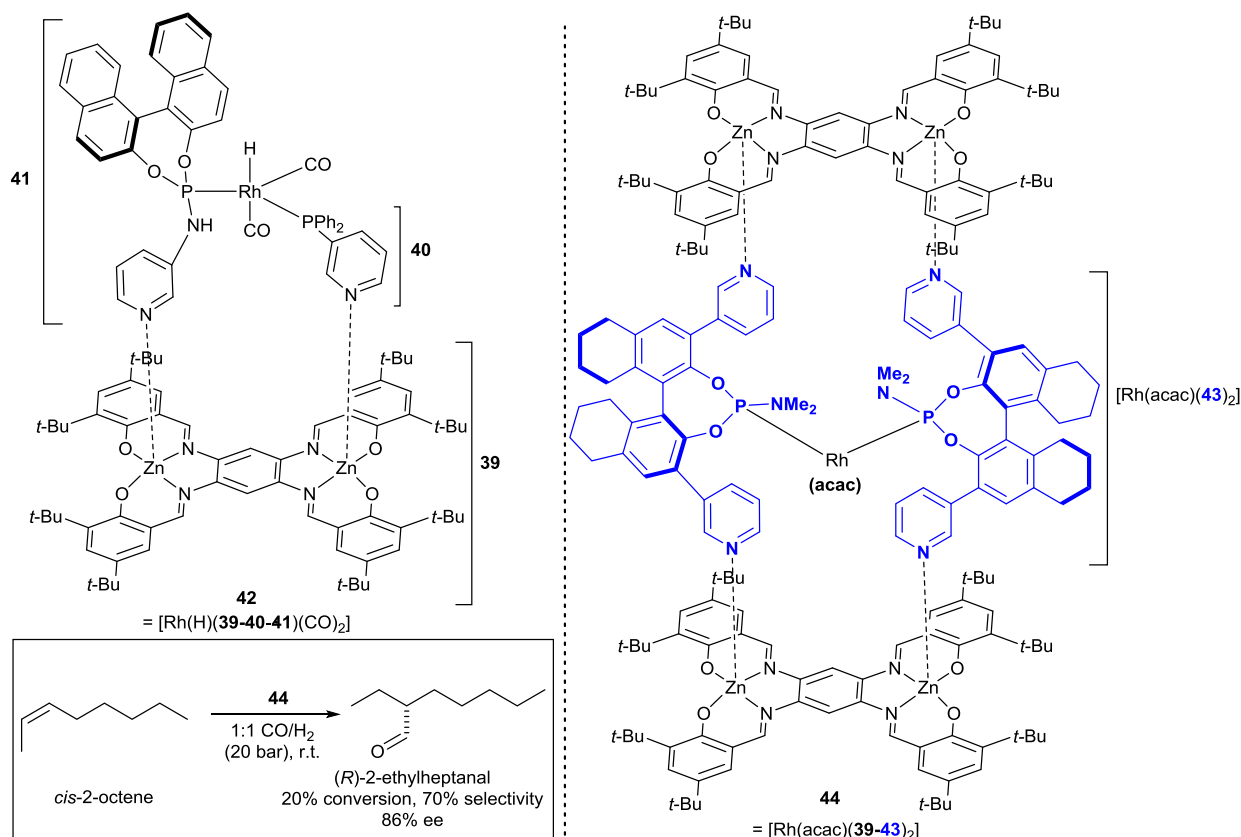
interactions for the assembly of two monophosphine ligands. Durini *et al.* reported Suprabox: a series of chiral urea-oxazoline

Fig. 11 Use of Zn-bis(salphen) platforms as a template for the assembly of two pyridylphosphane ligands. Left: **39** used as a template for the selective formation of the hetero-complex **42**. Selective hydroformylation of *cis*-2-octene with precatalyst **44**. Right: Formula of precatalyst **44**, formed by combination of **39**, **43** and $[\text{Rh}(\text{acac})(\text{CO})_2]$. Refs: see the text.

ligands.¹³¹ Coordination chemistry studies confirmed the formation of bis(oxazoline) copper and palladium complexes. Good selectivities were obtained for the copper-catalysed benzoylation of *vic*-diols. Kinetic resolution of racemic hydrobenzoin (up to 86% ee and selectivity (*s*) = 28) and desymmetrization of *meso*-hydrobenzoin (up to 88% ee) was accomplished. A covalent Box analogue gave 99% ee in the reaction of *rac*-hydrobenzoin, but, more importantly, the related oxazoline monomer without hydrogen bonding functionalities gave 0% ee.

3.1.3 Lewis acid – Lewis base and ionic metal-ligand interactions

In this subsection, we describe examples of the use of a metal as template for the assembly of two ditopic ligands.

Van Leeuwen and Reek first used Lewis acid – Lewis base interactions for the construction of supramolecular bidentate ligands. Two Zn-porphyrin platforms, linked by a covalent spacer, were used as a template for the association of two pyridylphosphanes (such as **40** and **41**, **Fig. 11**). Pyridylphosphines

alone and their complexes with a Zn-monoporphyrin platform served as monophosphine references. High-pressure NMR analyses confirmed the formation of (*P,P*)-chelates. This was corroborated by the catalytic results; the supramolecular bidentate ligands exhibited higher selectivity in alkene hydroformylation and allylic alkylation reactions compared to references.¹⁴³ One of the advantages of this system is that the formation of hetero-complexes is entropically driven. Higher rates and selectivities were obtained when hetero-combinations of pyridylphosphines, pyridylphosphoramidites or pyridylphosphites were used in combination with bis Zn-bis(salphen) platform **39** (**Fig. 11** left).¹⁴⁴ HP-NMR and HP-IR studies established that the hetero-complex **42**, with the pyridylphosphanes **40** and **41** coordinated to Rh in a *equatorial-equatorial* fashion, is the catalytic resting state for the hydroformylation of styrene (19% conversion, b:l ratio = 9.2, 72% ee). The properties of this catalytic system were further investigated by changing the nature of the template and the pyridylphosphine, and in most of the cases the bidentate assemblies showed higher selectivity than the respective

references. However, the overall catalytic efficiency of these catalysts remained modest.^{145–147} Recently, Reek and co-workers

reported the chiral H₈-BINOL-derived phosphoramidite ligand **43**

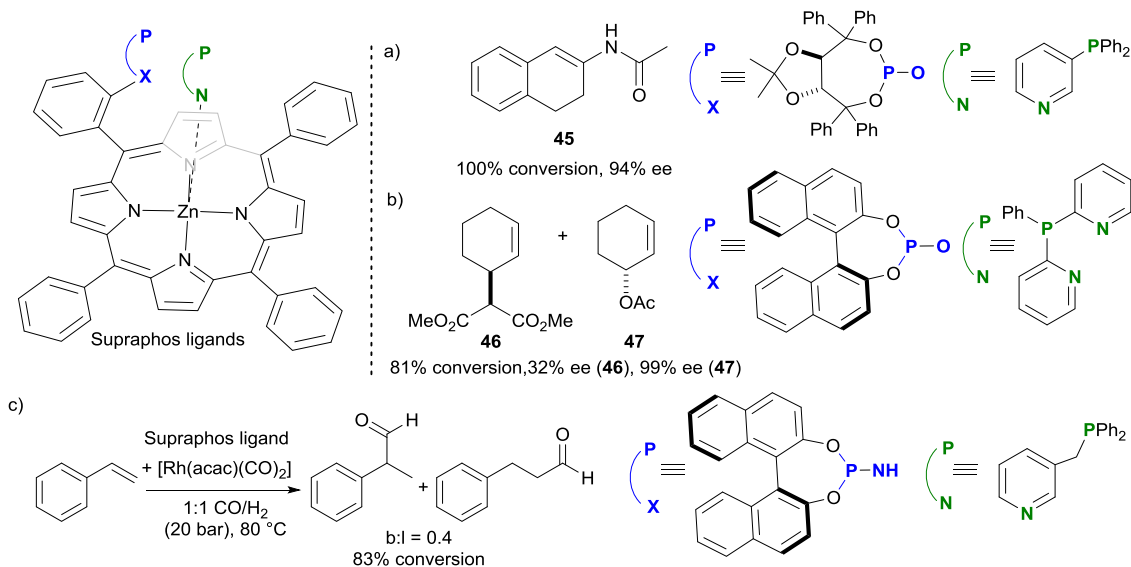


Fig. 12 Supraphos ligands. Best ligand hetero-combinations found for the rhodium-catalysed hydrogenation of the challenging enamide substrate **45** (a), for the palladium-catalysed kinetic resolution of racemic cyclohexenyl acetate (b) and for the rhodium-catalysed hydroformylation of styrene (c). Refs: see the text.

that possess two peripheral pyridine rings available for the coordination of Zn-bis(salphen) platforms (Fig. 11 right).¹⁴⁸ Combination of two equiv. of **43** and two equiv. of **39** led to a very robust bidentate ligand. Upon coordination to [Rh(acac)(CO)₂], the supramolecular complex **44** was formed in which the rhodium atom was confined between two units of **39**. The resulting catalyst exhibited an unusual selectivity during the hydroformylation of *trans*- and *cis*-2-alkenes: the innermost aldehyde was produced preferentially. In addition the (*R*)-enantiomer of this aldehyde is obtained with high optical purity. For example, the hydroformylation reaction of *cis*-2-octene performed at 25 °C yields (*R*)-2-ethylheptanal with 86% ee, albeit at a modest 20% conversion (Fig. 11 left). The activity was increased by performing the reaction at 40 °C at a low cost of regio- and enantioselectivity. The supramolecular ligand (**39-43**)₂ clearly outperformed the commercially available CHIRAPHITE and (*S,S*)-DIOP ligands, as well as other self-assembled ligands (e.g. **83-71**₂, Fig. 24) under the same reaction conditions. The results were explained by the steric effects exerted by the Zn-salphen platforms within the encapsulated Rh catalyst.

A more elaborated self-assembled system consisting of a phosphite ligand covalently attached to three Zn-porphyrin platforms was studied for the formation of a supramolecular bidentate box-like ligand.¹⁴⁹ Three molecules of DABCO (1,4-diazabicyclo[2.2.2]octane) each one sandwiched between two porphyrin units act as supramolecular columns. The association constant of the Zn-porphyrin platform with the DABCO molecules is stronger than the one with the pyridylphosphines described above. The formation of a complex with a chelating diphosphite ligand is clearly demonstrated by the result of the catalytic hydroformylation of 1-octene: a l:b ratio of 22.8 is obtained at 30 °C.

Reek and co-workers devised a supramolecular approach for preparing bidentate ligands by simply mixing two monomeric

phosphorus-based ligands each of which incorporate complementary group: a Zn-porphyrin platform or a pyridyl donor. This methodology has enabled efficient preparation of libraries of structurally-diverse bidentate ligands called Supraphos with unprecedented ease (Fig. 12). The selective binding of pyridyl donors to the zinc acceptors, in addition to a chelate effect (7 kJ.mol⁻¹), are the driving forces for the formation of stable hetero-complexes with (*P,P*)-chelate ligands. This strategy constitutes a powerful tool that has led in some cases to unprecedented catalytic activity for the catalysts derived from Supraphos ligands (Fig. 12, a-c). For the hydrogenation of the challenging acetamide substrate **45** (Fig. 12, a) the best ligand hetero-combination outperformed BINAPHOS^{150,151} a covalent bidentate phosphine-phosphite ligand that has been applied successfully to many asymmetric transformations.¹⁵² The large aromatic surface of the porphyrin molecule likely played an important role by creating a pocket that directs the substrate. For the palladium-catalysed kinetic resolution of racemic cyclohexenyl acetate, the best Supraphos ligand exhibits a remarkable activity (Fig. 12, b). It yields high ee of the *S* enantiomer of cyclohexenyl acetate above conversions of 60% but the ee of the product is low (30%) and opposite.¹⁵³ This unusual behaviour can be related to the dynamic character of the Supraphos ligand. In the hydroformylation of styrene, subtle structural modification of one of the components had a great impact on the catalytic result (Fig. 12, c).¹⁵⁴ The rhodium catalysts derived from various chiral Supraphos ligands provide an unusual selectivity for this reaction: the linear aldehyde is formed preferentially (b:l ratio = 0.4). This regioselectivity is unprecedented for a phosphoramidite-phosphine bidentate ligand and its origin remains unclear. The authors proposed that π - π interactions between the aromatic groups of the Supraphos ligand and the styryl group of the substrate may slow down the migratory insertion of CO and facilitate β -hydride elimination in the branched intermediate.¹⁵⁵ Goudriaan *et al.* investigated a library of 437 chiral Supraphos

Cite this: DOI: 10.1039/c0xx00000x

www.rsc.org/xxxxxx

ARTICLE TYPE

ligands for the rhodium-catalysed

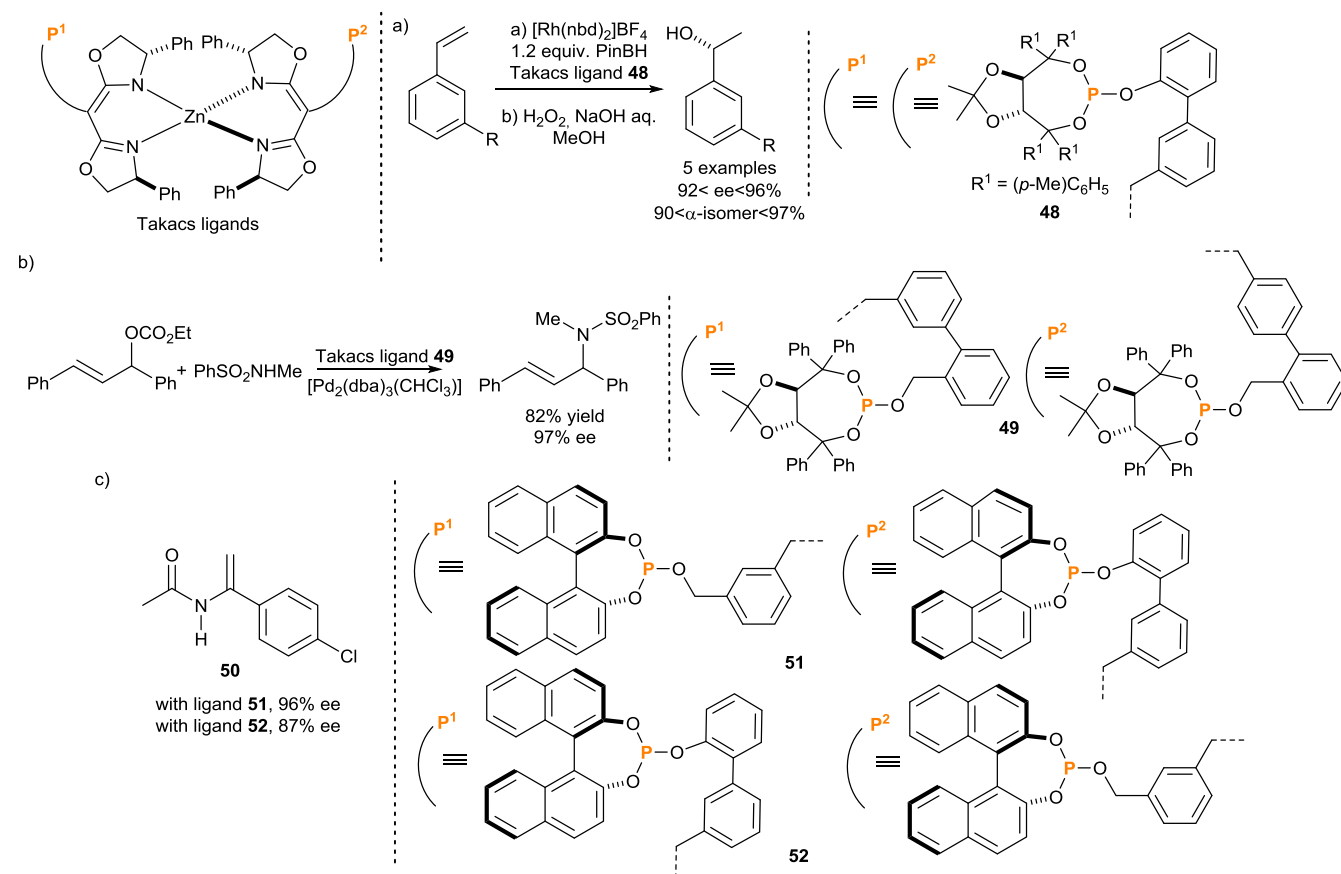


Fig. 13 Takacs ligands. Best ligand combinations found for the rhodium-catalysed asymmetric hydroboration of *m*-substituted styrenes (a), for the palladium-catalysed asymmetric amination of 1,3-diphenylallyl-ethyl carbonate (b) and for the rhodium-catalysed asymmetric hydrogenation of substrate **50** (c). In the latter case, diastereomeric ligands **51** and **52** that only differ by their configuration at the Zn metal centre, give different selectivity. Refs: see the text.

hydroformylation of styrene: the branched isomer was formed preferentially but with very low optical purity.¹⁵⁴ Chelate-assembled Supraphos ligands have behaved as highly efficient bidentate ligands in the above mentioned transformations for a wide array of substrates, although in a few specific cases, the non-assembled monodentate Supraphos ligand surprisingly outperformed the assembled bidentate ligand in terms of enantioselectivity.^{156,157}

Takacs *et al.* first reported the use of anionic metal-ligand interactions for the construction of bidentate supramolecular ligands¹⁵⁸ not counting the numerous, older publications in the area of “bimetallic” catalysis in which also most often one metal functions as the assembly metal and the other one is the catalytic metal.^{159–164} The synthetic route of Takacs ligands involved self-assembly of two anionic N,N bis(oxazoline) (bis(4,5-dihydrooxazol-2-yl)methane) ligands around a Zn^{II} centre, acting as the metal template (Fig. 13). Apart of a

bis(oxazoline) group for Zn-directed assembly, each fragment contained a conformationally labile aryl-based linker and a second set of ligating groups (*i.e.* TADDOL-derived phosphite groups), equipped to bind a second metal centre and to form a catalytic site. The self-assembly process showed high levels of self-sorting, *i.e.* starting from a 1:1 mixture of (*R,R*)- and (*S,S*)-bis(oxazoline) only the Zn^{II} hetero-complex is formed which contains one (*R,R*)- and one (*S,S*)-bis(oxazoline) ligand.^{165–167} In other words, in the Takacs system, the reaction between two different monophosphane ligands attached to bis(oxazoline) units with opposite configuration and a Zn^{II} precursor yields quantitatively the ligand hetero-combination. Varying the ligand scaffold (linker and/or ligating groups) enabled easy generation of ligand libraries, from which highly efficient enantioselective catalysts were identified. Analysis of the hits for three reactions, palladium-catalysed asymmetric allylic amination,¹⁵⁸ rhodium-catalysed hydrogenation^{167,168} and

Cite this: DOI: 10.1039/c0xx00000x

www.rsc.org/xxxxxxx

ARTICLE TYPE

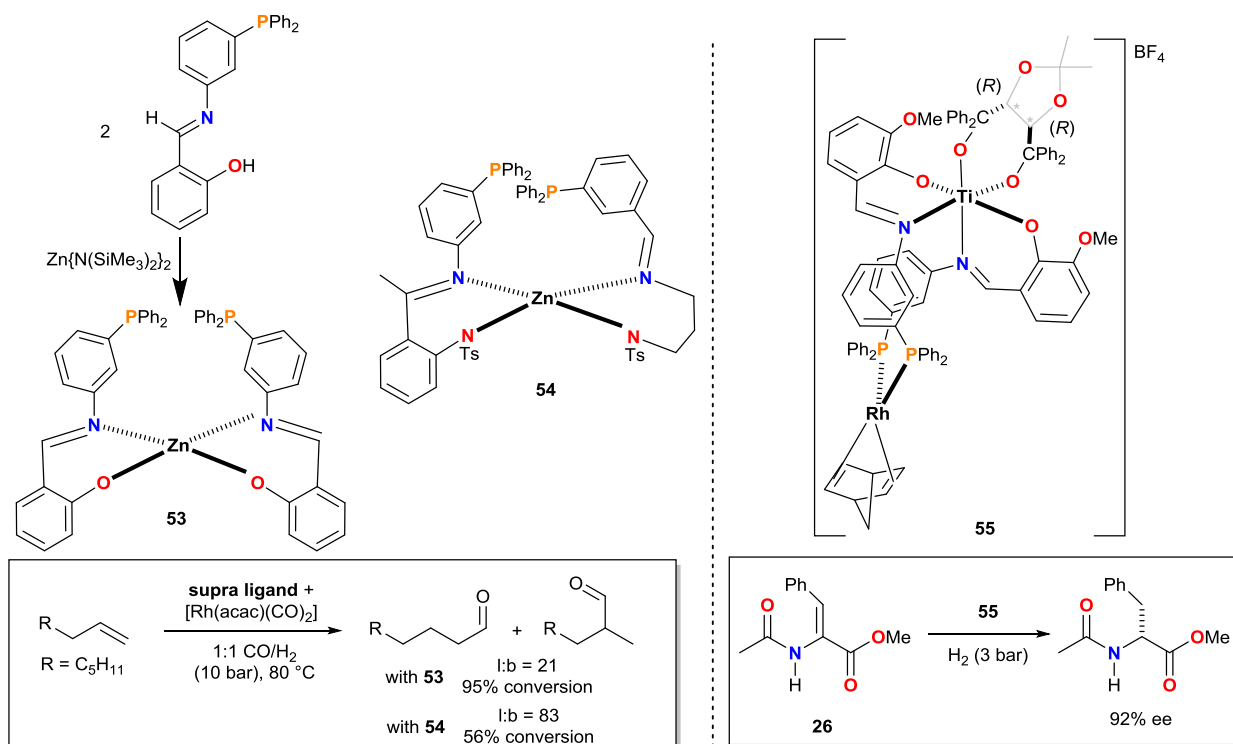


Fig. 14 Construction of supramolecular bidentate ligands by means of anionic metal-ligand interactions. Left: The rhodium catalysts containing the bidentate ligands **53** and **54** gave preferentially octanal as the hydroformylation product of 1-octene. Right: Possible structure for the self-assembled pre-catalyst **55** that possesses a remote chiral inducer. Catalyst derived from **55** hydrogenates **26** selectively (92% ee). Refs: see the text.

rhodium-catalysed hydroboration^{169,170} revealed that different sets of hits were obtained (**Fig. 13**). Takacs ligand **48** possess identical linkers between the phosphite ligating groups and the bis(oxazoline) recognition sub-units. The rhodium-catalyst derived from **48** (**Fig. 13, a**) provided benzylic alcohols with high optical purity from *meta*-substituted styrenes.¹⁷⁰ Spectroscopic studies and DFT calculations confirmed that the pre-catalyst is a Rh₂Zn-dinuclear complex with a *cis*-arrangement of the phosphorus atoms bound to the catalytic rhodium atom. Previously, heterobidentate ligand **49**, again with a chiral (*R,R*)-TADDOL phosphite ligating group, gave the best result for the palladium-catalysed amination of 1,3-diphenylallyl-ethyl carbonate (**Fig. 13, b**).¹⁵⁸ (*R*)-BINOL phosphites proved to be superior to (*R,R*)-TADDOL and (*R*)-BIPHEP phosphites for the asymmetric hydrogenation of substrate **50** (**Fig. 13, c**).¹⁶⁸ The same trend is observed when the (*R*)-BINOL phosphite is incorporated into Takacs ligands. The impact of each sub-unit of the assembled ligand on the catalytic performance was scrutinized and, as expected, the nature of the linker between the ligating group and the bis(oxazoline) unit plays a major role. More surprisingly, the chirality around the Zn template also has an importance. For example, diastereomeric ligands **51** and **52** give a slightly different selectivity, indicating a matched/mismatched relationship between the chirality located on the Zn and the one

present on the phosphorus atom. Further investigation is needed to rationalize this result, but initial assumptions are that the recognition sub-units: i) influence the organisation of the linkers (and thus the overall structure of the catalyst), ii) directly interact with the substrate during the course of the reaction. Probing this potential ligand – substrate interaction is of importance for the design of catalysts with unusual selectivity.

Although Takacs metal-directed assembling strategy leads selectively to stable hetero-complexes by virtue of the design of the recognition sub-units, the synthesis of the monomeric ligands is not straightforward (a multistep synthetic procedure is required). Van Leeuwen and co-workers devised a Ti- or Zn-directed assembly process of simpler ditopic monomeric components (two-step synthesis), which contained an *o*-hydroxy Schiff base moiety for the assembly process and a ligating-phosphorus atom for catalysis. The nitrogen and oxygen atoms of the *o*-hydroxy Schiff base moiety chelate the metal centre acting as the template (*i.e.* zinc or titanium), and the phosphorus atoms of the two monomeric units come close in space in an arrangement that is suitable for the coordination to the catalytic metal centre (**Fig. 14**).¹⁷¹ X-ray structures of the assembled ligands induced by Zn^{II} coordination showed variable P-P distances (between 6.5 and 8 Å) depending on the ditopic ligand

Cite this: DOI: 10.1039/c0xx00000x

www.rsc.org/xxxxxx

ARTICLE TYPE

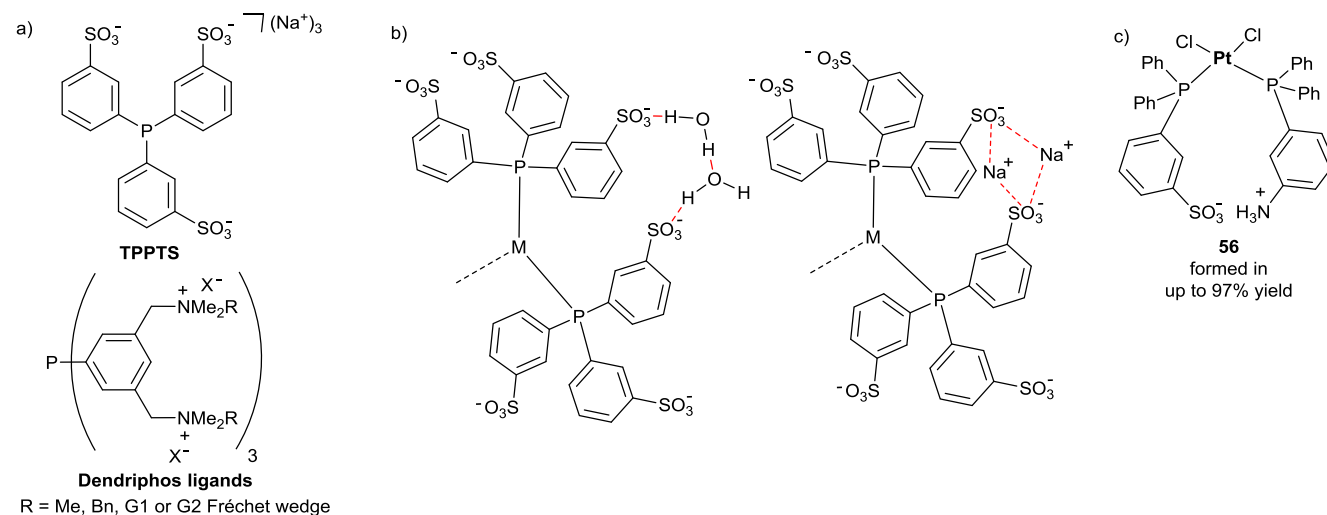


Fig. 15 Self-assembly of ionic phosphines by means of electrostatic interactions. a) Formulas of TPPTS (tri(*m*-sulfonatedphenyl)phosphine) and Dendriphos ligands. b) Self-assembly of TPPTS ligands through hydrogen bond interactions (with bridging water molecules) or electrostatic interactions.

The model has been proposed for several catalytic reactions. c) The electrostatic interaction between mono-sulfonated triphenylphosphine and mono-ammonium triphenylphosphine led almost exclusively to the formation of the hetero-complex. Refs: see the text.

employed. MM2 calculations indicated the preference of a natural bite angle of approximately 110° in the zinc-templated supramolecular ligands coordinated to Pd or Rh metal centres. HP-IR analysis under CO atmosphere confirmed the preferential formation of rhodium complexes [Rh(H)(**53**)(CO)₂] with an equatorial-equatorial arrangement of the phosphine-binding groups.¹⁷² As a result, utilization of these rhodium complexes in hydroformylation of 1-octene as substrate led preferably to the linear aldehyde (l:b ratio of 21 for the catalyst derived from **53**, **Fig. 14** left). Combining different ditopic ligands gave variable mixtures of homo- and hetero-combinations of the monomeric units. Evaluation of expanded ligand libraries, including ligand hetero-combinations, reveals an even more selective catalyst with a l:b ratio up to 83 but at lower conversion (**54**, **Fig. 14** left).¹⁷² Replacing Zn by Ti gives access to two supplementary coordination sites on the metal centre used as the template metal. A multi-component catalytic system composed of one chiral diol as the chiral inducer, a titanium centre acting as template metal, two ditopic monomeric units, and one rhodium centre as the catalytic site was investigated in the asymmetric hydrogenation of benchmark substrates.¹⁷³ In this case, the stereogenic centres are located in a fragment coordinated to the metal template at approximately 13 Å from the double bond of the substrate (MM2 calculations). However, the chiral information at such a remote position is successfully transferred to the catalytic site, since the hydrogenation product of **26** is obtained in a 92% ee (**Fig. 14** right). Control experiments confirmed that the effective catalyst is a self-assembled complex containing the four components already mentioned (chiral diol, titanium centre, ditopic monomers, rhodium centre). NMR analyses of the assembled pre-catalyst **55** showed the formation of a major well-defined C₁-symmetric

rhodium complex with the diphosphine unit coordinated in the *cis* fashion (other diastereoisomers of **55** were observed in trace amounts). The coordination mode around Ti has C₂ symmetry, as drawn, but the resulting complex has a lower symmetry; details are not known. The mechanism of the chirality transfer is not established either; at this time none specific interaction between the ligand backbone and the substrate is envisaged.

Even though ditopic ligands were used in the past for the construction of homo- or heterobimetallic complexes,¹⁶² Takacs and van Leeuwen systems constitute the first examples of efficient catalysts based on a ligand scaffold that can be easily modified.^{159–164}

3.1.4 Other type of interactions

In a few cases, weak attractive interactions (such as van der Waals, C–H- π or π - π interactions) between the ligands have been detected as the factor responsible for an excess formation of hetero-complexes.^{174,175} In catalysis, such a bias from the statistical distribution is desirable when the hetero-complexes are more active than the respective homo-complexes. Hydrogen bond and metal-ligand interactions are to date the most used interactions for the construction of supramolecular bidentate ligands. However, other types of attractive interactions (electrostatic, ionic hydrogen bond, hydrophobic, π - π stacking) can be used to design catalysts with self-assembled ligands.^{176–178} The number of coordinated anionic or cationic ligands, such as TPPTS and Dendriphos ligands respectively (**Fig. 15, a**), in homoleptic transition-metal complexes is usually governed by Coulombic interligand repulsion.¹⁷⁹ This interaction, between coordinated ionic ligand and between free ionic ligand and the metal complex, tends to limit the number of ionic ligands coordinated to the metal centre.¹⁸⁰ In palladium-catalysed

Cite this: DOI: 10.1039/c0xx00000x

www.rsc.org/xxxxxxx

ARTICLE TYPE

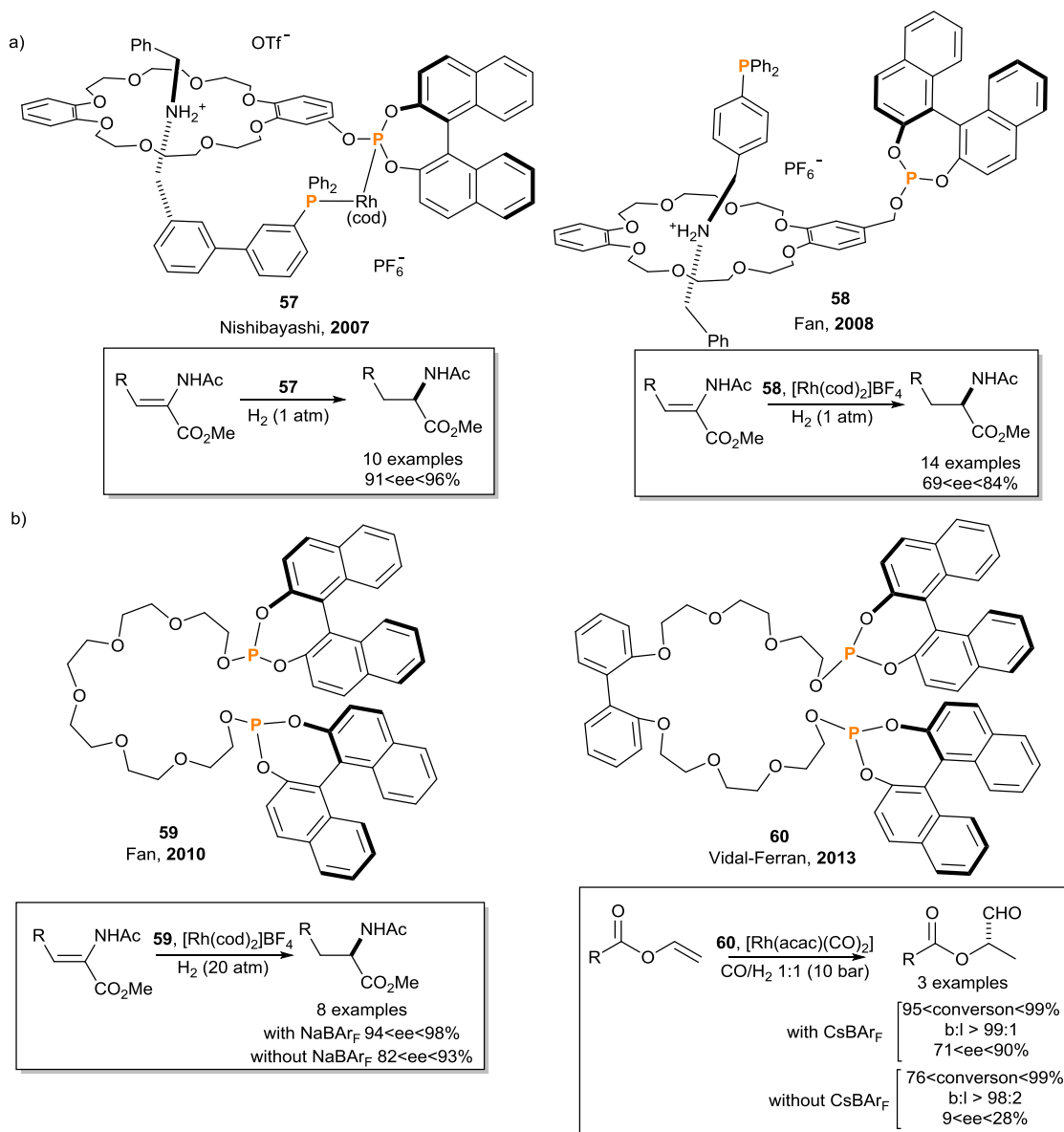


Fig. 16 Formation of supramolecular bidentate ligands by means of cation-dipole interactions. (a) Chiral ligands **57** and **58** are based on a pseudorotaxane skeleton. (b) Coordination of an alkali metal to the poly(ether) backbone of **59** and **60** enforces the formation of chelate rhodium complexes. Refs: see the text.

5 Suzuki-Miyaura cross-coupling reactions with Dendriphos ligands,¹⁸¹ the Coulombic interligand repulsion favours the formation of homogeneous monoligated-Pd(0) species.^{182,183} On the contrary, non-covalent interactions can also be used to stabilise metal complexes that contain two or more coordinated ionic ligands. For example, in the rhodium-catalysed hydroformylation of linear alkenes in water,¹⁸⁴ active species with TPPTS ligands are less active but more selective towards the formation of the linear aldehyde compared to active species having triphenylphosphine ligands. The result was explained by the

15 presence of a network of water molecules bridging the sulfonato groups of the TPPTS ligands present in the active species (Fig. 15, b). The same species is stabilised through the formation of SO₃⁻•Na⁺ ion pairs upon increasing of the ionic strength of the aqueous solution.^{185–187} The model^{180, 184,188} based on these electrostatic and/or ionic hydrogen bond interactions for the stabilisation of the bidentate ligand has been validated for other metal complexes and catalytic applications.¹⁷⁹ Gulyás *et al.* found that hetero-complexes are generated almost exclusively as a result of attractive interactions between structurally simple ionic

Cite this: DOI: 10.1039/c0xx00000x

www.rsc.org/xxxxxx

ARTICLE TYPE

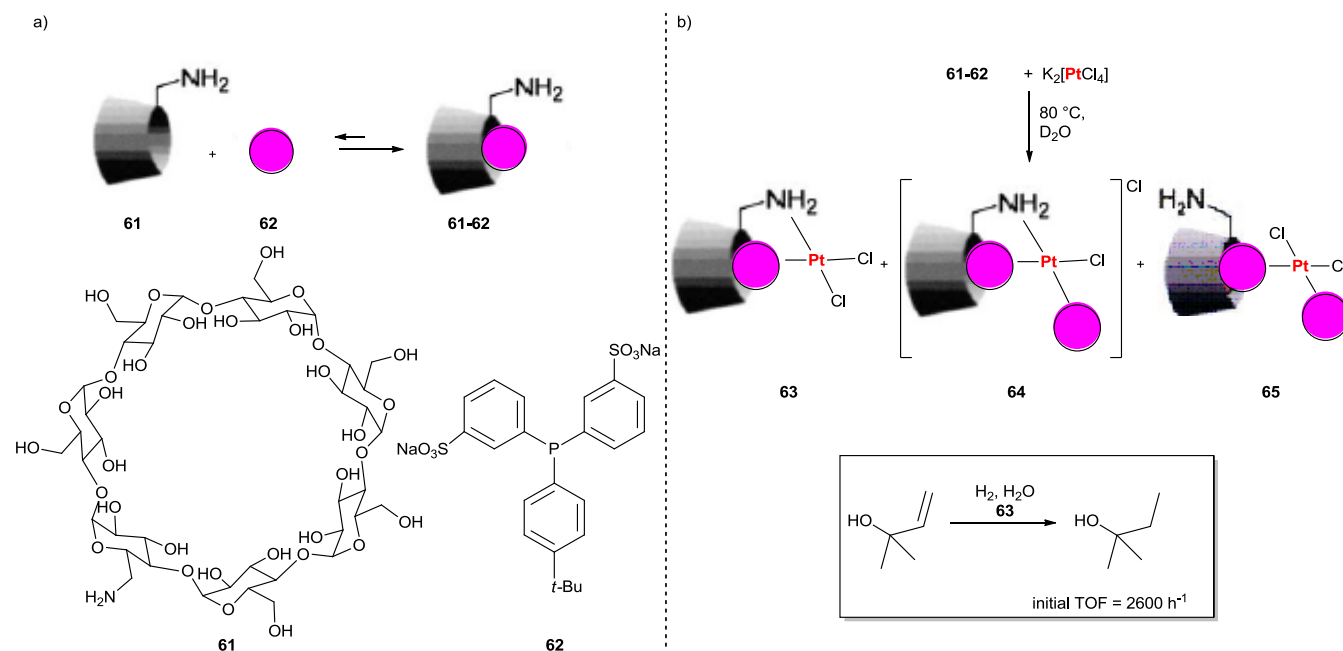


Fig. 17 Assembled supramolecular P,N ligands by means of hydrophobic interactions. (a) Schematic representation of the inclusion of **62** within **61**. (b) After mixing **61–62** with $K_2[PtCl_4]$, three complexes are formed but only **63** is active for the hydrogenation of 2-methyl-3-buten-2-ol. Ref: see the text.

5 monophosphine ligands (see *e.g.* **56**, **Fig. 15, c**), but so far no catalytic applications have been disclosed for the resulting metal complexes.¹⁸⁹

The use of self-assembled ionic phosphine derivatives as ligands for catalysis has been disclosed by Pignatoro *et al.* These authors evaluated the catalytic behavior of ligand combinations obtained by mixing *in situ* an acidic ligand (a chiral BINOL-derived phosphite functionalized with a carboxylic acid group) and a basic ligand (a racemic BINOL-derived phosphite with a NMe₂ group).¹⁹⁰ The ligand hetero-combinations of the amine- and acid-derived phosphites displayed a slightly higher level of enantioselectivity than the corresponding ligand homocombinations in the rhodium-catalysed asymmetric hydrogenation of methyl 2-acetamidoacrylate **10** (up to 90% ee). NMR and IR studies failed to quantify the percentage of hetero-complex formed for the best catalyst but a hetero-complex/homo-complexes ratio of 70/30 was assigned for a related catalytic system.

Hattori *et al.* recently reported the preparation of a supramolecular bidentate ligand by interlocking a crown ether moiety, appended with a BINOL-derived phosphite ligand, with a phosphine-substituted ammonium salt interaction was used to link the two building blocks, each of which contributed one functional group to the final supramolecular hybrid bidentate ligand with a pseudorotaxane structure. Rhodium complexes of this supramolecular ligand were better catalysts in asymmetric

hydrogenation than those derived from the isolated building blocks of the pseudorotaxane (the *wheel* and the *axle*) or the hetero-combination of the chiral phosphite and PPh₃. A series of α -dehydroamino acid esters was hydrogenated with very high enantioselectivity (between 91 and 96% ee).¹⁹¹ At the same time, Fan and co-workers reported a very similar system, also based on pseudorotaxane skeleton (**58**, **Fig. 16, a**), that exhibits lower selectivity for the same catalytic reaction.¹⁹² The same group¹⁹³ pursued their investigation of the formation of bidentate ligands by means of ion-dipole interactions.^{194–196} They prepared the α,ω -bis(phosphite)polyether ligand **59** (**Fig. 16, b**) and studied the influence of alkali additives on the rhodium-catalysed hydrogenation of a series of α -dehydroamino acid esters. The effect is quite limited with a 17% enhancement of the ee in the more favourable case. Coordination chemistry studies surprisingly indicate that diphosphite ligand **59** alone acts as a chelate for the Rh metal centre. It explains the modest contribution of the cation additives on the catalytic reaction. An efficient allosteric catalyst for rhodium-mediated asymmetric hydroformylation based on α,ω -bis(phosphite)polyether ligands was reported very recently by Vidal and co-workers.¹⁹⁷ Diphosphite ligand **60** (**Fig. 16, b**) coordinates the Rh(acac)CO fragment as a bidentate ligand in the presence of Cs⁺ and only as a monodentate ligand without this additive. Again in the presence of Cs⁺, HP-IR analyses of the catalytic resting state in hydroformylation reactions reveal that the phosphorus atoms of **60** are coordinated to Rh in an *equatorial–equatorial* fashion.

Cite this: DOI: 10.1039/c0xx00000x

www.rsc.org/xxxxxxx

ARTICLE TYPE

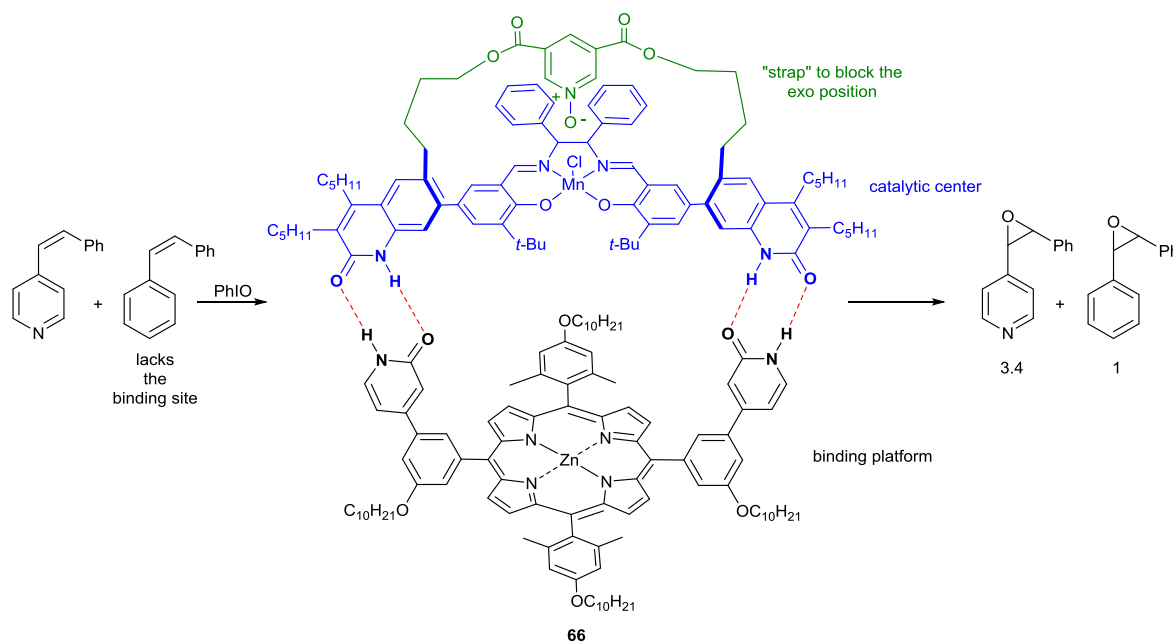


Fig. 18 Hydrogen-bonded dinuclear complex containing a receptor part (the Zn-porphyrin platform) for substrate binding and a catalytic part (the Mn(III)-salen complex) for substrate activation. Second generation catalyst developed by Wärnmark and co-workers for substrate-selective epoxidation. Ref: see the text.

5 These observations explain the impressive effect of the Cs⁺ additive on the selectivity of the hydroformylation reaction (up to 62% enhancement of the ee for vinyl acetate).

Machut *et al.* demonstrated that hydrophobic interactions between β -cyclodextrin derivatives and water-soluble phosphines enable the construction of self-assembled ligands in water.¹⁹⁸ A β -cyclodextrin in which one of the primary hydroxyl groups has been replaced by an amino substituent was used as the host (**61**, **Fig. 17, a**). Inclusion of the hydrophobic part (4-*t*-Bu-C₆H₄) of the water-soluble monophosphine **62** within the cavity of **61** was confirmed by a 2D T-ROESY NMR analysis performed in D₂O. The nitrogen atom of the host and the phosphorus atom of the guest are available for coordination to a metal centre. Upon addition of K₂[PtCl₄] to the self-assembled ligand **61**–**62** in water, three complexes were formed which were identified as the neutral (*P,N*)-chelate complex **63**, the cationic (*P,N*)-chelate complex **64** and the monoligated (κ^1P)-complex **65** (see formulas in **Fig. 17, b**). Complex **63** was isolated and used as a precatalyst for the hydrogenation of 2-methyl-3-buten-2-ol in water at room temperature (initial TOF = 2600 h⁻¹). This work represents the first use of a designed bidentate supramolecular ligand for catalysis in water. Analogues of the β -cyclodextrin derivative **61**, bearing more basic amino groups, favour the formation of neutral Pt and Rh complexes featuring the supramolecular P,N ligand in a chelate coordination mode.¹⁹⁹ The related rhodium P,N-complexes are selective catalysts for the hydroformylation of styrene in water (b:l ratio = 10.1 in the best case).²⁰⁰

Gennari and co-workers have used π - π interactions between

electron-rich and electron-poor arenes as the driving force to generate chiral hetero-complexes containing a combination of two different monodentate phosphane ligands. In the highest performing combination in catalysis, BINOL-derived phosphites, with a pentafluorobenzyl or a methoxybenzyl group, were mixed in the presence of a rhodium precursor. A statistical distribution of rhodium complexes was observed, but the hetero-complexes were more active and selective than the corresponding homo-complexes in the rhodium-mediated asymmetric hydrogenation of benchmark substrates.²⁰¹ Schulz and co-workers prepared complementary mono(oxazolines) with appended substituents, one with an electron-rich (*i.e.* an anthracene group) and the other one with an electron-poor (*i.e.* a 2,4,7-trinitrofluoren-9-one moiety) substituent. The aim was to generate supramolecular assemblies as a result of charge-transfer interactions.²⁰² The resulting chiral catalysts were evaluated in the copper-catalysed Diels-Alder reactions of cyclopentadiene and acrylic acid derivatives. Some of the reported homo- and hetero-combinations of the mono(oxazoline) units exhibited a catalytic behaviour similar to standard bis(oxazoline) ligands in terms of selectivity and activity. However, the exact nature of the assembly interaction between the two mono(oxazoline) units was not established. The same group reported the use of charge-transfer interactions to recover and reuse anthracene-modified bis(oxazoline) copper catalysts by precipitation in the presence of trinitrofluorenone.^{203,204}

Cite this: DOI: 10.1039/c0xx00000x

www.rsc.org/xxxxxx

ARTICLE TYPE

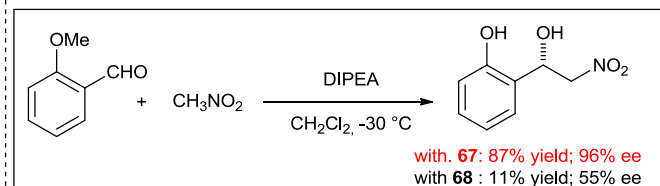
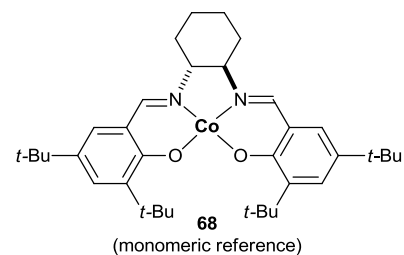
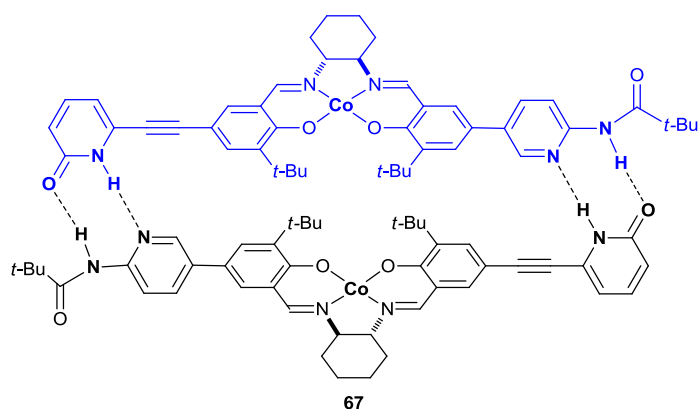


Fig. 19 Assembled head-to-tail dinuclear cobalt complex. Left: the dinuclear complex is formed as a result of complementary hydrogen bonds between the 2-pyridone and 2-amidopyridine groups. Right: Application in the asymmetric Henry reaction. DIPEA = *N,N*-Di-isopropylethylamine. Ref: see the text.

3.2 Formation of di- and polynuclear complexes

In all the examples mentioned above, supramolecular interactions have been limited to two ligands belonging to the same metal complex. The same strategies can be expanded to intermolecular ligand – ligand interaction generating di- or polynuclear complexes. Hydrogen bond interactions have been used for the self-assembly of mononuclear complexes whereas other types of interactions mediate the formation of self-assembled photocatalysts.

3.2.1 Assembled metal complexes through hydrogen bond interactions

Wärnmark^{205–208} and Hong^{73,209,210} modified salen and porphyrin complexes by appending complementary hydrogen bond acceptor/donor pairs to the ligand scaffolds. Different applications were envisaged for the resulting hydrogen-bonded metal complexes: i) using one of the metal centres to bind and direct the substrate to a second metallic catalytic site and, ii) promoting the cooperativity between two metal centres.

In their first example, Wärnmark and co-workers prepared a Mn(III)-salen complex, an analogue of the Jacobsen-Katsuki catalysts for asymmetric alkenes epoxidation reactions, with two isoquinolinone groups appended to the ligand framework (*catalytic part*).²⁰⁵ The complementary sub-unit, which was designed as a platform for substrate binding (*receptor part*), was a Zn-tetraarylporphyrin with two 2-pyridone units at opposite *meso*-aryl porphyrin substituents. The resulting supramolecular architecture was assembled through four hydrogen bonds established between the isoquinolinone and pyridone complementary groups. The resulting Zn,Mn-dinuclear complex was investigated as a substrate-selective catalyst for the epoxidation of a mixture of *cis*-alkenes substituted with a phenyl group at one position and with a 4-pyridylalkyl or phenylalkyl substituents at the other. The underlying design principle in this investigation was that the alkene lacking a 4-pyridyl substituent as

binding site for the Zn-porphyrin unit, would react at a lower rate than the one containing the 4-pyridyl residue. However, at 20% conversion, the selectivity is modest (the ratio of oxidation of pyridyl versus phenyl substrates is 1.55:1, at best). Further investigations on this system determined that the desired hetero-dinuclear complex, that combines the Mn and Zn platforms, constitutes, at most, 20% of the assemblies obtained by mixing the catalytic and receptor parts. In addition, unselective reaction pathways (epoxidation outside of the cavity) compete with inner cavity reaction.²⁰⁶ The same group designed a second generation catalyst (**66**, Fig. 18), for which an alkyl strap containing a pyridine *N*-oxide residue has been attached to the isoquinolinone groups of the catalytic platform. The strapping had two objectives: i) forcing the isoquinolinone groups to adopt a *cisoid* conformation and, ii) blocking the outer face of the salen moiety (the unselective one).²⁰⁸ In this case, the selectivity increased to a 3.4:1 ratio in favour of the 4-pyridyl substituted substrate, probably, as a result, of a higher concentration of the assembled hetero-dinuclear complex in solution and a reduced influence of the unselective pathway.

Intermolecular ligand – ligand assemblies were investigated in the Cr^{III}-catalysed asymmetric ring opening (ARO) of *meso* epoxides with nitrogen nucleophiles.²⁰⁷ In this reaction, two molecules of catalyst are required for the activation of the substrate and the nucleophile. Compared to the covalent linking of two Cr^{III}-salen units, the supramolecular approach can lead to a more dynamic bimetallic catalyst as a better candidate for substrate accommodation and transition state stabilisation. Various chiral Cr^{III}-salen mononuclear complexes were prepared which differ by the nature of the complementary group (isoquinolone or isoquinolinone) and the presence or not of an alkyl trap bridging the associating motifs. Compared to a mononuclear catalyst lacking the complementary groups (taken as reference), both the homo-dinuclear and hetero-dinuclear

Cite this: DOI: 10.1039/c0xx00000x

www.rsc.org/xxxxxxx

ARTICLE TYPE

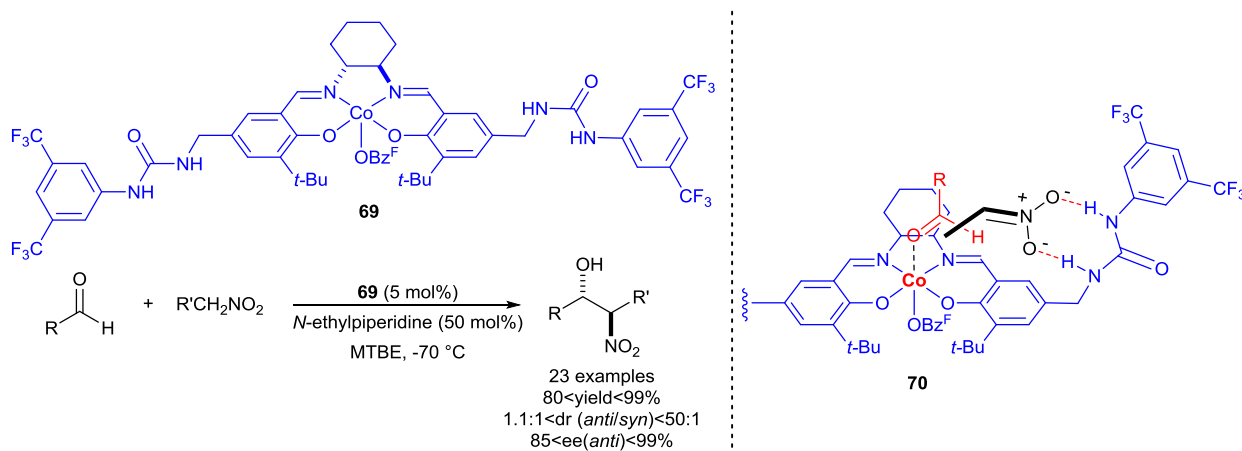


Fig. 20 Substrate-binding role played by the urea function in Co-catalysed Henry reactions. Left: selective formation of the *anti*-diastereomer in the asymmetric Henry reaction with Co-salen catalyst **69**. Right: Proposed representation of the hydrogen-bonded ternary complex at the origin of the observed selectivity. OBz^F = 3,5-bis(trifluoromethyl)benzoate. dr = diastereomeric ratio. Ref: see the text.

5 complexes, assembled through hydrogen bond interactions, exhibit larger reaction rate (up to 9 times) for the ring opening of cyclohexene oxide with TMSN₃ but at the cost of lower enantioselectivities (ee < 10%).

Hong and co-workers attached a 2-pyridone unit at one side of the Co-salen complex, and a complementary 2-amidopyridine moiety at the other, favouring the formation of a head-to-tail dinuclear complex (**67**, Fig. 19 left) as observed both in the solid state and in solution (K = 53 ± 21 L.mol⁻¹, CD₃NO₂ 25% v/v in CDCl₃).²⁰⁹ This dinuclear catalyst was investigated in the Henry reaction between aromatic aldehydes and nitromethane, where it outperforms both in terms of activity (48 times faster) and selectivity (96 vs 55% ee) the closely-related Co^{II} mononuclear catalyst **68** (Fig. 19 right). Two units of Co-salen catalyst are involved in the transition state of the reaction (substrate and reactant activation). Probably, the higher reaction rate measured for the hydrogen-bonded dinuclear complex is a consequence of the higher local concentration of the metal centres provided by the assembly.

The same hydrogen-bonded dinuclear complex proves to be less efficient than the Jacobsen catalyst (a mononuclear complex) in the hydrolytic kinetic resolution (HKR) of epoxides.²¹⁰ Hydrogen-bonding pairs between urea functions were envisaged as an alternative approach for the self-assembly of two mononuclear Co-salen catalysts. Bis-urea functionalized Co-salen complexes were prepared which differ by the nature of the *N*-substituent of the urea functions located at their peripheries. The resulting Co-salen catalysts all showed significant rate acceleration (up to 13 times) for the HKR of *rac*-epichlorohydrin when compared to the rate achieved with a catalyst lacking the urea groups (the reference catalyst). Kinetic experiments revealed that the reaction is second order in cobalt whatever the nature of the cobalt catalyst (bis-urea Co-salen or reference catalyst). Compared to the reference, the best bis-urea Co-salen catalyst required shorter

reaction times to resolve completely (99% ee) epoxides at low catalyst loading (0.03-0.05 mol%). It also gave higher selectivity in the asymmetric hydrolysis of cyclohexane oxide (62% yield, 75% ee compared to 9% yield, 45% ee for the reference).²¹⁰ A control experiment with a Co-salen complex having *N*-methylated urea functions demonstrated that the urea N–H groups are responsible for the observed rate acceleration. The self-association behaviour was probed by NMR analysis and the data can be fitted using a monomer-dimer model (dimerization constant = 56±22 L.mol⁻¹ in THF for a bis-urea Ni-salen complex structurally-related to the bis-urea Co-salen complex employed in catalysis). Accordingly, the authors assumed that hydrogen bond interactions established through the urea functions induce ligand – ligand aggregation and this aggregation process is responsible for the observed activity and selectivity.

In striking contrast, the active species in asymmetric Henry reactions catalysed by the structurally-related Co^{III}-salen catalyst **69** is monomeric (Fig. 20 left). The role played by the urea functions in this reaction is markedly different than the one observed in the HKR of epoxides. One urea group in **69** acted as a binding site for the anionic nitronate nucleophile (**70**, Fig. 20).⁷³ This specific binding geometry for the ternary complex formed by the catalyst and the reactants led to an unusual selectivity for the reaction *viz.* formation of the *anti* diastereomer.

3.2.2 Self-assembled photocatalysts

Di- and oligotopic ligands and their respective di- and oligonuclear metal complexes have been applied in light-driven catalysis.^{211,212} Light-driven catalysis involves the combination of a metal catalyst and one or several photosensitizers in the same coordination complex. The idea at work is the activation of the catalytic centre through an energy and/or electron transfer process from the photoactive residue. In the absence of the photoactive unit the catalyst is inactive. The photochemical reaction occurring

Cite this: DOI: 10.1039/c0xx00000x

www.rsc.org/xxxxxx

ARTICLE TYPE

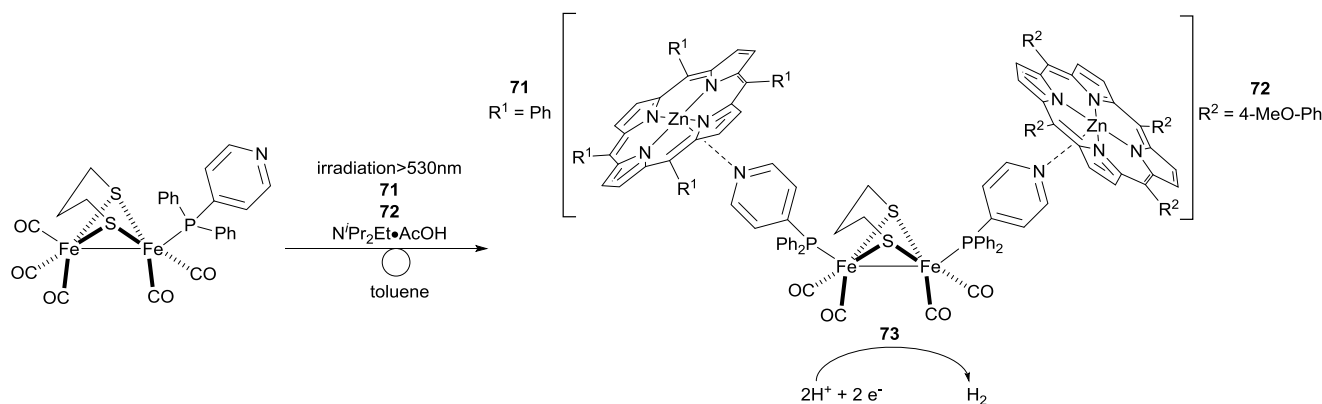


Fig. 21 Self-assembled photocatalyst for hydrogen generation. IR studies indicated that the active species is the self-assembled catalyst **73** which contains different chromophores (**71** and **72**). $N'Pr_2Et\bullet AcOH$ acts as the proton source and sacrificial electron donor. Ref: see the text.

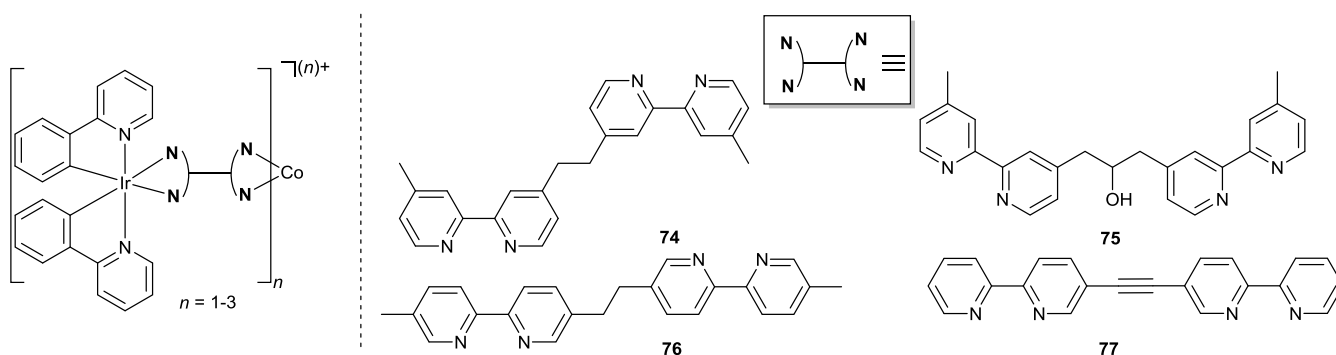


Fig. 22 Assembled Ir,Co oligonuclear complexes as photocatalysts for water reduction. In $H_2O/MeCN$, and with TEOA as an electron donor, the self-assembled photocatalysts produced hydrogen upon irradiation. ppy = 2-phenylpyridinate, bpy = 2,2'-bipyridine, TEOA = triethanolamine. Ref: see the text.

through intramolecular sensitization is more effective than the corresponding intermolecular version because charge-recombination and diffusion effects are significantly reduced. The photosensitizer and the metal catalyst are usually connected by means of a polydentate nitrogen ligand or a hybrid P,N ligand. In many cases, the oligonuclear metal complexes used in light-driven catalysis are prepared in a stepwise fashion^{213–218} and they are isolated before performing the catalytic experiment.^{219–226} This strategy prevents the direct screening of catalyst libraries (as described above for supramolecular bidentate ligand libraries used in homogenous catalysis). We will only describe selected examples of self-assembled photocatalysts that can be easily tuned by changing one of their molecular building blocks.

Multi-components systems, incorporating a photosensitizer, a sacrificial electron donor and a transition-metal being an effective water reduction catalyst (WRC), have been used in the photocatalytic generation of hydrogen.²²⁷ In supramolecular dyads, the WRC and the photosensitizer are connected through non-covalent interactions.^{212,228,229} Reek and co-workers²³⁰ designed an

active site model of [2Fe2S] hydrogenases by replacing one carbonyl ligand of a thiolate-bridged diiron hexacarbonyl complex by a pyridylphosphine ligand (**Fig. 21**).²³¹ One coordination bond between the nitrogen atom of the pyridylphosphine and the metal atom of a zinc-porphyrin or zinc-salphen unit (the photosensitizer) enables the coupling of the WRC and the photosensitizer in the same supramolecular structure. Several photosensitizer/diiron complex combinations have been investigated under visible light for the reduction of protons to hydrogen in the presence of $N'Pr_2Et\bullet AcOH$ as the proton source and sacrificial electron donor. Surprisingly only a combination of the diiron complex and two different zinc-porphyrin units was active (30% yield, corresponding to *ca.* 2 turnovers per catalyst). The active species is likely the supramolecular aggregate **73** which contained the two different Zn-porphyrin units **71** and **72** (**Fig. 21**). Control experiments confirmed that two different bound porphyrin units were required to obtain the active catalyst. Even though the reaction mechanism for hydrogen evolution is unclear, this work demonstrates that *in situ* association of the various building blocks constitutes an effective strategy to design photocatalysts.

Jasimuddin *et al.* investigated several Ir-Co oligonuclear complexes as photocatalysts for the production of hydrogen from water.²³² They prepared a series of cyclometallated Ir complexes (the photosensitizers) which bear one free bipyridine site available for coordination to a Co centre. The Ir complexes differ by the nature of the linker between the Ir centre and the free bipyridine site. Self-assembly between these cyclometallated complexes [Ir(ppy)₂(L)]⁺ (L = **74–77**, Fig. 22) and [CoCl₂] formed [Co(bpy)_n]²⁺-type complexes (n = 1-3, ppy = 2-phenylpyridinate, bpy = 2,2'-bipyridine). Upon irradiation, the self-assembled complexes produced H₂ from water in presence of TEOA as the electron donor. As expected, the nature of the linker had a large impact on the efficiency of the self-assembled photocatalyst. The catalyst derived from **74** is the only one that is more active than the model system, *viz.* the non-assembled catalyst composed of [Ir(ppy)(bpy)₂]⁺ and [Co(bpy)₃]²⁺. Although spectroscopic analyses support an intramolecular quenching of the excited state by the Co^{II} centre, other quenching pathways are feasible that affect the overall efficiency of the self-assembled photocatalysts.

Feiters and co-workers attempted to extend the nature of the non-covalent interactions that can be used to design self-assembled photocatalysts.^{233,234} They studied a supramolecular version of the three-component heterogeneous photocatalytic systems developed independently by Lehn²³⁵ and Grätzel^{236,237} more than 30 years ago. Here, the system was composed of: i) an iridium sensitizer appended with a β-CD unit, ii) a viologen derivative bearing two adamantyl units (the electron relay), iii) Pt nanoparticles stabilised with a perthiolated β-cyclodextrin (Pt-β-CD, the WRC), and (iv) EDTA as the sacrificial electron donor. The iridium, viologen and Pt building blocks can potentially associate through hydrophobic interaction between the β-CD units borne by the sensitizer and the Pt nanoparticles and the two adamantyl groups of the viologen derivative. Compared to Lehn and Grätzel systems, this strategy presents the following advantages: i) the electron transfer can be better controlled and, ii) a variety of functional photoactive systems can be generated from a limited number of building blocks. The efficiency of the self-assembled photocatalyst was evaluated in the reduction of water into H₂ upon irradiation. However, the catalytic self-assembly proved to be less efficient than the system of reference using a methyl-substituted viologen, an electron relay that do not form inclusion complexes with the β-CD units. This surprising result can be explained by the higher tendency of the adamantyl-modified viologen, compared to the methyl-substituted one, to aggregate into electro-inactive species.²³⁸ Absence of complementary groups between the various building blocks also lead to a reduced amount of the desired complex in solution, *i.e.* the Ir sensitizer – viologen – Pt-β-CD supramolecular assembly. Further work is needed in order to improve the catalytic efficiency of the system towards hydrogen production: a possible direction is the design of a viologen derivative equipped with two different hydrophobic substituents as possible recognition motifs of the photosensitizer and the Pt nanoparticles respectively.

In this section, we have compiled catalytic applications of supramolecular bidentate ligands and supramolecular polynuclear complexes. We will discuss the scope and limitations of these

systems and give some prospective perspectives for this strategy in the last section of this review.

4. Ligand – ligand additive interaction

4.1 Modification of monodentate ligands

Tailoring the activity of a given catalyst by modifying its first coordination sphere is a basic concept of homogeneous catalysis. Cone angle (θ),²³⁹ χ-parameter²⁴⁰ and tilt angle^{241–244} are important descriptors of the steric and electronic properties of phosphine ligands. However, despite important progress in ligand design by means of these parameters and computational techniques, the activity and selectivity of a catalyst remains difficult to predict. This is even more true in asymmetric catalysis where “achieving 95% ee” involves energy differences of about 2 kcal.²⁴⁵ Up to now, the development of highly efficient catalysts requires an endeavour of ligand synthesis, whose efficiency is enhanced by a trial-and-error iteration. Monodentate ligands gained increasing attention during the last years due to their relative simplicity, accessibility and their successful uses in various catalytic reactions. BINOL-based phosphites,²⁴⁶ phosphoramidites²⁴⁷ and phosphonites²⁴⁸ are powerful ligands for asymmetric hydrogenation. Reetz demonstrated that the use of mixtures of chiral monophosphines, also in combination with achiral monophosphines, is a powerful tool in the discovery of efficient catalysts.^{137,249–251} A modular approach, for example using sugar^{252,253} or peptide^{254,255} backbones, reduces the synthetic effort but the preparation of a new ligand still requires covalent synthesis.

An alternative approach consists in modifying the properties of a simple monodentate phosphine by means of attractive non-covalent interactions between this ligand and a well-chosen complementary additive. The additive alters both the first and second coordination sphere of a given transition-metal and as a result strikingly modifies its catalytic properties.

The proof-of-concept for this strategy was demonstrated by van Leeuwen and Reek in 2001. They used the zinc-porphyrin platform **71**, already mentioned above for the building of supramolecular photocatalysts (Fig. 21), to modify the electronic and steric properties of a series of pyridylphosphine ligands (ligand – template strategy).⁵⁷ The pyridylphosphine ligands employed in this seminal study differ by the nature (*para*-pyridyl or *meta*-pyridyl groups) and number of pyridyl groups linked to the phosphorus atom (**40**, **78–80**, Fig. 23). The success of the ligand – template strategy is dictated by the directionality and the strength (10³ < K < 10⁴ L.mol⁻¹) of the coordination bond established between the pyridyl group of the pyridylphosphine ligand and the zinc atom of the zinc-porphyrin platform. Coordination chemistry studies of the pyridylphosphine ligands **40**, **78–80** with [PdCl₂(cod)] and [Rh(acac)(CO)₂] precursors yielded the expected complexes [PdCl₂L₂] and [Rh(acac)L₂(CO)] respectively (where L = **40**, **78**, **79** or **80**). Upon addition of two equiv. of **71**, ligand **78** binds the zinc-porphyrin platform selectively through its N atom and this binding does not have a significant impact on its P atom because bis-ligated [PdCl₂(**78**•**71**)₂] and [Rh(acac)(**78**•**71**)₂(CO)] complexes are obtained. In striking contrast, the coordination of three zinc-

Cite this: DOI: 10.1039/c0xx00000x

www.rsc.org/xxxxxx

ARTICLE TYPE

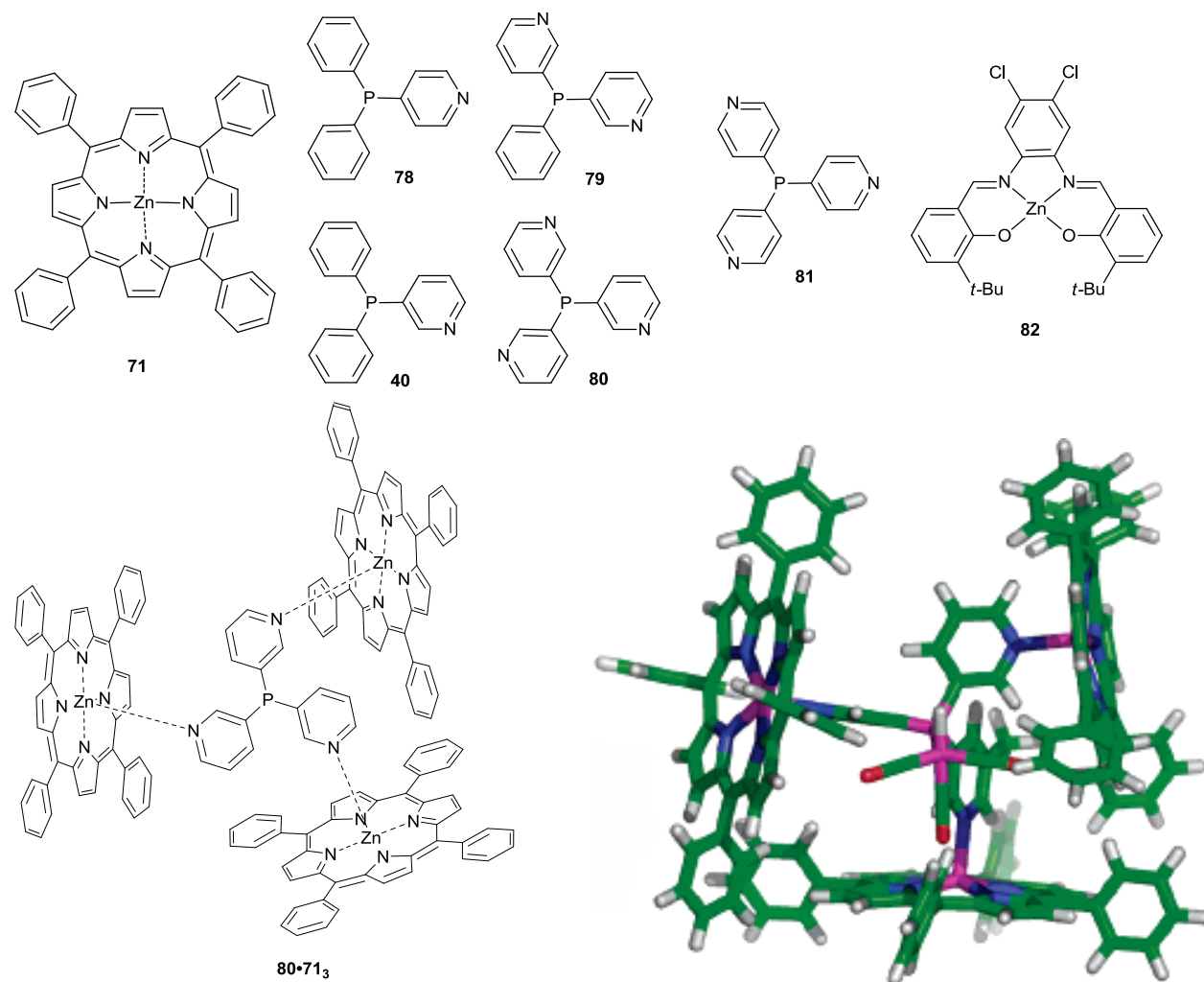


Fig. 23 Ligand – template strategy. Above: zinc-porphyrin **71** and zinc-salphen **82** platforms used to modify the coordination properties of the pyridylphosphine ligands **40**, **78–81**. Below: Self-assembled ligand **80•71₃** and molecular model of the catalytic resting state $[\text{Rh}(\text{H})(\mathbf{80}\cdot\mathbf{71}_3)(\text{CO})_3]$ in hydroformylation reactions. (The molecular model is reprinted with permission from ref. 258. Copyright 2006. American Chemical Society). Refs: see the text.

porphyrin units to the pyridyl groups of **80** impacts the coordination number of the metal. Thus, the addition of six equiv. of **71** to $[\text{PdCl}_2(\mathbf{80})_2]$ and $[\text{Rh}(\text{acac})(\mathbf{80})_2(\text{CO})]$ yielded the monoligated complexes $[\text{PdCl}_2(\mathbf{80}\cdot\mathbf{71}_3)]$ and $[\text{Rh}(\text{acac})(\mathbf{80}\cdot\mathbf{71}_3)(\text{CO})]$ respectively with the concomitant dissociation of one ligand – template assembly **80•71₃** (enforced ligand dissociation). A later study reveals that the stepwise complexation process of **71** with **80** shows signs of positive cooperativity, *i.e.* the third **71** unit binds more strongly than the first two ones as a probable result of favourable π - π interactions with the *meso*-phenyl groups of the two porphyrins already coordinated to **80**.²⁵⁶

Here, the impact of the supramolecular interactions is evaluated by comparing the catalytic properties in hydroformylation

reactions of linear aldehydes, of the assembled ligands **78•71**, **79•71₂**, **40•71**, and **80•71₃** with the ones of the free ligands **78**, **79**, **40** and **80**. No striking differences are observed between the catalytic behaviour of the assembled and free ligands **78** and **40**. However, **79•71₂** led to a 2-fold increase in activity and a different selectivity in the rhodium-catalysed hydroformylation of 1-octene. As expected, the effect is even larger for **80•71₃**; the respective rhodium catalyst is 10 times more active and the branched aldehyde is formed preferentially (1:b ratio = 0.6). The replacement of the zinc-porphyrin platform **71** by a less dynamic Ru^{II} -porphyrin led to an even more selective catalyst (1:b ratio = 0.4).²⁵⁶ The higher activity can be explained by the fact that monoligated rhodium catalysts are more active than the respective bis-ligated catalysts, but the

Cite this: DOI: 10.1039/c0xx00000x

www.rsc.org/xxxxxxx

ARTICLE TYPE

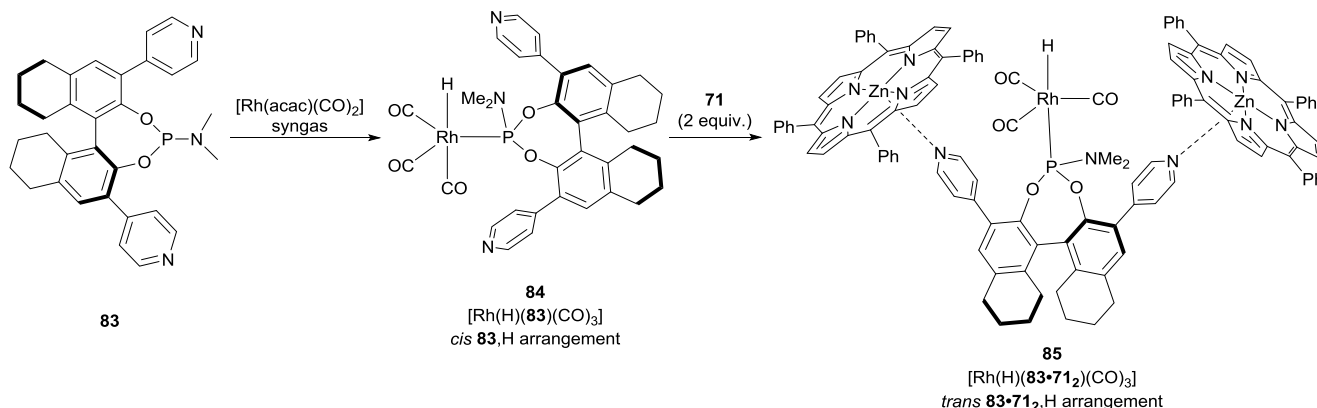


Fig. 24 Ligand – template assembly of two Zn-porphyrin templates with a monodentate phosphoramidite ligand. Coordination modes of ligand **83** alone and of the ligand – template assembly **83•71₂**: formation of complexes **84** and **85** respectively. Ref: see the text.

observed selectivity is unusual for a catalyst bearing a hindered monodentate ligand.²⁵⁷ Most likely, the high selectivity derives from the encapsulation of the rhodium catalytic centre by the surrounding ligand – template assembly (see the molecular model of the catalytic resting state $[\text{Rh}(\text{H})(\mathbf{80}\cdot\mathbf{71}_3)(\text{CO})_3]$, **Fig. 23**). Indeed, steric repulsions imposed on the metal-substrate complex inside the capsular assembly are thought to play an important role towards the observed selectivity. This was confirmed by the fact that the catalyst derived from **80•71₃** is able to discriminate between carbon atoms C3 and C4 in *trans*-3-octene providing the innermost aldehyde in 75% yield.²⁵⁸ This regioselectivity is likely determined during the hydride migration step where the rotational freedom of the substrate is reduced by the steric restrictions imposed inside the capsule. Interestingly, Reek and co-workers recently found that the rhodium catalyst containing the ligand – template assembly **80•71₃** is able to maintain its unusual selectivity towards the formation of branched aldehydes at 80 °C, a relevant temperature for a potential industrial application.²⁵⁹ High pressure of CO (107 bar) and an excess of **71** (6 equiv. with respect to **80**) are required to prevent the formation of unselective bis-phosphine rhodium species and the dissociation of the Zn-porphyrin from the pyridylphosphine ligand that occurs under these relatively harsh conditions.

Further investigation of this system with **81**, the *para*-pyridyl analogue of **80**, highlights its originality. The coordination of three equivalents of the zinc-porphyrin unit **71** or of the zinc-salphen unit **82** to the nitrogen atoms of **81** yielded the respective ligand – template assemblies **81•71₃** and **81•82₃** as confirmed by UV-vis titrations.²⁶⁰ While X-ray analysis confirmed the expected structure for **81•82₃**, an unusual coordination mode and stoichiometry is observed for **71**: **81₂•71₅**.²⁶¹ In the solid state, a hexa-coordinate zinc^{II} complex is observed which is bound to one pyridyl group of two **81•71₃** units. This coordination behaviour probably results from favourable π - π interactions present in the crystal packing. Ligand – template assemblies **81•71₃** and **81•82₃** display phosphine atoms less well encapsulated and thus more accessible for metal coordination than that of **80•71₃**. As a result,

the catalysts derived from **81** are less active and present a classical selectivity towards the formation of the linear aldehyde in the hydroformylation of 1-octene.²⁶¹ Various zinc-porphyrin platforms, as well as pyridylphosphines and pyridylphosphites, were evaluated demonstrating the wide range of catalysts that can be built by the ligand – template strategy. With ligand **80**, assemblies with zinc-salphen²⁶⁰ or zinc-bis(thiosemicarbazonato)²⁶² platforms gave slightly less efficient catalysts than the ones based on porphyrin scaffolds. First attempts to get asymmetric version of these catalysts were not successful either using a chiral salen building block or chiral pyridylphosphite ligands.

Recently, Bellini *et al.* described an ingenious application of the ligand – template strategy (**Fig. 24**).²⁶³ They designed the chiral H₈-BINOL-derived phosphoramidite ligand **83** which contain two 4-pyridine rings located at the 2,2'-positions of the H₈-BINOL backbone. In contrast to the binding behaviour of the Zn-porphyrin platform **71** with **80**, the stepwise association of **71** with **83** is not cooperative, *i.e.* that the association constants for the first and second porphyrin binding are similar (*ca.* $2 \times 10^3 \text{ L}\cdot\text{mol}^{-1}$). The nature of the catalytic resting state in hydroformylation reactions was determined by HP-NMR studies. The reaction between **83** and $[\text{Rh}(\text{acac})(\text{CO})_2]$ under syngas pressure yielded a monoligated complex $[\text{Rh}(\text{H})(\mathbf{83})(\text{CO})_3]$ as expected for a bulky monophosphite ligand. The coordination number of the Rh atom is not affected by the presence of two equivalents of **71** as the formation of $[\text{Rh}(\text{H})(\mathbf{83}\cdot\mathbf{71}_2)(\text{CO})_3]$ was confirmed in solution. More surprisingly, NMR data are consistent with the ligand – template assembly **83•71₂** located in the *trans* position of the hydride ligand (complex **85**) whereas ligand **83** alone assumed the classically-observed *cis* arrangement (complex **84**).²⁶³ This unusual coordination mode for the ligand – template assembly is reflected in catalysis: compared to **84**, catalyst **85** is more active when applied in the hydroformylation of *trans*-2-octene. It also exhibits a different selectivity: the innermost aldehyde (2-ethylheptanal) is formed with a higher degree of optical purity. More precisely, 56% conversion, a ratio

Cite this: DOI: 10.1039/c0xx00000x

www.rsc.org/xxxxxx

ARTICLE TYPE

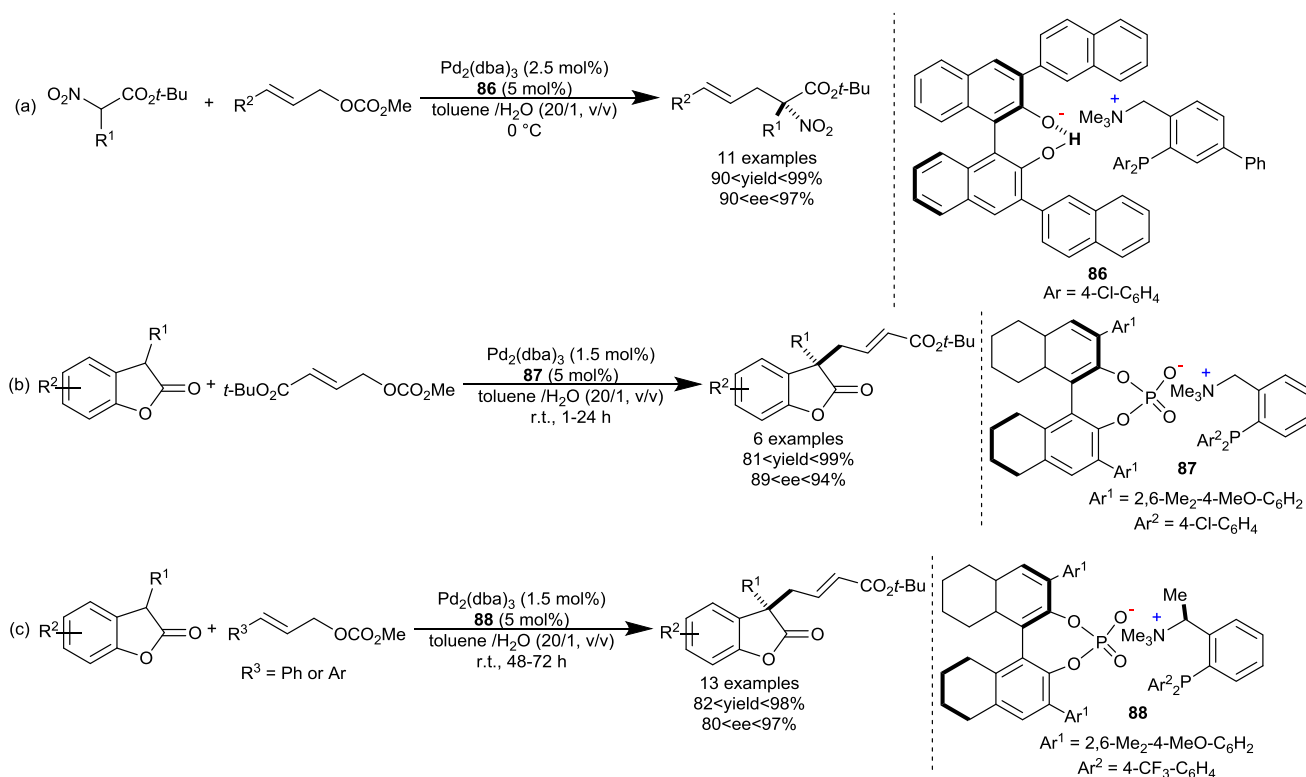


Fig. 25 Chirality transfer between an achiral monodentate ligand and a chiral module by means of electrostatic interactions. (a) Ion-pairing ligand **86** is efficient for the asymmetric allylation of α -nitrocarboxylates with cinnamyl carbonate derivatives. Ion-pairing ligands **87** and **88**, with a chiral phosphate anion (instead of a phenolate ion in case of **86**), catalyses the allylation of benzofuran-2(3H)-ones. (b) **87** is the best self-assembled ligand for the allylation of benzofuran-2(3H)-ones with ester-functionalized allylic carbonate. (c) **88** is the best ligand for the same reaction involving simple allylic carbonate derivatives. Refs: see the text.

of 2-methyloctanal:2-ethylheptanal equals to 0.96 and 45% ee for 2-ethylheptanal is obtained with catalyst **85** to be compared with 12% conversion, a ratio of 1.41 and 25% ee with catalyst **84**. Control experiments confirmed that the binding of the zinc-porphyrin unit is required to increase the catalyst efficiency. A small series of Lewis acidic platforms (Zn- or boron-based) was investigated for the hydroformylation of several internal alkenes and the same trend was observed. A more precise investigation of the system²⁶⁴ indicated that the size of the platform neither influenced the coordination mode nor the catalytic performance. Indeed, the ligand – template assembly is always located *trans* to the hydride ligand whatever the binding partner (Zn- or boron-based) of the pyridylphosphane ligand and *trans* complexes always give higher selectivity and activity than the *cis* ones. Electronic effects induced by the template on the phosphorus atom are most likely responsible of the difference in selectivity observed between *trans* and *cis* isomers.

The modification of monodentate ligands by means of the ligand – template strategy proved to be an efficient tool for tuning the coordination spheres of various metal catalysts. The concept is not restricted to the use pyridylphosphine ligands as pyridyl-NHC,^{265,266} pyridyl-salen²⁶⁷ and pyridyl-imine²⁶⁸ ligands (Fig. 28)

were also prepared and the effect of their supramolecular anchoring to Lewis acidic platforms was investigated in catalysis.

In order to expand the scope of the catalytic reactions that can benefit from the interaction between a ligand an additive, several catalytic systems have been designed recently. Hydrogen bonding, electrostatic and hydrophobic interactions have been used to assemble the complementary groups of monodentate ligands and additives.

Clarke prepared a chiral phosphine tagged with an amidonaphthyridine moiety and studied the influence of achiral pyridone additives in catalysis.²⁶⁹ Amidonaphthyridine and pyridone are well-known complementary groups and the well-defined hydrogen bond interactions were thought to generate an assembled ligand with different catalytic properties compared to the monodentate ligand. Positive effects were observed both in the asymmetric hydrogenation of a cyclic imine and the hydrosilylation of 4-fluoroacetophenone, although the benefits were quite modest compared to the successful examples mentioned above for the ligand – template strategy.

Ooi and co-workers elegantly demonstrated that very efficient chirality transfer occurs between an achiral monodentate ligand and a chiral module assembled by means of electrostatic

Cite this: DOI: 10.1039/c0xx00000x

www.rsc.org/xxxxxxx

ARTICLE TYPE

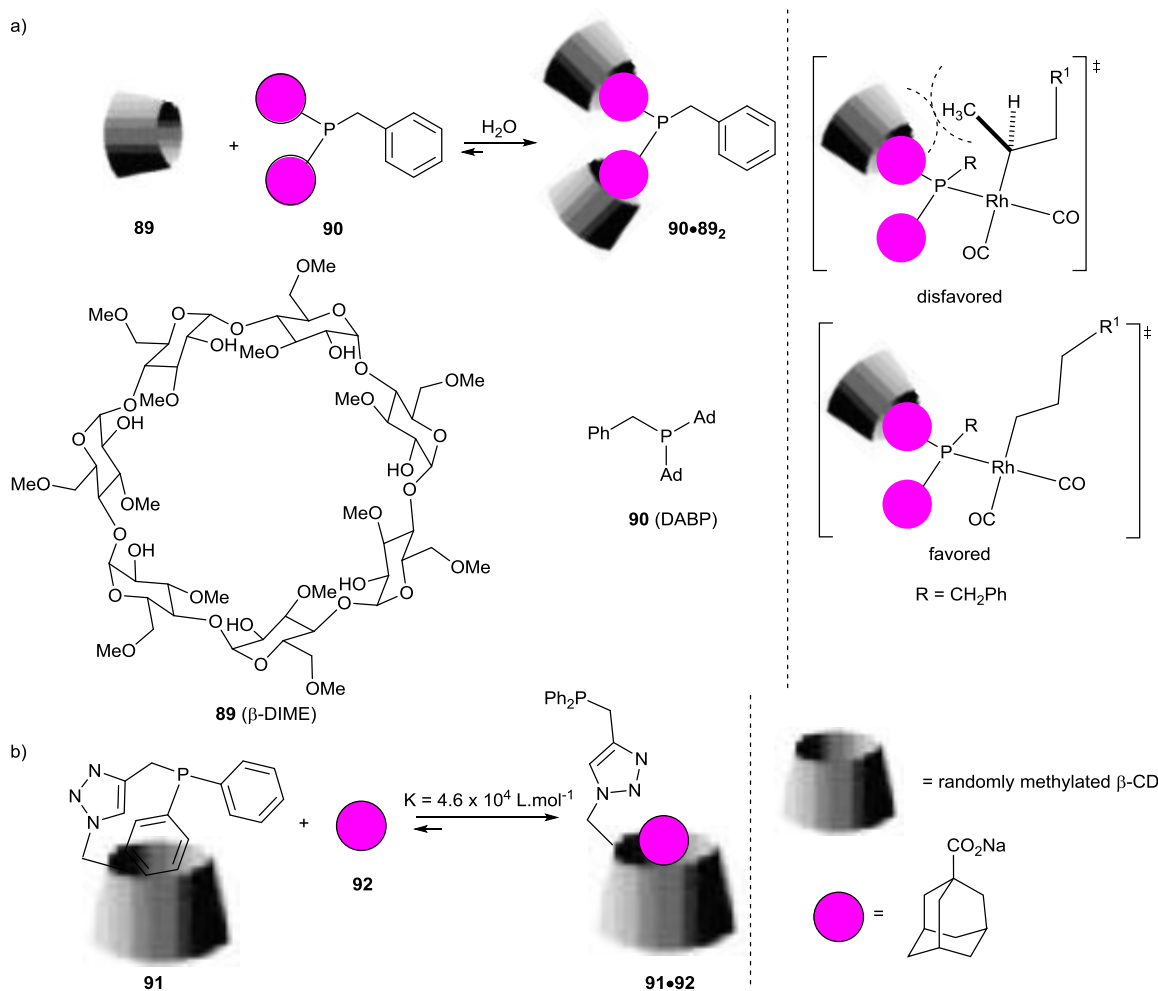


Fig 26 Hydrophobic interactions as a tool to modify the coordination spheres of metal phosphine complexes. (a) Hydrophobic interactions between one equivalent of β-DIME and one adamantyl group of the DABP ligand improve the selectivity of the respective catalyst towards the formation of the linear aldehydes. Schematic representation of the Rh-alkyl intermediates in the hydroformylation reaction of linear olefins. (b) The equilibrium between **91** and **92** is strongly shifted towards the formation of the inclusion complex **91•92**. Catalyst derived from **91•92** is more selective than **91** in the rhodium-catalysed hydroformylation reaction of methyl-4-pentenoate (1:b ratio = 1.78 for **91•92**, 1:b ratio = 0.67 for **91**). DABP = di(1-adamantyl)benzylphosphine. Refs: see the text.

interactions.²⁷⁰ They prepared ion-pairing ligands composed of an achiral cationic ammonium-phosphine hybrid ligand and a chiral binaphtholate monoanion arranged in close proximity to one another. These self-assembled ligands were tested in combination with Pd₂(dba)₃ for the asymmetric allylation of α-nitrocarboxylates with cinnamyl carbonate derivatives (Fig. 25, a). Control experiments indicated that: i) the formation of an ion pair between the two components is required to get enantioselectivity, and ii) the spatial arrangement of the various building blocks dictated the catalytic efficiency; *ortho*-diphenylphosphinobenzylammonium being the more suitable cation tested. Ion-pairing ligand **86** proved to be particularly efficient providing up to 97% ee. Kinetic experiments and the observation of a positive nonlinear effect in the palladium-catalysed allylation reaction allow the

authors to propose a mechanism. The reactive species in the bond-forming event is probably a Pd^{II} allyl complex bearing two ion-pairing ligands **86**. The alcohol group of the binaphtholate anion (see the hydrogen in bold in **86**, Fig. 25, a) played a crucial role during the catalysis. It is involved in a hydrogen bond interaction with the naphtholate anion (observed in the solid state) and is thought to interact with the nucleophilic nitronate anion during the catalytic cycle.

The same system must be slightly adapted to efficiently catalyse the asymmetric allylation of benzofuran-2(3*H*)-ones.²⁷¹ Chiral H₈-BINOL-derived phosphates are more suitable anions in that case. After a screening of a series of ion-pairing ligands, **87** and **88** proved to be the more efficient ligands for the allylation of benzofuran-2(3*H*)-ones with functionalized allylic carbonates and

Cite this: DOI: 10.1039/c0xx00000x

www.rsc.org/xxxxxx

ARTICLE TYPE

simple allylic carbonates respectively (**Fig. 25, b and c**). Chirality is present on both the cationic and anionic components of ligand **88**. The matched chiral cation – anion combination, (*R*)-phosphate anion and (*S*)-1-(2-phosphinophenyl)ethylammonium cation, is more selective than its diastereoisomer (the mismatched combination). On the one hand, a limitation of the system is that the ion-pairing ligands have to be isolated before performing catalysis. On the other hand, this work demonstrates that high level of stereocontrol can be achieved by means of metal catalysts which combine well-defined secondary interactions and remote chiral centre(s). Chiral anions derived from the BINOL backbone are now ubiquitous in supramolecular catalysis; they are used as counteranions for cationic metal complexes and for cationic intermediates in organocatalysis (see sections 5 and 6).^{5,53,63,272}

Native or modified cyclodextrins (CDs) have found many applications in catalysis performed in water depending on the reaction partners encapsulated in their hydrophobic pocket.^{200,273} They can act as: i) mass transfer promoters in case of substrates that are poorly soluble in water (CD – substrate interaction),^{200,273} ii) reaction flasks by binding a substrate within their cavity and orientating it towards a catalytic centre located at their upper part (CD – substrate interaction, following a pathway reminiscent of enzymes, see **Part 2**),^{11,13,200,273,274} iii) a partner for the construction of supramolecular bidentate ligand (ligand – ligand interaction, **Fig. 17**),^{198,199} and iv) an additive that modifies the coordination spheres of metal phosphine complexes (ligand – ligand additive interaction). Hydrophobic interactions between a cyclodextrin and the remote part of a phosphine ligand coordinated to a metal complex can be beneficial or detrimental depending on the nature of the catalytic system studied.

It has been recognized that randomly methylated β -cyclodextrin is able to form an inclusion complex with water-soluble phosphine ligands, leading to the dissociation of the ligand and the generation of low-coordinated metal species.^{275–277} For the rhodium-catalysed hydroformylation of linear olefins,²⁷⁸ the effect is translated into an increase of the reaction rate but at the cost of the selectivity towards the linear aldehydes.²⁷⁶

To prevent the dissociation of the phosphine ligand, two strategies were employed: i) the group recognized by the cyclodextrin was located far away from the phosphorus atom,²⁷⁹ ii) a chelating diphosphine, sulfoxantphos, was used that binds strongly the catalytic rhodium centre in water.²⁸⁰ In both cases, the cyclodextrin – phosphine complex remains associated during the catalytic process as demonstrated by the strong influence of the CD additive on the selectivity of the reaction. The selectivity of the sulfoxantphos rhodium catalyst towards the formation of the linear aldehyde is increased in the presence of randomly methylated cyclodextrins in the hydroformylation of linear olefins.²⁸⁰ The electronic and steric influence of the cyclodextrin as well as cyclodextrin – substrate interactions established within the second coordination sphere of the rhodium catalyst can explain this result. Leclercq *et al.* studied the complexation properties of

dimethylated- β -CD (**89**, β -DIME) and di(1-adamantyl)benzylphosphine (**90**, DABP).²⁸¹ In water, β -DIME forms complexes with DABP through the inclusion of one or two of its adamantyl moieties (**Fig. 26, a**). Bis-ligated rhodium complexes containing the DABP ligand alone does not catalyse the hydroformylation of 1-octene probably because of the bulkiness of the ligand. Adding one equivalent of β -DIME generates a monoligated rhodium phosphine catalyst that is active for the reaction (enforced dissociation of one cyclodextrin – DABP assembly). Additionally, the selectivity depends on the number of equivalent of β -DIME added, a higher selectivity being obtained with two equivalents of cyclodextrin additives. The authors suggest that the second equivalent of β -DIME forms an inclusion complex with the DABP ligand coordinated to the rhodium active species. The steric hindrance exerted by CD•DABP assembly favours the formation of the linear Rh-alkyl intermediate (see **Fig. 26, a**).

Application of phosphane-derived cyclodextrins in catalysis operating in water is usually hampered by the propensity of the phenyl groups located on the phosphorus atom to cap the cyclodextrin cavity.²⁰⁰ Recently, Monflier and co-workers took advantage of this property to reversibly modify the second coordination sphere of a rhodium catalyst connected to the diphenylphosphine-modified CD **91** (**Fig. 26, b**).²⁸² Based on two-dimensional ¹H homonuclear NMR experiments and surface tension measurement in water, the authors proposed a schematic representation of **91** where the cyclodextrin is capped by one phenyl group located on the phosphorus atom. However, the interaction is weak and the phenyl group is readily replaced by 1-adamantanecarboxylate sodium salt (**92**). The rhodium catalysts derived from the *inter* inclusion rhodium complex (**91•92**) and the *intra* inclusion complex (**91**) exhibit different selectivity in the hydroformylation reaction of methyl-4-pentenoate, a substrate that is not accommodated by the cyclodextrin cavity. Catalyst derived from **91•92** provides a higher selectivity towards the formation of the linear aldehyde as a probable result of strong steric repulsions between **91•92** and the branched Rh-alkyl intermediate.

4.2 Modification of bidentate ligands

The ligand – template strategy, mentioned above to modulate the properties of pyridyl-substituted monodentate ligands, has also been applied to bidentate ligands.²⁸³ Reek *et al.* prepared a diphosphine ligand, structurally-related to **83** (**Fig. 24**) in which the dimethylamine group was replaced by *o*-*N*-methylaniline-diphenylphosphine (**93**, **Fig. 27**). In hydroformylation catalysis, a single resting state is observed in which the diphosphine ligand coordinates to the Rh atom in an *equatorial-apical* fashion, the phosphoramidite ligand being located *trans* to the hydride (see **94**). Unlike what happened to monodentate **83**, the presence of the template did not change the coordination mode, but the template did influence significantly the activity and the selectivity of the catalysts. Some bidentate hybrid ligands and their

Cite this: DOI: 10.1039/c0xx00000x

www.rsc.org/xxxxxxx

ARTICLE TYPE

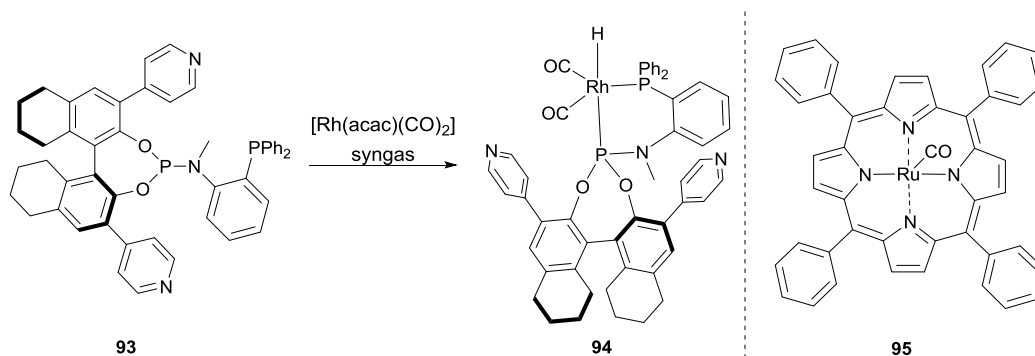


Fig. 27 Ligand – template strategy applied to bidentate phosphine ligands. The catalytic properties of the rhodium diphosphine complex **93** are drastically modified in the presence of various Zn^{II}- or Ru^{II}-porphyrin templates. The catalyst which contain the self-assembled ligand **94•95₂**, was the more selective in asymmetric hydroformylation reaction of *para*-substituted styrenes. Ref: see the text.

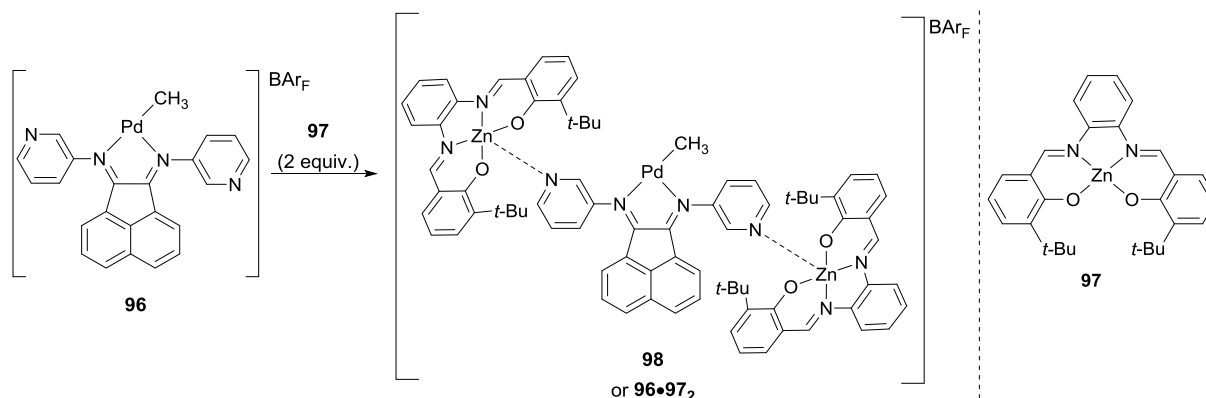


Fig. 28 Ligand – template strategy applied to bis-imine ligand. The binding of two equivalents of the salphen template **97** to the pyridyl groups of **96** yields **98**, a very active and selective catalyst in CO/4-*tert*-butylstyrene copolymerization reaction. Ref: see the text.

respective ligand – template assemblies were evaluated in the asymmetric hydroformylation reaction of a series of *para*-substituted styrenes. Self-assembled ligand **93•95₂** (**Fig. 27**) provided the best result; the branched aldehydes were obtained with good regioselectivity (b:l ratio > 11.5) and modest to good enantioselectivity (59 < ee < 82%, 4 examples).

The strategy is not restricted to diphosphine ligands. Bis-imine Pd complex **96** containing pyridyl donor groups was modified with various salphen molecules and the influence of the resulting ligand – template assemblies was evaluated in CO/4-*tert*-butylstyrene copolymerization reaction (**Fig. 28**).²⁶⁸ The cationic palladium complex **96** alone, *i.e.* without salphen additives, was inactive, probably due to intermolecular coordination of the free pyridine groups to palladium. In striking contrast, the catalyst **98** obtained by adding two equivalents of the salphen platform **97** to **96** was very active and selective in the copolymerization reaction. It produced the highest molecular weight copolymers ($M_w = 118 \times 10^3 \text{ g}\cdot\text{mol}^{-1}$) reported at that time at room temperature without the use of the stabilising solvent CF₃CH₂OH. Also the co-polymer obtained with catalyst **98** displayed a high degree of syndiotacticity with a percentage of *uu* triads equals to 85%.

Dydo *et al.* achieved a high level of stereocontrol in asymmetric reactions as a result of efficient chirality transfer between a chiral additive and an achiral diphosphine ligand assembled through well-defined non-covalent interactions.²⁸⁴ The achiral diphosphine ligand **99** was designed which contained an anionic receptor in its backbone (**Fig. 29**).^{285,286} Upon addition of chiral anions, chiral complexes are obtained which are tested in the asymmetric hydrogenation of various substrates. The efficiency of the catalyst strongly depends on the nature of the chiral anion (the “cofactor”). Cofactor **100** is one of the best chiral inducers; catalyst derived from **101** gave 98% ee for the asymmetric hydrogenation of methyl-2-acetamidoacrylate (**10**). Molecular modelling of the assembled complex [Rh(**99•100**)(**10**)] showed that one hydrogen bond is formed between the sulfur atom of the thiocarbonyl group of the chiral anion and the N–H proton of substrate **10**. Control experiments confirmed that the selectivity of the catalytic reaction is dictated by this cofactor – substrate interaction.

On the one hand, supramolecular modification of ligands as described above gives an easy and rapid access to a large number of new, modified ligands. It allows for the tuning of the

Cite this: DOI: 10.1039/c0xx00000x

www.rsc.org/xxxxxx

ARTICLE TYPE

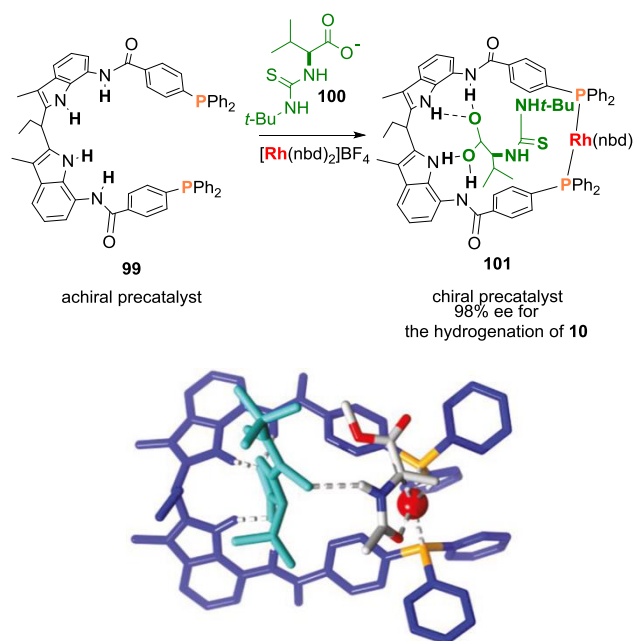


Fig. 29 Chirality transfer between an achiral diphosphine ligand and a chiral module. Above: modification of an achiral diphosphine ligand by a chiral anion that binds the receptor in the ligand backbone. Below: Molecular modelling structure of $[\text{Rh}(\mathbf{99}\cdot\mathbf{100})(\mathbf{10})]$. (The molecular model is reprinted with permission from ref. 284. Copyright 2011. American Chemical Society).

electronic, steric properties or the chiral environment of the catalyst. On the other hand, recovery of a multi-component catalyst will be more complicated than that of a catalyst containing a covalent ligand. For most of the processes described above covalent systems with good performance have been reported and thus likely the new systems will not be practical for low-added-value products.

5. Catalyst – substrate interaction

5.1 Ligand – substrate interaction

In enzymes, the entropic penalty associated with an optimal substrate(s) preorganization and a highly-organised transition state is paid by the interplay of a set of secondary interactions established between the enzyme residues and the complementary groups borne by the substrate. These interactions, as well as the structural complexity of enzymes, explain the high rates and selectivities observed in enzymatic reactions. Such catalytic proficiency is hardly achievable with artificial catalysts whose structures and mode of actions are far simpler compared to complex machinery exhibited by enzymes. However, two strategies exist to control the reactivity of a substrate: i) create a binding pocket that entraps the substrate near of the metal centre (enzyme mimics, see **Part 2**),¹¹ ii) design an attractive ligand – substrate interaction that will direct the reactive part of the substrate at an ideal distance of the metal centre.

5.1.1 General consideration

Enhancement of the reaction rate by a ligand in metal catalysis can be explained either by destabilisation of the ground state (the metal-ligand complex) or stabilisation of the transition state.^{287,288} **(DHQD)₂PYDZ** (**Fig. 30, a**) and related bis-cinchona alkaloid compounds are very efficient ligands for the OsO_4 -catalysed asymmetric *cis*-dihydroxylation of olefins. Despite an intense debate about the mechanistic basis of enantioselectivity for this reaction,^{289–291} strong evidence supports the formation of a binding pocket^{287,289,292,293} suitable for the accommodation of hydrophobic substrates (such as styrene,²⁸⁷ 2-vinylnaphthalene,²⁸⁷ allylic²⁹² and homoallylic²⁹⁴ alcohol derivatives). π - π stacking and van der Waals interactions between the substrate and the methoxyquinoline rings of the bis-cinchona ligand as well as edge-to-edge interaction between the substrate and the nitrogen atoms of the phthalazine or pyridazine spacer enable efficient transition state stabilisation. It accounts not only for the higher rate but also for the extraordinary enantioselectivity displayed by this ligand. A representation of the pathway that leads to the observed enantiomer for the dihydroxylation of styrene is shown in **Fig. 30, a**.

The preference for one enantiomer over the other in asymmetric catalysis is usually explained by stereoinduction models: the favoured reaction pathway is usually the one that minimizes steric repulsion and other non-attractive interactions between the incoming substrate or the metal-bound intermediate and the ligands during the transition state. The selectivity of a given catalytic reaction can also be dictated by weak attractive interactions between the ligand and the substrate.

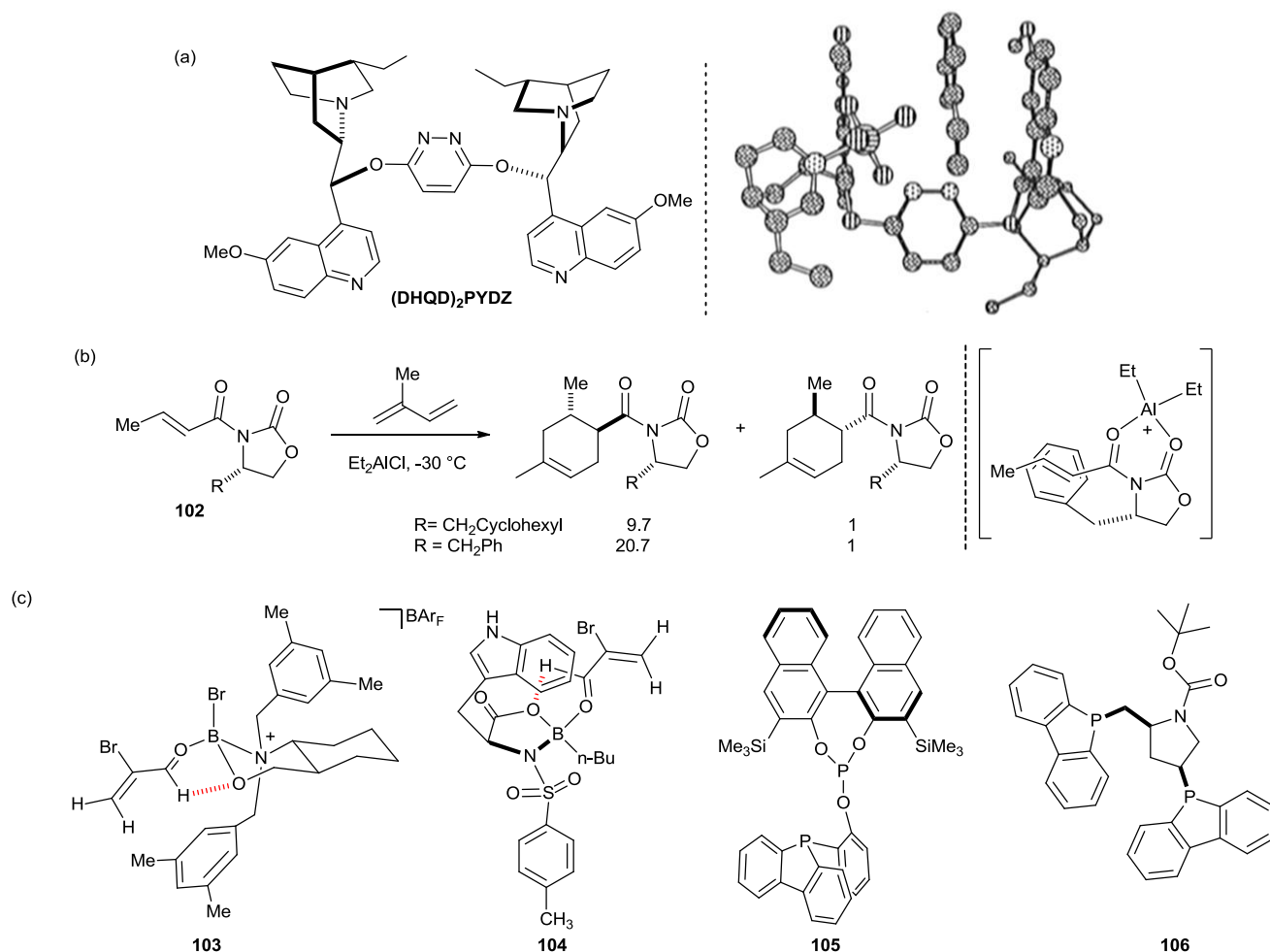
Evans and co-workers found that the result of the Diels-Alder reaction between *N*-crotonyl-2-oxazolidinone **102** (**Fig. 30, b**) and isoprene is strongly affected by the nature of the chiral auxiliaries.²⁹⁵ The chiral auxiliary bearing a benzyl instead of a cyclohexyl group provides higher selectivity at no cost of activity (*dr* = 20.7:1 and 9.7:1, respectively). Control experiments nicely ascertained that this selectivity is a result of dipole-dipole and van der Waals attractions between the dienophile and the ligand's benzyl group. Later, Corey and co-workers investigated chiral oxazaborolidines as catalysts for Diels-Alder reactions. They found that the selectivity is dictated by π - π interactions between the electron poor dienophile (2-bromoacrylaldehyde) and the electron rich aromatic ring borne by the boron-based Lewis-acid catalyst (**103**, **Fig. 30, c**).^{296–298} Additional investigation on the mode of action of oxazaborolidine catalysts pointed out the importance of an additional attractive interaction: a C–H \cdots O hydrogen bond occurring between the formyl group of the dienophile and the oxygen of the oxazaborolidine (see **103** and **104**, **Fig. 30, c**).²⁹⁹ In these three examples (**102–104**), the addition of the diene to the face of the dienophile that is not involved in non-covalent interactions led to a Diels-Alder product with high optical purity.

π - π interactions also play a role in mediating the selectivity in rhodium-catalysed hydroformylation reactions of olefins.

Cite this: DOI: 10.1039/c0xx00000x

www.rsc.org/xxxxxxx

ARTICLE TYPE



5 **Fig. 30** Example of weak attractive interactions between ligand and substrate in transition-metal complexes. (a) Left: **(DHQD)₂PYDZ** gives high activity and selectivity for the OsO₄-catalysed asymmetric dihydroxylation of olefins. Right: Representation of the complex of styrene, OsO₄ and **(DHQD)₂PYDZ** that leads to the observed enantiomer of styrene glycol *via* the [3 + 2] cycloaddition pathway. The structure is reprinted with permission from ref. 289. Copyright 1996. American Chemical Society). (b) The nature of the chiral auxiliary influences the selectivity of the reaction between **102** and isoprene. Representation of the π - π interaction that mediates the selectivity of the reaction. (c) The selectivity of Diels-Alder reactions catalysed by chiral
 10 oxazaborolidine is explained by a combination of π - π and hydrogen bond interactions (**103** and **104**). The dibenzophosphole moiety interacts with styrene and its derivatives through π - π interactions (**105** and **106**). **DHQD** = dihydroquinidine, **PYDZ** = pyridazine. Refs: see the text.

With the phosphite-phosphine hybrid ligand **105**, a trend was found between the ee value obtained for the branched aldehyde products and the value of the Hammett constant σ of the respective
 15 4-substituted styrene substrates (**Fig. 30, c**).³⁰⁰ This was attributed to a π - π interaction occurring between the *P*-aromatic rings of the phosphole moiety of **105** and the phenyl group of the styrene derivatives during the selectivity-determining step of the catalytic cycle. Such interaction between the dibenzophosphole moiety and
 20 the substrate was established previously by computational studies of platinum-catalysed hydroformylation of styrene with the diphosphine ligand **106** (**Fig. 30, c**).³⁰¹

The combination of hydrophobic interactions and weak attractive interactions allows for the encapsulation and the reaction
 25 of substrate(s) within the inner space of well-defined molecular hosts (**Part 2**).^{11,14,16,46} Recently, the aromatic rings of well-designed ligands have been used to create an aromatic π -wall surrounding the metal centre. The creation of such a π -pocket enables the discrimination and selective activation of aromatic
 30 over aliphatic aldehydes of similar size.^{302,303} It suggests that the pocket efficiently recognizes aromatic substrates as a probable result of aromatic-aromatic interactions between the

Cite this: DOI: 10.1039/c0xx00000x

www.rsc.org/xxxxxx

ARTICLE TYPE

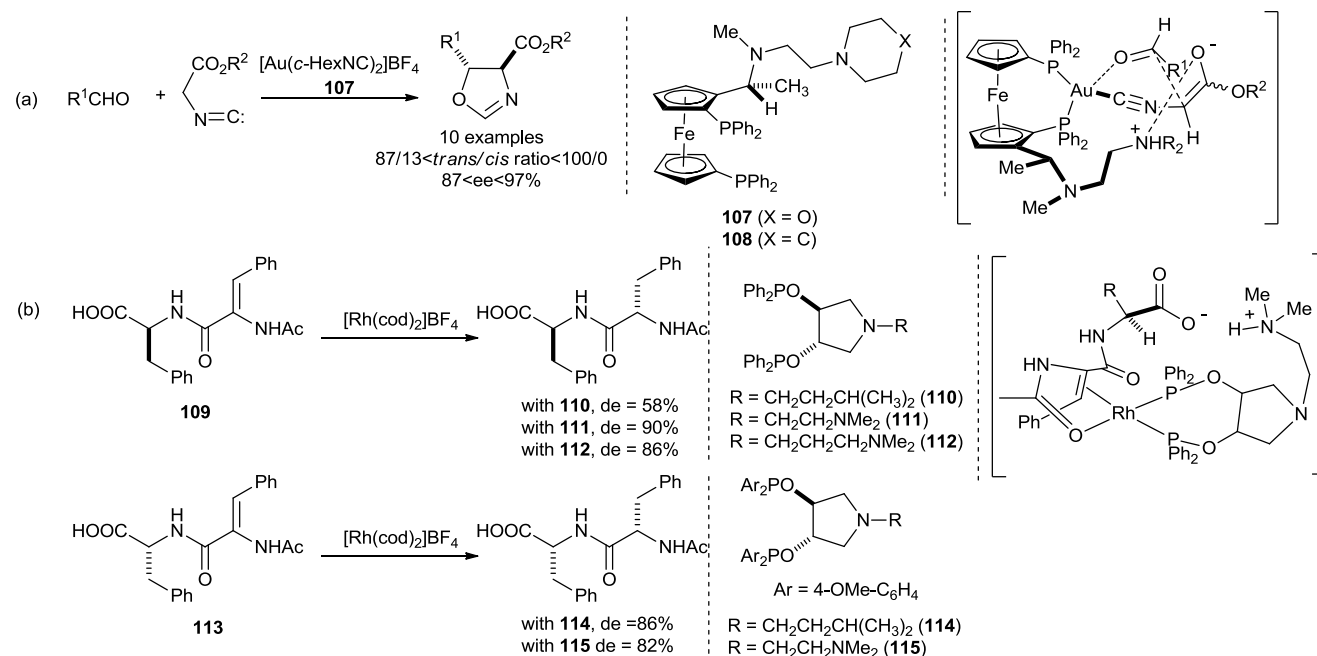


Fig. 31 Examples of bifunctional metal catalysts with remote basic tertiary amines present on the ligand backbone. (a) The terminal amine is protonated in presence of the isocyanoacetate substrate and the resulting ammonium and enolate are ion-paired. This electrostatic interaction restricts the degree of conformational freedom of the enolate and favours the addition on the *Si* face of the enolate. (b) The terminal amino group of ligands **111** and **112** has a positive effect on the selectivity obtained in the rhodium-catalysed hydrogenation of **109**. This effect is not observed in the hydrogenation of **113**, the enantiomer of **109**. de = diastereomeric excess. Refs: see the text.

phenyl rings of the catalyst and the aromatic ring of the aldehyde.

In the preceding examples, the attractive interactions at the origin of the enhanced rate and selectivity were usually determined *a posteriori* based on trial-and-error ligand screening cycles and experimental data (X-ray structures, use of Hammett constants, etc...). In the following examples, a degree of ligand design was rationally incorporated and a better control and understanding of the ligand – substrate interactions were thus achieved.

5.1.2 Bifunctional metal catalysts

5.1.2.1 Metal ligands with a proton donor/acceptor moiety

As a functional group of the ligand interacted with the substrate during the catalytic cycle, the term “metal ligand bifunctional catalysis”³² was used to imply that, in addition to the metal centre of the catalyst, a function plays a role in the catalytic cycle. As a major general definition, “bifunctional catalysis” indicates that more than one functional group in the catalyst is involved in the rate-determining step, leading to the observed rate enhancement.³⁰⁴ The functional catalysts can be: a) an organic group tethered to a metal centre, b) an organocatalyst with two or more catalytically-active organic functions (see section 5.2) and c) homo- or heterometallic complexes that simultaneously activate two reaction partners. Prototypical examples of the latter case are the multimetallic systems developed by Shibasaki^{305–309} and Jacobsen’s catalysts³¹⁰ for the asymmetric ring opening of epoxides with nitrogen nucleophiles. According to our general definition of supramolecular catalysis, this topic will not be

included here.^{305–315}

For catalytic systems related to case a, the mode of activation of the substrate will depend on the nature of the function located on the ligand (Brønsted base, Lewis base, Lewis acid, ion, hydrogen bond donor/acceptor). In many examples of metal bifunctional catalysts incorporating a Lewis base, the base coordinates to a metal/metalloid centre^{307,309,312–314,316} (that further activates the substrate) or directly reacts with a substrate;^{304,317} accordingly these examples will not be described here. In a few cases, the base acts as a hydrogen bond acceptor for the substrate and then reacts with it (proton transfer).³¹⁸ The resulting weak acid is a hydrogen bond donor that can interact with the same or a different substrate. Bifunctional catalysts which possess a function acting as a proton donor/acceptor will be mentioned in this subsection. In the next subsection (5.1.2.2), we will describe examples of bifunctional metal catalysts that interact with the substrate *via* secondary interactions (hydrogen bond and/or electrostatic interactions) without forming a new bond. Bifunctional metal catalysts that incorporate both a hard and a soft (metal centre) Lewis acid have found very few applications.^{319,320} Metalloenzyme mimics in which host molecules are covalently linked to metal catalysts will be described in **Part 2**.¹¹

Ito, Sawamura and Hayashi reported *avant la lettre* bifunctional catalysts that operate through secondary interactions between the remote parts of chiral ligands and the substrate.³²¹ In 1986, they

found that chiral ferrocenylphosphine bearing a tertiary amino group at the terminal position of the pendant chain are very efficient ligands for the gold-catalysed asymmetric condensation of isocyanoacetate with aldehydes (Fig. 31, a).³²² Notably, catalyst derived from ligand **107**, which possesses a terminal morpholino group, provided the *trans*-oxazoline products with high selectivity.^{322–325} Control experiments with analogues of **107**: i) lacking the amino group, ii) with a hydroxyl instead of an amino pendant group, iii) with a longer tether between the amino group and the ferrocene moiety; are less efficient ligands for the reaction. In the proposed transition state, the electrostatic interaction between the enolate substrate, coordinated to the gold atom through the isocyano group, and the ammonium pendant group of the ligand governs the facial selectivity (enolate-*Si* face attack). The same sense of stereoselection is observed with bulkier enolates. It indicates that the selectivity is probably determined by the attractive interaction between the ammonium and the enolate rather than by the steric repulsion between the substituent of the enolates and the ligands of the Au complex. Ligand **108** is more efficient than ferrocenylphosphine ligands lacking the terminal amino group in the rhodium-catalysed hydrogenation of fully substituted acrylic acids.³²⁶ Electrostatic interaction between the carboxylate group of the substrate and the pendant ammonium group of **108** is thought to govern the enantioface differentiation of the olefin.

Rhodium catalysts derived from the chiral diphosphonate ligands **111** and **112** are selective for the asymmetric hydrogenation of the dehydrideptide **109**.^{327–329} The pendant tertiary amino group seems to play a key role in mediating the selectivity of the reaction since the analogous ligand **110** (with CH(CH₃)₂ pendant group instead of NMe₂) is less selective. On the contrary, for the hydrogenation of the dehydrideptide **113**, (the enantiomer of **109**) the electrostatic interaction is not necessary since ligands lacking the terminal amino groups also provide high degree of stereoselection (compare ligands **114** and **115**, Fig. 31, b).

Even though some mechanistic details are lacking for these seminal bifunctional catalysts, these examples clearly demonstrated that the presence of a basic site in the ligand backbone can be beneficial in order to activate the substrate and insure an optimal orientation of the substrate prior to reaction.

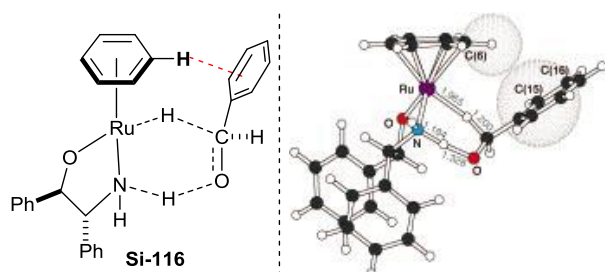


Fig. 32 Origin of the enantioselectivity in the transfer hydrogenation reaction with Noyori catalysts. The optimised geometry of **Si-116** at the DFT level reveals a C–H– π attractive interaction between the η^6 -benzene ligand coordinated to the Ru centre and the substrate (benzaldehyde). (The optimised geometry is reprinted with permission from ref. 332. Copyright 2001. John Wiley and Sons).

In 1995, Noyori and co-workers found that ruthenium complexes containing both diphosphine and ethylenediamine ligands are very active catalysts for the hydrogenation of ketones.⁵⁸ Chelating diamines lacking the hydrogen bond donor N–H groups do not accelerate the reaction compared to [RuCl₂(PPh₃)₃]. The same “N–H effect” was found for asymmetric transfer hydrogenation reactions performed with the Noyori-Ikariya catalyst {RuCl(η^6 -benzene)}[(*S,S*)-TsDPEN]} (Ts = tosyl, DPEN = diphenylethylenediamine).^{59,60} This effect was rationalized by the presence of a hydrogen bond established between one N–H proton of the amine ligand and the carbonyl oxygen of the substrate. [Ru(η^6 -benzene)(NHCH₂CH₂Y)] (Y = O or NH) dehydrogenates the alcohol substrate *via* an O•••H–N hydrogen bond and the resulting [Ru(H)(η^6 -benzene)(NH₂CH₂CH₂Y)] complex activates the ketone *via* a C=O•••H–N hydrogen bond.^{330,331} Both steps proceed *via* six-membered transition states involving one hydrogen bond interaction between the Ru ligand and the substrate. Interestingly, in transition states involving Noyori catalyst **Si-116** and aromatic aldehyde substrates, an attractive C–H– π interaction between the arene substituent of the complex and the aryl substituent of the substrate is at the origin of enantioselectivity (Fig. 32).³³² Since the initial discovery of Noyori and co-workers, a plethora of metal catalysts (mainly Ru, Rh and Ir and in a few cases Fe³³³ and Os^{334–340}) have been described that incorporate amino (NH₂) or amido (NH) ligands for hydrogenation, dehydrogenation or transfer hydrogenation catalysis.^{2,60,341–344} The metal-coordinated amino/amido groups are at an ideal position for the cooperative activation of H₂, *i*-PrOH or C=X (X = O, N) bonds; only in a rare case the N–H group was not directly linked to the metal.³⁴⁵ In most cases, a mechanism similar to Noyori catalysts was proposed (*i.e.* the involvement of six-membered transition states)^{1,330,331,346–351} for the hydrogenation reaction.³⁵² For a more detailed description of metal bifunctional catalysts exhibiting a “N–H effect” in catalysis, we guide the reader to the excellent recent review by Ding and co-workers.³

The Noyori-Ikariya catalyst and related complexes also accelerate the conjugate addition of carbanions to various electrophiles.^{353–361} The amido ligand deprotonates the pro-nucleophile and the resulting amino moiety serves as hydrogen bond donor to direct the nucleophilic addition towards the metal-coordinated electrophile (similarly to aldol reactions performed with **107**, Fig. 31).³⁶² Recently, Wang and co-workers found that chiral TF-BiphamPhos derivatives are very efficient ligands for the transition-metal catalysed asymmetric reactions of various activated alkenes with azomethine ylides (Fig. 33).³⁶³ These authors proposed a mechanism for the Cu^I-catalysed Michael reaction between alkyldiene bisphosphonates (**117**) and azomethine ylides (**118**).³⁶³ The active species is a Cu^I complex containing the TF-BiphamPhos ligand and deprotonated **118** acting as a (*N,O*)-chelate. The nucleophilic addition of the active species to the electrophile **117** generates the carbanionic intermediate **119** which is stabilized by a hydrogen bond established between the P=O oxygen atom of the phosphonate group and one N–H proton of the chiral ligand. The hydrogen-bonded proton then migrates to the carbanion yielding the neutral intermediate **120**. Coordination of **118** to the copper centre regenerates the active species. The proton acceptor/donor role of

Cite this: DOI: 10.1039/c0xx00000x

www.rsc.org/xxxxxx

ARTICLE TYPE

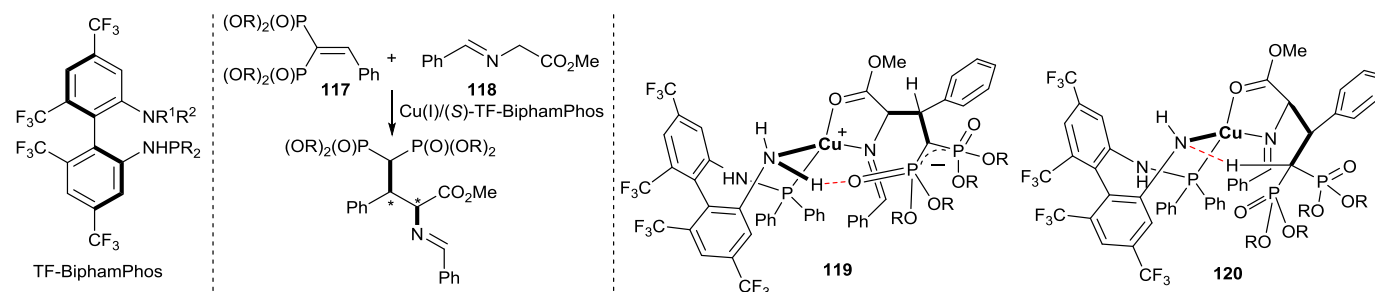


Fig. 33 Cu^I/TF-BiphamPhos bifunctional catalysis for the Michael addition between alkylidene bisphosphonate **117** and azomethine ylide **118**. The amino moiety, coordinated to the copper atom, acts as a hydrogen bond donor/acceptor during the catalytic cycle. Refs: see the text.

the nitrogen ligand is consistent with the “N–H effect” found experimentally.³⁶⁴

Pyridine and tertiary amine moieties have hydrogen acceptor capabilities that can be beneficial for bifunctional catalysis. Whether these groups also behave as a base, very precise mechanistic studies are required since proton exchange processes are hardly detectable.³⁶⁵ Heterocyclic containing phosphines, *e.g.* 2-*tert*-butyl-*o*-pyridyl-diphenylphosphine or 2-*tert*-butyl-*o*-imidazol-diphenylphosphine, are the simplest bifunctional ligands, as they contain a phosphorus ligating group capable of forming stable metal complexes and a *sp*² nitrogen atom, which can form hydrogen bonds with an adjacent ligand or an incoming substrate. For example, the *o*-pyridyl-diphenylphosphine ligand facilitates the heterolytic cleavage of H₂ through hydrogen interactions and subsequent proton transfer.³⁶⁶

Grotjahn and co-workers found that **121**^{367,368} and **122**³⁶⁵ (Fig. 34, a) are very efficient catalysts for the *anti*-Markovnikov hydration of alkynes providing aldehydes with high selectivity and activity. Compared to [Ru(Cl)Cp(dppm)], the most active catalyst at the beginning of the Grotjahn’s studies,³⁶⁹ **121** and **122** are 2500- and 90-fold more active respectively. **121** and **122** are the resting states; within these complexes the water molecule is surrounded by the two phosphine ligands and is hydrogen-bonded to the nitrogen atoms.³⁶⁵ The alkyne-metal π complex **123** has been identified as an intermediate in the catalytic reaction, the coordinated alkyne being engaged in non-classical hydrogen bond interactions with the surrounding nitrogen atoms. Another interaction has been identified within the Ru acyl complex **125** that features a hydrogen bond between the N–H proton of the pyridinium moiety of the ligand and the carbonyl oxygen of the coordinated acyl group. Complex **125** is formed by the addition of water to the vinylidene **124**, another intermediate that has been spectroscopically identified. Following these in-depth mechanistic studies, the role of the pyridine or imidazole moieties has been clarified: i) they facilitated the alkyne-to-vinylidene transformation (from **123** to **124**), and ii) they assisted the addition of water towards the vinylidene complex (from **124** to **125**).^{368,370–372} Breit ligands based on the 2-amidopyridine and isoquinolone recognition units (Fig. 6) were investigated for the ruthenium-catalysed hydration of nitriles.¹²¹ If ligand – ligand interaction has been ascertained in the solid-state of the precatalyst, this interaction is probably lost at the

expense of ligand – water interaction occurring during the catalytic reaction.

Using the same methodology, bifunctional catalysts have been designed for the hydration of nitriles. The neutral Ru complex **126** (Fig. 34, b) provides the amide products in high yield but requires high temperature (180 °C).³⁷³ In the postulated key intermediate **127**, the pyridyl group of the phosphine ligand directs the water molecule in close proximity to the coordinated nitrile. Previous results with [Ru(H)(η^5 -C₉H₇)(dppm)] (active at 120 °C) showed that the hydride ligand play the same role, *i.e.* it established a hydrogen bond with the incoming water molecule which directs the addition of the oxygen lone pair to the Ru-coordinated nitrile substrate.³⁷⁴ Breit ligands were also investigated for this reaction.¹²² In the solid state structure of the best precatalyst, the *cis*-coordinated 3-diphenylphosphinoisoquinolone ligands formed a hydrogen bond with the neighboring acac co-ligand (**128**, Fig. 34, b) and not between each other as presented in section 3.1.2 (Fig. 5). A hydrogen bond interaction between the carbonyl group of the isoquinolone moiety and the reacting water has been hypothesized to explain the good activity observed with this class of ligands. Very recently, Bera and co-workers reported the use of a NHC derivative tethered with a 1,8-naphthyridine group as a ligand in the rhodium-catalysed hydration of organonitriles at 25 °C (TOF up to 20,000 h⁻¹ for acrylonitrile).³⁷⁵ DFT calculations suggest the formation of a hydrogen bond between the 1,8-naphthyridine group of the NHC ligand and a water molecule coordinated to the Ru atom (see **129**, Fig. 34, b). Compared to **126**, this bifunctional catalyst not only directs the oxygen lone pair for nucleophilic attack to the substrate but also activates the water molecule through the combined effect of metal ion coordination and the hydrogen bond interaction.

Grotjahn and co-workers found that catalyst **130** (Fig. 34, c), with 2-*tert*-butyl-*o*-imidazol-di-*tert*-butyl-phosphine acting as a (*P,N*)-chelate, is able to isomerise alkenes over several carbon bonds providing exclusively the (*E*)-isomer products.^{376,377} In this original catalyst, the imidazole group plays a crucial role because it acts as an internal base for the deprotonation of allylic hydrogen. Whether a hydrogen bond interaction is involved in such a process has not been probed. An iridium complex bearing one *o*-imidazol-di-isopropyl-phosphine ligand was shown to

Cite this: DOI: 10.1039/c0xx00000x

www.rsc.org/xxxxxxx

ARTICLE TYPE

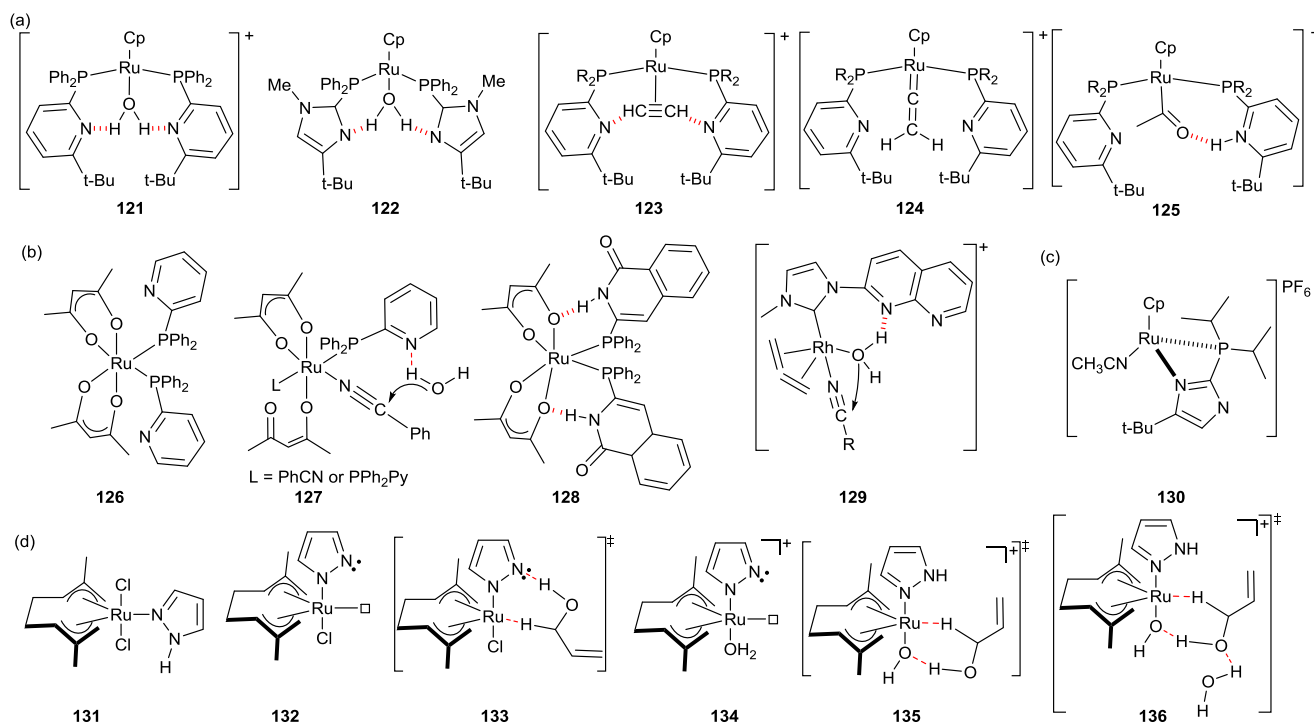


Fig. 34 Bifunctional catalysts combining a Lewis acid (the transition-metal) and a base (proton acceptor) for the *anti*-Markovnikov hydration of alkynes (a), the hydration of nitriles (b), the isomerisation of alkenes (c) and the isomerisation of allylic alcohols (d). Refs: see the text.

catalyse the transfer hydrogenation of cyclohexanone; however the acceleration provided by the P-N ligand was modest.³⁷⁸ Pyrazole and protic-NHC complexes^{345,379} have a N-H group located at the β -position to the metal, however their use as bifunctional catalysts has been poorly demonstrated yet.³⁸⁰ Pyrazole-based ruthenium(IV) complex **131** catalysed the isomerisation of substituted allylic alcohols into ketones in water at 75 °C in the absence of base (Fig. 34, d).³⁸¹ DFT calculations did not ascertain if the active species is the unsaturated neutral Ru chloride complex **132** or the cationic Ru-aqua complex **134**, however the latter seems more likely in water. The main steps of the catalytic cycle are the dehydrogenation of the alcohol and the hydrogenation of the resulting α,β -unsaturated ketone. Whatever the active species may be (**132** or **134**), the dehydrogenation involves a six-membered ring transition state similar to the one found with the Noyori catalysts (**133** and **135**). The difference arises from the nature of the Lewis base involved in the interaction: a pyrazolide or a hydroxo ligand for **133** and **135** respectively. The resulting pyrazole and water molecule are also involved in the hydrogenation step: the 1,4-addition of the Ru-H hydride and N-H or O-H protons to the α,β -unsaturated ketone. Interestingly, the energy of the transition state **135** is lowered when a water molecule is coordinated to the oxygen atom of the substrate (see **136**, Fig. 34, d). The ability of water molecules to accelerate organic reactions through hydrogen bonding is well-known *e.g.* for Diels-Alder reactions³⁸² and on-water catalysis³⁸³ but a similar role for

30 transition-metal catalysis is rarely envisaged.³⁸⁴⁻³⁸⁶

The proton donor/acceptor abilities of pendant basic/acidic groups are at the origin of the high activity and lower overpotential obtained with Ni and Co electrocatalysts for hydrogen production and oxidation.^{387,388} Notably, Dubois and co-workers found that a series of nickel complexes incorporating pendant basic groups in their ligand backbone, such as **137** (Fig. 35), are more efficient electrocatalysts than $[\text{Ni}(\text{depp})]^{2+}$ (depp = bis(diethylphosphino)propane). Mechanistic studies clarify the roles played by the base during hydrogen oxidation: i) it facilitates the heterolytic cleavage of H_2 and, ii) it promotes the intra- and intermolecular proton transfer in solution. The R and R¹ groups of the Ni complex **137** can be tuned in order to make of **137** a hydrogen production or a hydrogen oxidation catalyst. The addition of H_2 towards the Ni^{II} complex **138**, which contain four pendant tertiary amines, yields **140**, a tetrahedral Ni(0) complex for which one amine of each ligand has been protonated.³⁸⁹ DFT calculations suggest that complex **139** is the non-observed intermediate in which the dihydrogen molecule is stabilised by two adjacent tertiary amines. The high activity of the Ni catalyst **138** for hydrogen oxidation (TOF of 10 s^{-1})³⁹⁰ is probably a result of this interaction as well as facilitated proton and electron distribution between the Ni centre and the pendant basic groups. Subsequent mechanistic studies support the hypothesis than two positioned pendant basic groups in the

Cite this: DOI: 10.1039/c0xx00000x

www.rsc.org/xxxxxx

ARTICLE TYPE

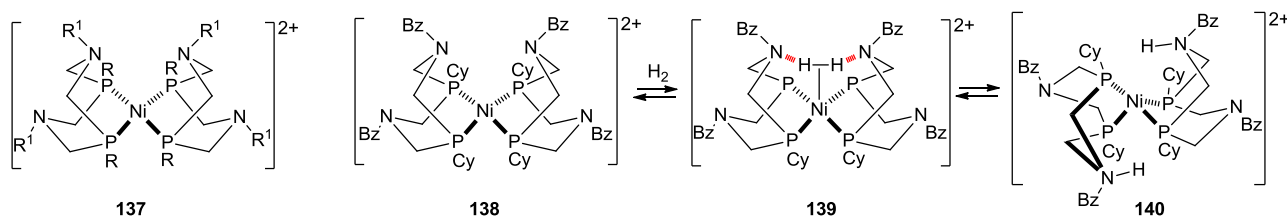


Fig. 35 Nickel complexes with pendant tertiary amines as catalysts for the production and oxidation of hydrogen. depp = bis(diethylphosphino)propane. Refs: see the text.

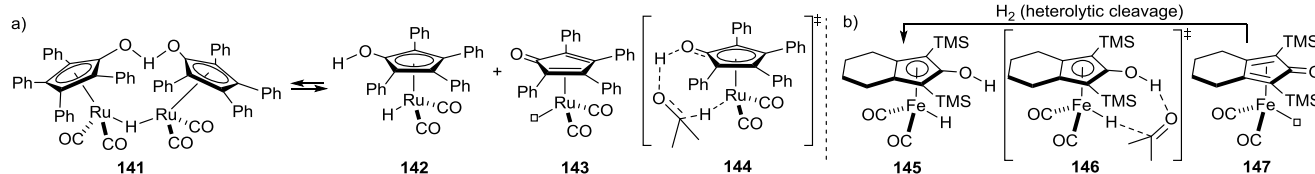


Fig. 36 Bifunctional catalysts with a pendant oxygen base: Shvo catalyst (a) and Casey catalyst (b). Refs: see the text.

second coordination sphere of metal complexes are important for achieving high catalytic rates with Ni catalysts³⁹¹ whereas only one pendant base is needed with Co catalyst.³⁹² Although most of the bifunctional catalysts reported to date possess nitrogen groups acting as proton donor/acceptor sites, a few catalysts exist that possess basic functions based on oxygen moieties. [Pd(OAc)₂(H₂O)(LiPr)], for which the water molecule is hydrogen-bonded by the surrounding acetate ligands, is a precatalyst for the aerobic oxidation of alcohols (with LiPr=1,3-bis(2,6-diisopropylphenyl)imidazol-2-ylidene).^{393,394} One acetate ligand acts as an internal base that deprotonates the alcohol substrate probably through the intermediacy of a hydrogen-bonded species. The Shvo catalyst is another example of bifunctional catalyst that possesses an oxygen group acting as a proton donor/acceptor site.^{395,396} Upon heating, the bimetallic dimer **141** produces the mononuclear complexes **142** and **143**, which are active species for the hydrogenation of unsaturated substrates and the dehydrogenation of saturated substrates respectively (**Fig. 36, a**). Among the possible reaction pathways,^{397–399} a concerted outer-sphere mechanism, similar to the one taking place with Noyori catalysts, seems privileged for the transfer hydrogenation of ketones⁹⁸ and imines (see **144**, a possible transition state for the transfer hydrogenation of ketones with the Shvo catalyst, **Fig. 36, a**).^{99,400} Casey *et al.* reported that the Knölker iron complex⁴⁰¹ **145** catalyses the hydrogenation of ketones (**Fig. 36, b**).⁴⁰² Again, the hydrogenation of carbonyl substrates follows a concerted outer-sphere mechanism in which the two hydrogen atoms attached to the Fe and O atoms of the catalyst are transferred to the oxygen and carbon atoms of the carbonyl compound (see transition state **146**).⁴⁰³ H₂ is cleaved heterolytically by the resulting unsaturated Fe(0) complex **147** through the intermediacy of a stable η²-H₂ complex. Anionic SPO ligands (**Fig. 1**) are another category of bifunctional catalysts in which a remote oxygen group plays the role of the base.⁹⁷

Breit and co-workers illustrated how a remote basic group located in the ligand backbone can be used to control the selectivity of a catalyst.^{404,405} They found that the acylguanidine-functionalized phosphine **148** and **149** (**Fig. 37, a**) are very efficient ligands in the rhodium-catalysed hydroformylation of vinylacetic acid and other β,γ-unsaturated acids yielding preferentially the linear aldehydes.⁴⁰⁴ In a simplified version of the reaction pathway, a guanidinium-carboxylate ion pair is formed which directs the double bond of the substrate towards the Rh–H bond, leading to the metalation of the rhodium at the γ-position of the carboxylate anion. Proton transfers between the substrate and the guanidine moiety borne by the ligands occurs spontaneously during the course of the catalytic reaction. The synthetic utility of the catalyst is also demonstrated by its ability to transform selectively the double bond located in the 2,3 position of the carboxylic group, in contrast to the other double bonds present in the molecule (see *e.g.* the chemoselective transformation of substrate **150**). This result indicates that, for β,γ-unsaturated acids, the ligand–substrate interaction brings the double bond at an ideal position for the accomplishment of the subsequent rate-determining hydrometalation step. The precise nature of the ligand–substrate interaction and its exact role in the different steps of the catalytic cycle are difficult to ascertain according to the numerous possible intermediates. DFT calculations of the hydrometalation step suggest that **152** is a possible transition state for which four hydrogen bonds are established between the carboxylate anion and two guanidine moieties (one protonated, one neutral).⁴⁰⁵ The hydrogen bonds point directly towards the lone pair of the carboxylate. The complexation of the anion seems more favoured with two instead of one guanidine moiety. The complexation role of the guanidine is probably not limited to the metalation step and its participation in the other catalytic steps is surmised. When α,β-unsaturated

Cite this: DOI: 10.1039/c0xx00000x

www.rsc.org/xxxxxxx

ARTICLE TYPE

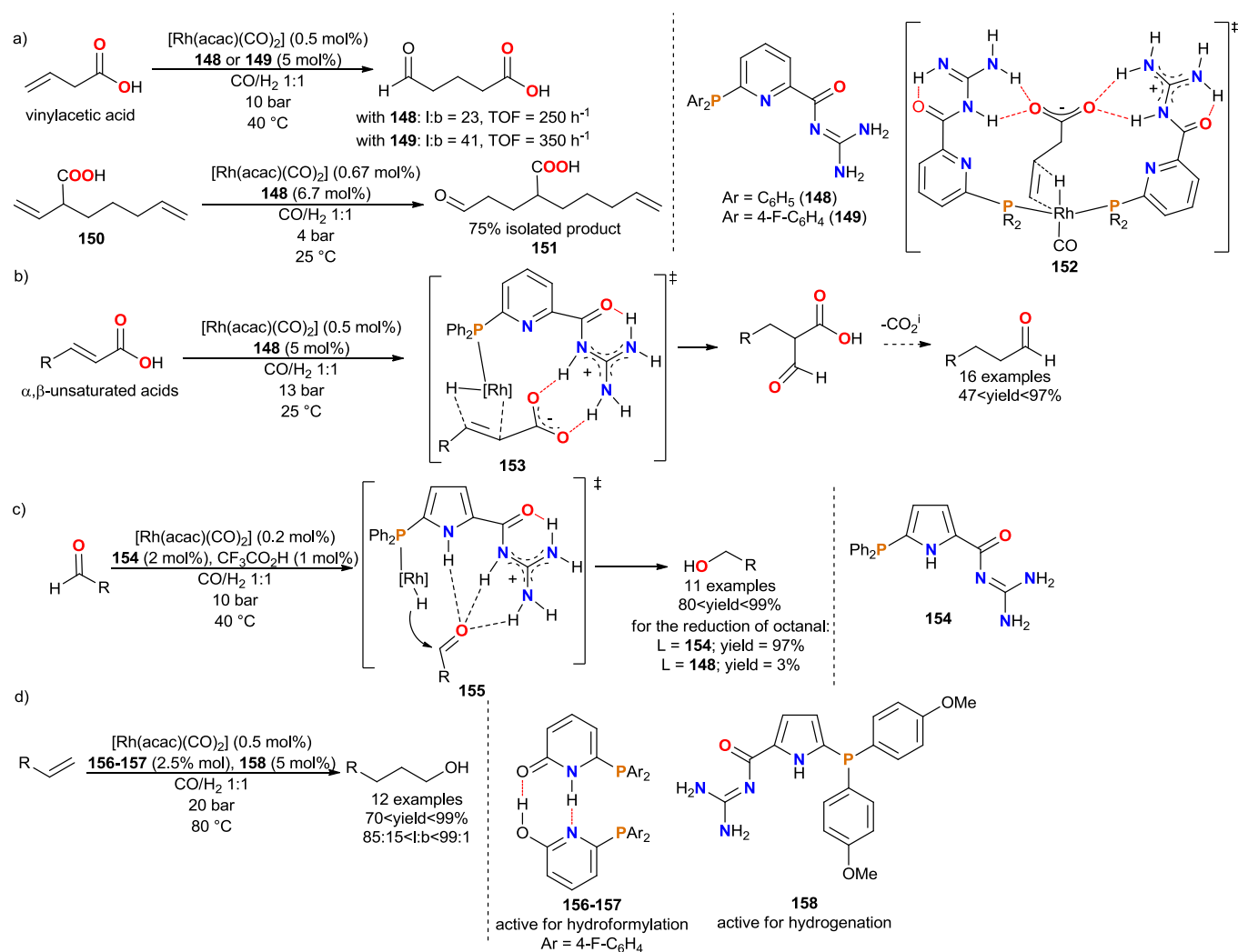


Fig. 37 Bifunctional rhodium catalysts with a remote basic guanidine group. (a) Ligand–substrate interactions between **148** or **149** and vinylacetic acid enable very active and selective hydroformylation. **152** is a possible structure of the selectivity-determining hydrometalation step. (b) Selective hydroformylation of α,β -unsaturated carboxylic acids with **148**.¹ Decarboxylation may also be rhodium-catalysed. (c) Phosphino-1*H*-pyrrole-2-acylguanidine ligand **154** catalyses the hydrogenation of aldehydes. (d) Tandem hydroformylation/hydrogenation catalysis with a combination of **156-157** and **158**. Refs: see the text.

acids are used as substrates, catalyst derived from the acylguanidine-functionalized phosphine ligand **148** mediated the regioselective formation of α -formyl acids which, after decarboxylation, give linear aldehydes (Fig. 37, b).⁴⁰⁶ This time, the carboxylate-guanidinium ion pair directs the Rh-attack at the α -position of the carboxylate anion (see **153**). The precise nature of the ligand–substrate interaction has not been established in that case, but the complexation of the carboxylate anion by two guanidine moieties, similarly to **152**, seems reasonable.

Following the same approach, Breit group applied phosphino-1*H*-pyrrole-2-acylguanidine ligands **154** in the rhodium-catalysed hydrogenation of aldehydes (Fig. 37, c).⁴⁰⁷ In this catalytic reaction, ligand **154** proved to be far more efficient than ligand **148**. Eleven aldehydes are reduced with yields ranging between 80

and 99%. $\text{CF}_3\text{CO}_2\text{H}$ has a positive effect on the catalytic rate probably because it increases the concentration of the guanidinium directing group. The guanidinium cation can also be formed by: i) heterolytic cleavage of hydrogen or, ii) oxidation addition of H_2 to the rhodium atom followed by proton transfer to the guanidine moiety. Several hydrogen bonds occur between the guanidinium group of the phosphine ligand and the oxygen atom of the aldehyde. These interactions limit the degree of conformational flexibility of the aldehyde substrate and direct the carbonyl groups towards the Rh–H bond. The catalyst provides both an acidic and a hydridic hydrogen atom from the guanidinium moiety and the rhodium centre, respectively (see **155**, Fig. 37, c). The pyrrole N–H proton also participates to the binding of the aldehyde, and this interaction may explain why

Cite this: DOI: 10.1039/c0xx00000x

www.rsc.org/xxxxxx

ARTICLE TYPE

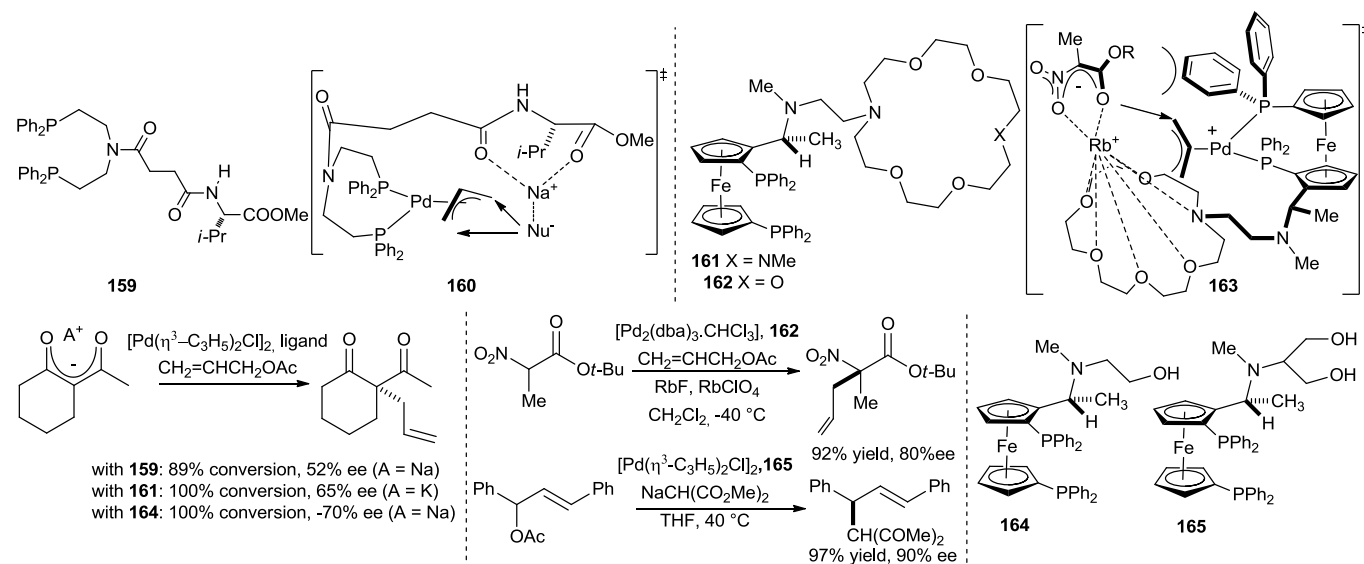


Fig. 38 The selectivity in palladium-catalysed allylation reactions is dictated by reversible ion-dipole (**159**, **161**, **162**) or hydrogen bond interactions (**164** and **165**) established between a terminal group of the ligand and the substrate. Refs: see the text.

ligand **154** is superior to **148** for the reaction. Interestingly, a syngas atmosphere is required for the hydrogenation and the catalytic resting state is probably [Rh(H)(CO)₂(PR₃)₂], the usual trigonal bipyramidal hydroformylation resting state. Accordingly, ligand **154** is also active for the tandem hydroformylation/hydrogenation of alkenes. However, a combination of the self-assembled phosphine ligand **156–157**, (for hydroformylation), of the phosphino-1*H*-pyrrole-2-acylguanidine ligand **158** (for hydrogenation) and of [Rh(acac)(CO)₂] is more efficient for the tandem hydroformylation/hydrogenation of n-olefins yielding the respective linear alcohols in high yields (**Fig. 37, d**).¹¹³ HP-IR studies reveal that at least three different catalytic resting states are in equilibrium in the media; [Rh(H)(**156–157**)(CO)₂], which contains the self-assembled ligand **156–157**, is responsible for the high hydroformylation activity of the tandem catalytic system.

5.1.2.2 Metal ligands with tethered ionic or hydrogen bond donor/acceptor groups

The incorporation of ionic or hydrogen bond donor/acceptor groups in the backbone of catalysts enables dynamic interactions between the ligand and the substrate or the reaction intermediate and no proton exchange between these reaction partners is suspected.

More than 30 years ago, Kumada and co-workers examined whether the selectivity in palladium-catalysed asymmetric allylation reactions of various nucleophiles can be improved by means of reversible ligand – substrate interactions. With diphosphine ligand **159**, the allylic product of the reaction between the enolate anion of 2-acetylcyclohexanone and allylic acetate is obtained with 52% ee at 89% conversion (**Fig. 38**).⁴⁰⁸ Because a derivative of **159** lacking the terminal ester group is less selective, the authors proposed that the chelation of the sodium counteranion

of the enolate by the ester group of **159** (ion-dipole interactions) is required and controls the stereochemical outcome of the reaction (see **160**, **Fig. 38**). The enantioselectivity of the allylic product is modest but yet quite remarkable considering that the chiral centre is located 10 atoms away from the catalytic metal centre. Ion-dipole interactions between remote groups of ligands and enolate substrates were further explored by Ito, Sawamura and co-workers. A series of chiral ferrocenylphosphine derivatives appended with crown ether moieties were evaluated in the same palladium-catalysed allylic reactions. A combination of **161** and KF proved to be slightly more efficient than **159** providing the allylic product in 65% ee at full conversion (**Fig. 38**).^{409,410} Ligand **162** in combination with Rb salts (RbCl and RbClO₄) is selective for the allylation of α -nitro ketones (up to 80% ee).⁴¹⁰ The nature of: i) the linker between the Cp ring of the ferrocenylphosphine ligand and the crown ether, ii) the crown ether and, iii) the counteranion of the enolate substrate all influence the catalytic performance. The formation of a well-defined ternary complex involving the crown ether, the Rb or K counteranion of the enolate and the enolate is thought to be at the origin of the high rate and selectivity observed with ligands **161** and **162**. The complementarities between the ring size of the crown ether and the size of the Rb cation likely explain why the combination of **162** and Rb⁺ outperforms the other ligand/enolate counteranion combinations. A model that accounts for the observed selectivity was proposed: the steric repulsion between the enolate anion bound to the Rb cation and a phenyl group of the diphosphine ligand dictates the face of attack of the enolate to the terminal carbon of the η^3 -allyl electrophile (see **163**, **Fig. 38**). Hydrogen bond interactions established between the terminal hydroxyl groups of ferrocenylphosphine ligands **164** and **165** and the

Cite this: DOI: 10.1039/c0xx00000x

www.rsc.org/xxxxxxx

ARTICLE TYPE

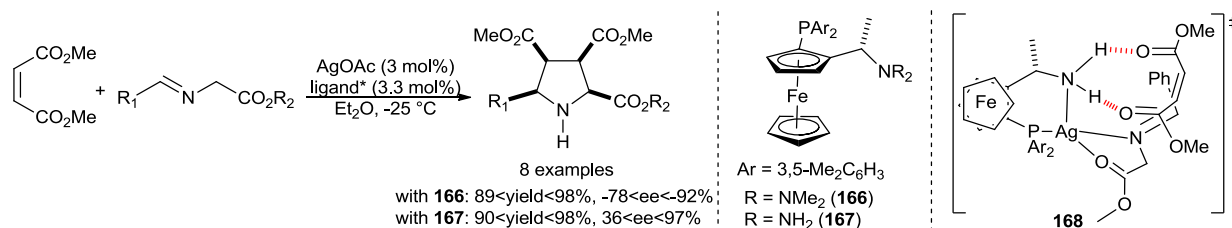


Fig. 39 Hydrogen bond interactions direct the formation of opposite enantiomers for the silver-catalysed asymmetric [3+2] cycloaddition of azomethine ylides. Ref: see the text.

substrate also seem to dictate the stereochemical outcome of palladium-catalysed asymmetric allylation reactions.^{411–414} Interestingly, ligands **164** and **161** exhibited opposite senses of enantioselection for the allylation of 2-acetylcyclohexanone.⁴¹² At that time, these results were of interest both for their innovative design of ligand – substrate interaction and for the good to excellent selectivity obtained for these challenging asymmetric allylation reactions. Even though more efficient catalysts are now known for this reaction,⁴¹⁵ these studies have paved the way towards the investigation of bifunctional catalysts for various catalytic applications.

In 2008, Zeng *et al.* found that the ferrocenylphosphine ligands **166** and **167** yielded opposite enantiomers in the silver-catalysed [3+2] cycloaddition of azomethine ylides with dimethyl maleate (**Fig. 39**).⁴¹⁶ NMR experiments indicated that the N–H proton of **167** interacts with the carbonyl oxygen of the incoming dimethyl maleate substrate. This interaction favours the attack on the top face of the silver-bound azomethine ylide (see **168**, **Fig. 39**). Additionally, hydrogen bond interactions may stabilise the possible zwitterionic intermediate and the transition state. The dimethylamino group of ligand **166** cannot form hydrogen bonds and steric repulsion between the NMe₂ group and dimethyl maleate causes the attack on the bottom face of the ylide. Here, the ligand – substrate interaction does not affect the efficiency of the catalyst but directs reversal of enantioselectivity.

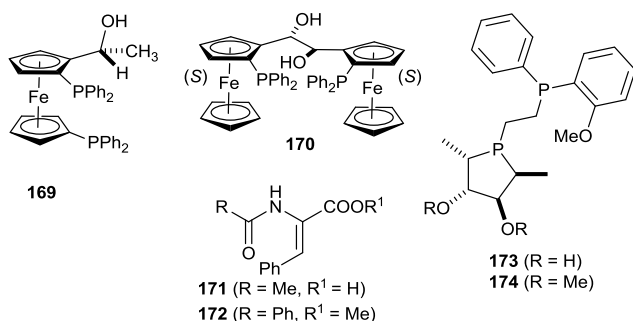


Fig. 40 Rhodium-catalysed asymmetric hydrogenation with phosphine ligands that possess one or two remote hydroxyl groups. **170** has planar chirality ((*S,S*)-ferrocene moieties) and central chirality (ferrocene linker). Refs: see the text.

Hydrogen bond interactions between substrate and remote parts of ligands can also influence the stereochemical outcome of rhodium-catalysed asymmetric hydrogenation reactions. Notably, phosphine ligands with hydroxyl functional groups attached to their backbone have been studied.⁴¹⁷ Ferrocenylphosphine ligand **169** (**Fig. 40**) hydrogenates pyruvic acid⁴¹⁸ and 1-phenylvinyl diphenylphosphinate⁴¹⁹ with 80% and 78% ee respectively. Hydrogen bonds between the hydroxyl group of **169** and the C=O or P=O oxygens of the substrates may dictate the selectivity of the catalytic reaction. Kagan and co-workers found that diphosphine ligand **170**, having a chiral diol linker between the two ferrocenylphosphine units, provided the hydrogenation product of **171** with high optical purity (85% ee).⁴²⁰ Acetalization of the hydroxyl groups led to a ligand that was far less selective for the same reaction (45% ee). However, the positive effect cannot be undoubtedly ascribed to hydrogen bond interactions between the alcohol functions of the ligand and the C=O oxygen of the substrate. A positive effect on selectivity was also found by using the phospholane derivative **173** instead of its methoxy analogue **174**, *e.g.* substrate **172** is hydrogenated with 90% ee (77% ee for **174**).⁴²¹ Hydrogen-bonded ligands (section 3.1.2) can also interact with the substrate during the course of asymmetric hydrogenation reactions. The carbonyl oxygen of the LEUPhos ligand interacts with the hydroxyl group of the substrate during the transition state of the hydrogenation reaction (see the energy-minimized structure of **Fig. 3**).¹⁰³ PhthalaPhos^{134,135} and Benzaphos¹⁴² are families of hydrogen-bonded ligands that lose the ligand – ligand interaction at the expense of ligand – substrate interaction along the catalytic cycle (see the transition state structure represented in **Fig. 10**). Also, in the example provided by Reek and co-workers, the anion used as chiral inducer forms one hydrogen bond with the substrate (see the molecular model in **Fig. 29**).²⁸⁴ The ability of urea moieties to bind and direct the substrate during the course of the catalytic reaction has also been mentioned in section 3.1 (see **Fig. 20**).⁷³

The structure of a palladium hetero-complex, containing two Breit ligands based on the 2-amidopyridine and isoquinolone complementary groups (section 3.1.2), was established by X-ray diffraction analysis. The complementary isoquinolone and amidopyridine groups appended to *cis*-positioned phosphine ligands are linked through a single hydrogen bond (see **175**, **Fig. 41**). In addition, the N–H proton of the isoquinolone moiety is

Cite this: DOI: 10.1039/c0xx00000x

www.rsc.org/xxxxxx

ARTICLE TYPE

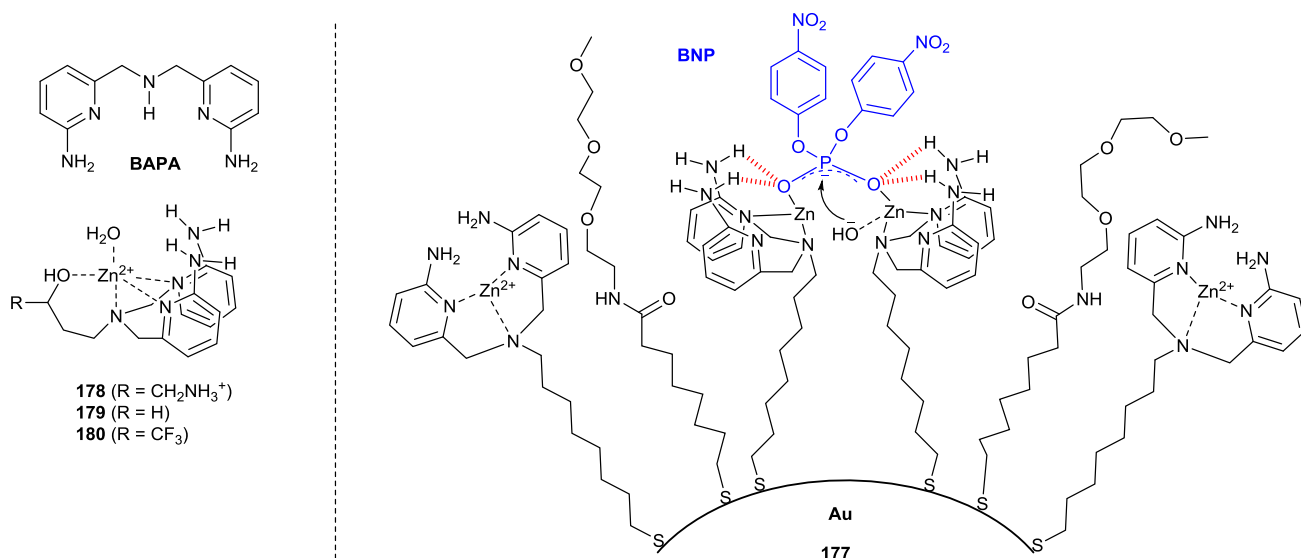


Fig. 42 Nuclease mimics that incorporate pendant amino and ammonium groups. BAPA = bis(2-amino-pyridinyl-6-methyl)amine. **177** is a very active catalyst for the cleavage of BNP and double strand DNA. The mode of activation of BNP by a dinuclear site of **177** is represented on the right. The role of the pendant ammonium group of **178** for the cleavage of phosphate ester bonds has been established. Refs: see the text.

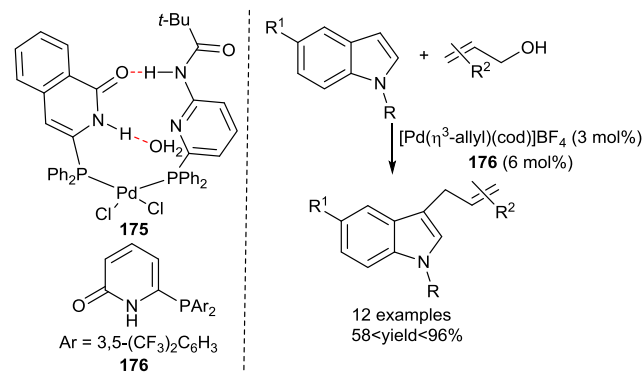


Fig. 41 Hydrogen bond between the N–H proton of the isoquinolone moiety of the phosphine coordinated to the Pd and the incoming allylic alcohol likely facilitates the allylation of indole derivatives. Ref: see the text.

bound to a water molecule that was present in the recrystallisation process. This structure inspired Breit and co-workers to investigate related palladium catalysts for the allylation of indole derivatives using allylic alcohol derivatives as the allyl source.¹²³ Indeed, a combination of **176** and [Pd(η^3 -allyl)(cod)]BF₄ provided the respective allylated indoles with good to excellent yields. Hydrogen bond interactions between the hydroxyl group of the incoming allylic alcohol and the N–H proton of the isoquinolone moiety probably make the hydroxyl a better leaving group and favour the formation of the η^3 -allyl palladium intermediate.

The proximity of one or two acidic centres (Zn²⁺,^{422–426} Cu²⁺⁴²⁷ or Co³⁺⁴²⁸) and amino groups is important to achieve efficient nuclease mimics.⁴²⁷ Copper and zinc complexes of BAPA

derivatives (**Fig. 42**) activate phosphate diesters by the cooperative effect of acidic centres and hydrogen bond interactions.⁴²⁹ Bonomi *et al.* showed that zinc catalysts, supported on Au nanoparticles are very active for the cleavage of bis-*p*-nitrophenyl phosphate (BNP) and also present the unprecedented ability to perform double strand cleavage of DNA.⁴³⁰ Both mononuclear and dinuclear sites of the nanoparticle-supported catalyst **177** (**Fig. 42**) are more active than 30 mono- and binuclear zinc complexes taken as references. The enhanced activity is the result of the very high binding affinity of the phosphate diesters with the Zn²⁺ cationic catalytic sites located at the surface of the Au-nanoparticles. Ammonium^{431–435} or guanidinium^{436,437} groups were also placed at a distal position of 35 the acidic centre of nuclease mimics but the exact role of these groups during the cleavage of phosphate esters remains to be elucidated.^{436,438} Mancin and co-workers dissect the contribution of the pendant ammonium group of **178** (**Fig. 42**) in the hydrolytic cleavage of three different substrates.⁴³⁹ The activity of the Zn 40 catalyst **178** was compared with the one obtained with catalyst **179** (that lacks the ammonium group) and catalyst **180** (that possess a CF₃ group of similar electronegativity compared to NH₃⁺). Accordingly, they established that, due to its hydrogen bond donor ability, the ammonium group favours the formation of the hydroxide/alkoxyde nucleophile but decreases its reactivity by 45 lowering its intrinsic basicity. Also, the ammonium group stabilises the developing negative charge in the transition state *via* electrostatic and/or hydrogen bond interactions. Taken together, these results help to understand the complex role played by 50 ammonium groups in nucleases and nuclease mimics.

Cite this: DOI: 10.1039/c0xx00000x

www.rsc.org/xxxxxxx

ARTICLE TYPE

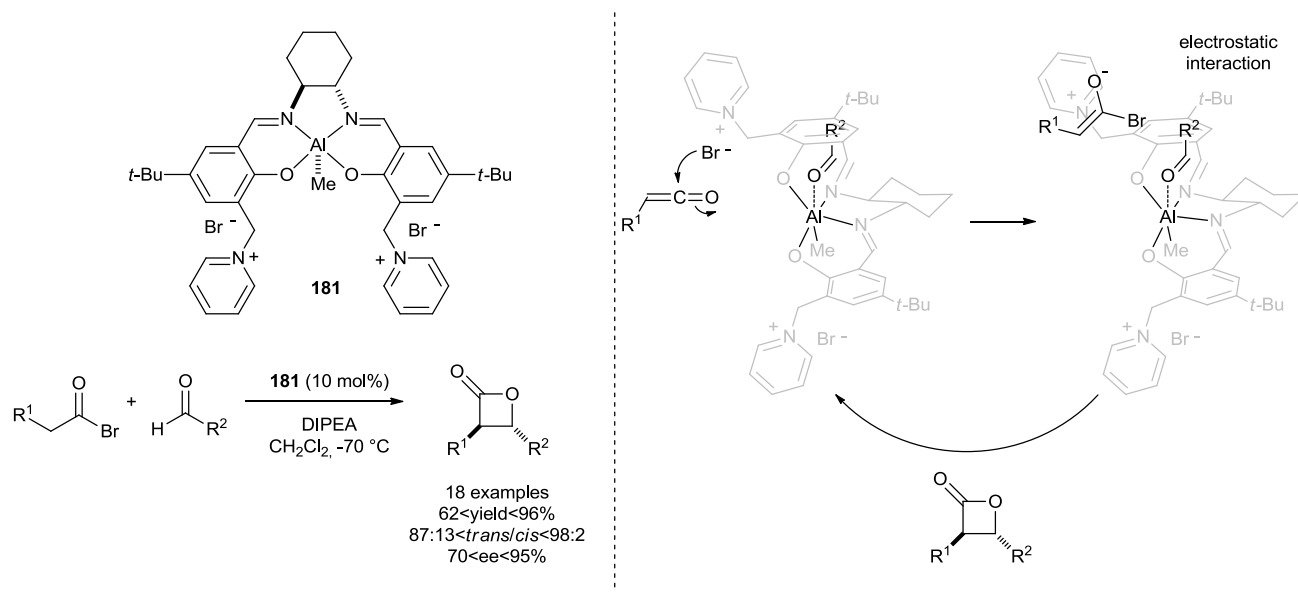


Fig. 43 Complex **181** is a very active and selective catalyst for the asymmetric synthesis of *trans*-configured β-lactones. Proposed mechanism for the ion pair-directed Lewis acid catalyst. Ref: see the text.

An unusual example of ion pair-directed Lewis acid catalysis was provided recently. Peters *et al.* demonstrated that the salen-Al^{III} complex **181** (Fig. 43), which possess two peripheral pyridinium groups, is a very selective catalyst for the asymmetric [2+2] cyclocondensation of acyl bromides, as ketene precursors, and aldehydes.⁴⁴⁰ This catalyst is far more active and selective towards the formation of the *trans*-configured β-lactones than related salen-Al^{III} complexes bearing different types of tertiary amino groups. The *E*-configured enolate is formed *in situ* by reaction between the ketene and the bromine counteranion of one pyridinium group of **181**. This enolate forms an ion pair with one peripheral pyridinium group of the ligand and this interaction likely dictates the stereochemical outcome of the reaction. In the proposed mechanism, the ion pair stabilizes the reactive enolate that is now in a suitable position to undergo the [2+2] cyclocondensation with the Al-coordinated aldehyde.

Crabtree and co-workers were probably the first who used molecular modelling as a tool to probe the geometry of hydrogen-bonded ligand – substrate complexes.^{441–444} They designed a terpyridine ligand decorated with a peripheral COOH derived from Kemp's triacid. This COOH group is directed towards the upper part of the terpyridine plan at a suitable position for substrate recognition. The dinuclear Mn complex of this ligand was evaluated as a catalyst for the oxidation of ibuprofen and other substrates which contain a COOH moiety (see **182**, Fig. 44, a). Within the hydrogen-bonded ligand – substrate assembly, the benzylic C–H bond of ibuprofen is located in close proximity to the M=O group. As expected, this bond is preferentially oxidized compared to the tertiary C–H bond of the CH–COOH group (TON = 580; selectivity for the benzylic over tertiary oxidized C–H bond

= 66:1). Oxidation of a mixture of *cis*- and *trans* 4-methylcyclohexyl acetic acid **183** takes place in a diastereoselective way at its remote tertiary C–H bond; the oxidation product **184** with the hydroxyl and carboxymethyl substituents in a relative *trans*-arrangement is the only observed one (Fig. 44, b).⁴⁴³ The presence of two recognition units in catalyst **182** makes possible the formation of two hydrogen-bonded ligand – substrate complexes which can act together to block both faces of the catalyst at once. These hydrogen-bonded ligand – substrate assemblies sterically prevent free substrates to reach the active site where they would react unselectively. The two hydrogen bonds established between the COOH groups of the catalyst and the substrate are maintained during the whole catalytic pathway and the selective C–H oxidation occurs at lower energy than without molecular recognition. Adequate substrates possess a complementary COOH group and an appropriate distance between the acid-group and the targeted C–H bond. The same authors compared the catalytic performance of **182** and a mononuclear Mn^{III}-porphyrin complex appended with four peripheral COOH groups towards the epoxidation of cycloalkene acetic acid substrates.⁴⁴⁵ Dinuclear complex **182** provided the respective epoxides in good to excellent yields whereas the mononuclear Mn^{III}-porphyrin complex was poorly active. The diastereoselectivity is rather low for these epoxidation catalysts as a probable result of different possible orientations of the substrate in the catalytic pocket.

Probably inspired by the work of Crabtree and co-workers, several catalysts have been designed to orient the substrate through hydrogen bond interactions so that remote oxidation of a double bond or a sulfur atom occurs with high selectivity. Mirkin

Cite this: DOI: 10.1039/c0xx00000x

www.rsc.org/xxxxxx

ARTICLE TYPE

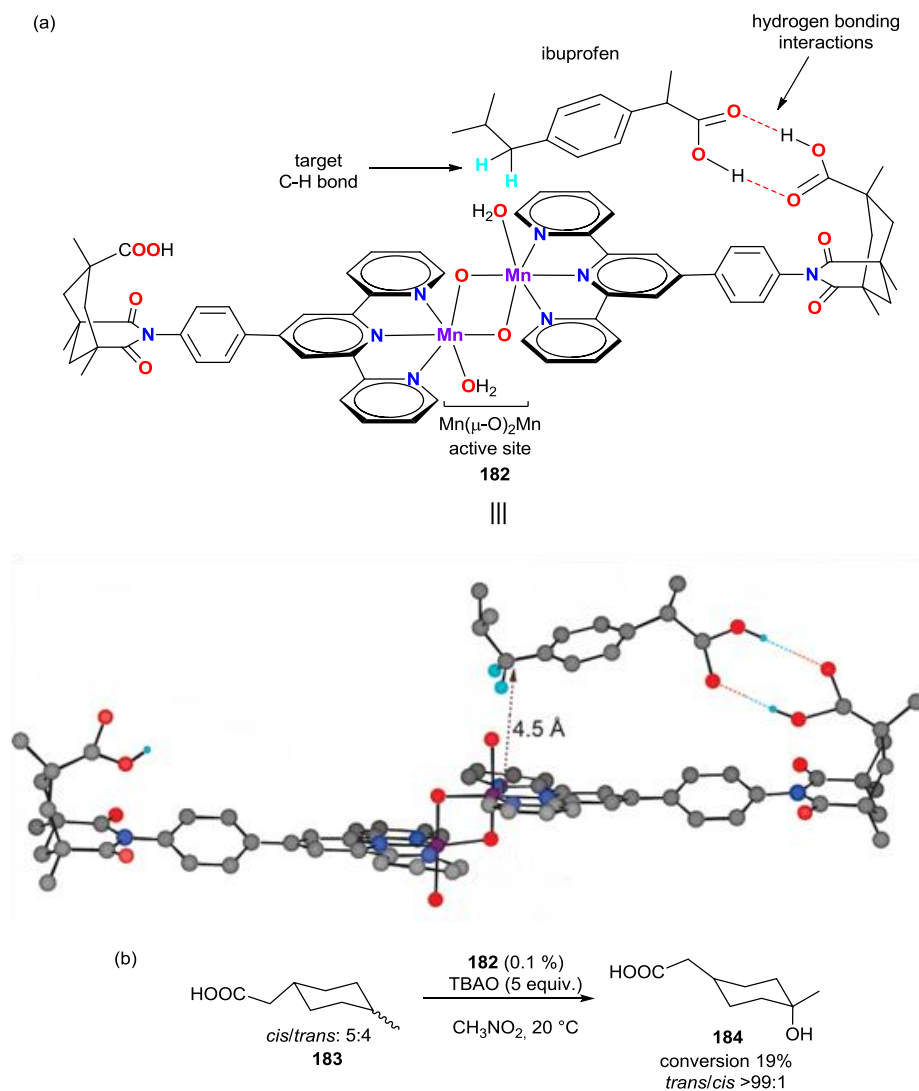


Fig. 44 Well-designed hydrogen-bonded ligand – substrate complexes. (a) Catalyst derived from **182** selectively oxidises the benzylic C–H bond of ibuprofen. Molecular model of the complex. The distance between the target C-atom and the manganese atom is *ca.* 4.5 Å. (The molecular model is reprinted with permission from ref. 443. Copyright 2008. American Chemical Society). (b) Diastereoselective oxidation of **183** with **182** as precatalyst and TBAO as oxidant. TBAO = tetrabutylammonium oxone. Refs: see the text.

and co-workers prepared a dinuclear complex composed of a central chiral Jacobsen-Katsuki Mn^{III}-salen catalyst appended with an amidopyridine group (see **185**, Fig. 45, a).⁴⁴⁶ The formation of a 1:1 complex between the amidopyridine group of **185** and the carboxylic acid of 4-vinylbenzoic acid was confirmed by ITC ($K = 3090 \pm 360 \text{ L}\cdot\text{mol}^{-1}$). Also, computational studies indicate that, within this hydrogen-bonded ligand – substrate complex, the double bond is at an ideal position with respect to the Mn centre to undergo oxidation (3.9 Å). In a competition experiment with a 1:1 mixture of 4-vinylbenzoic acid and styrene, catalyst **185** preferentially oxidized the former. Catalyst **185** also yields the opposite enantiomer compared to catalyst **186** lacking the

amidopyridine moiety but the enantioselectivity is low in both cases. The substrate selectivity observed with **185** is a result of its ability to form a hydrogen-bonded complex with 4-vinylbenzoic acid. Bach *et al.* applied the Mn-salen complex **187**, with peripheral amide groups derived from the 3-azabicyclo[3.2.1]octan-2-one scaffold, in the enantioselective oxidation of sulfides (Fig. 45, b).⁴⁴⁷ Catalyst derived from **187** oxidized 2*H*-benzo[*e*][1,4]thiazin-3-one into the respective sulfoxide in 76% yield and 67% ee. A series of control experiments confirmed that the hydrogen bond interactions between the remote lactam group of the ligand and the quinolone binding motif of the substrate were solely

Cite this: DOI: 10.1039/c0xx00000x

www.rsc.org/xxxxxxx

ARTICLE TYPE

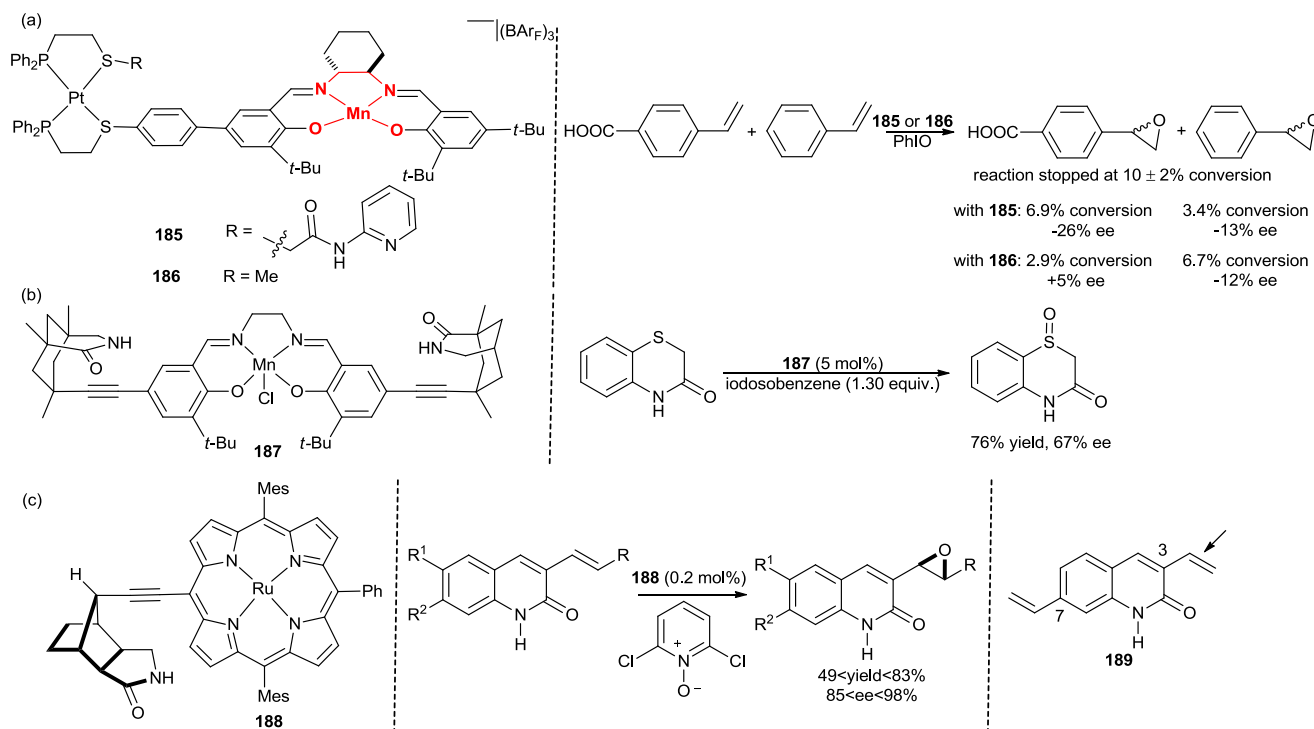


Fig. 45 Salen or porphyrin metal catalysts which possess a peripheral receptor for substrate binding. The respective catalysts were applied: in the epoxidation of 4-vinylbenzoic acid (a), in the oxidation of 2H-benzo[e][1,4]thiazin-3-one (b) and in the epoxidation of 3-alkenylquinolones (c). Refs: see the text.

5 responsible for face discrimination. However, the substrate scope was somewhat limited since substrates with an isoquinolone group were not selectively oxidized. The same group designed the Ru-porphyrin complex **188** with an appended chiral octahydro-1H-4,7-methanoisindol-1-one skeleton (**Fig. 45, c**).⁴⁴⁸ Complex **188** catalysed the epoxidation of 3-alkenylquinolones with good yields and selectivities employing 1.1 equiv of 2,6-dichloropyridine-N-oxide as the oxidant.⁴⁴⁹ Also, the double bond in the 3-position of **189** is oxidized specifically (88% ee). In the most favourable transition state, the quinolone function of the substrate interacts with the lactam group of the ligand *via* a two-point hydrogen bond. This interaction favours a *Re* face attack of the metal-oxo on the *s-trans* conformer of the substrate. The catalyst exhibits a good degree of flexibility because C=C bonds in 3-alkenylpyridone derivatives are also oxidized with high selectivity (up to 88% ee) whereas the selectivity is only slightly lower with a 3-alkenylamide derivative (70% ee).

In the course of their studies on the cobalt-catalysed asymmetric cyclopropanation of electron-poor olefins, Zhang and co-workers found a remarkable ligand effect.^{450–454} Porphyrin ligands with peripheral amide groups, such as **190** (**Fig. 46**), usually displayed higher activity than porphyrin ligands lacking the amide functionality. Mechanistic studies established that the N–H proton of the ancillary amide group may interact with the carbonyl oxygen of the ester function of methyl diazoacetate

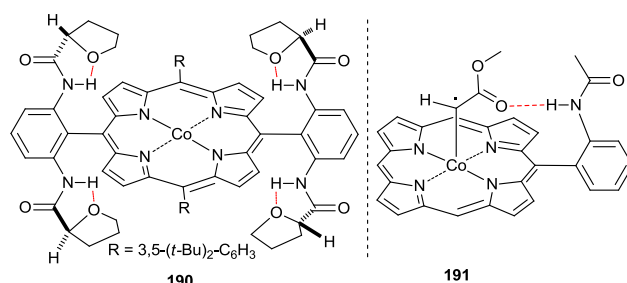


Fig. 46 N–H effect observed for the Co^{II}-catalysed cyclopropanation of olefins. Refs: see the text.

substrate and stabilise the formation of the transient ‘carbene’ species (see **191**, **Fig. 46**).⁴⁵⁵

35 Reek and co-workers applied a diphosphine ligand that contains a neutral anion receptor in its backbone (**99**, **Fig. 29**) for the hydroformylation of ω -unsaturated carboxylates and phosphonates.⁴⁵⁶ The rhodium catalyst which contains the diphosphine ligand **99** gave selectively the linear aldehydes (1:1 ratio > 40) in the hydroformylation reaction of 4-pentenoate and 3-butenylphosphonate anions. With other substrates, for which the distance between the anion and the alkene function does not exactly span the distance between the receptor and the metal centre, the selectivity is far lower. Like for the acylguanidine

Cite this: DOI: 10.1039/c0xx00000x

www.rsc.org/xxxxxx

ARTICLE TYPE

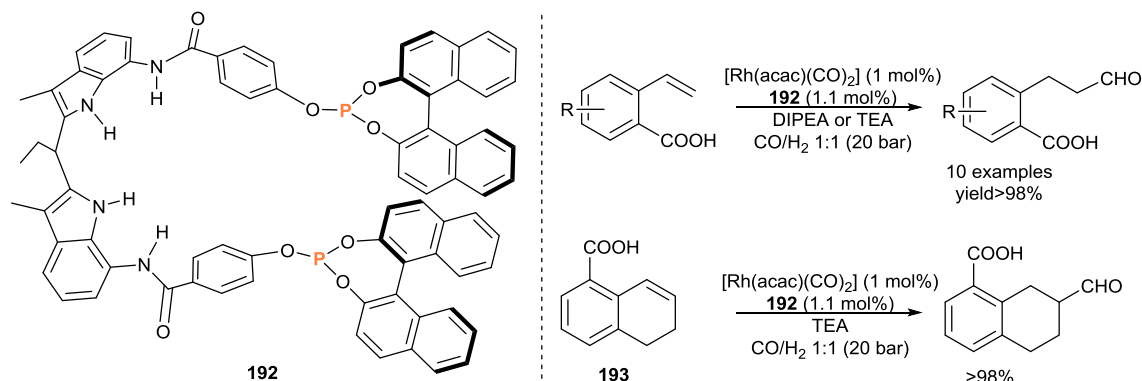


Fig. 47 Designed ligand – substrate interactions for selective hydroformylation reactions. Left: structure of ligand **192** that possesses an anion receptor in its backbone. Rhodium catalyst derived from **192** led quasi exclusively to the formation of linear aldehydes as the hydroformylation products of 2-vinyl benzoic derivatives as well as β -substituted vinyl arenes such as **193**. The hydroformylation product of **193** is racemic. Ref: see the text.

phosphine ligands (see **148** and **149**, Fig. 37), the high selectivity and activity is explained by the stabilisation of the transition state during the regioselectivity-determining hydrometalation step. The system was further exploited for the selective hydroformylation of 2-vinyl benzoic acid.⁴⁵⁷ A slightly modified ligand was prepared (**192**, Fig. 47) that led exclusively to the formation of the linear aldehyde under mild reaction conditions. DFT calculations confirmed that within the ligand – substrate assembly, the conformational lability of the double bond is limited. It can only rotate in the direction of the hydride migration transition state which leads to the β -phenylalkyl rhodium complex. The π -benzyl intermediate that is usually favoured cannot be formed while the carboxylate is bound to the pocket. This catalytic system is also efficient for β -substituted vinyl arenes that contain an internal double bond (see **193**, Fig. 47). This catalytic system clearly demonstrates the utility of well-designed ligand – substrate interactions since no covalent ligands are known to date for this reaction (they usually favour the formation of the branched aldehydes) and the resulting aldehydes are relevant intermediates towards bioactive compounds.

The examples described in this section highlight the potential of metal bifunctional catalysts, as highly selective and practical catalytic systems for diverse transformations (stereoselective [2+2] cyclocondensations, C–H activations, oxidations, hydrogenations, hydroformylations, and allylic substitutions, amongst others). The high catalyst performances and (stereo)selectivities rely on substrate activation and/or directed orientation of the reactants around the catalytic site by specifically designed secondary interactions between reagents and catalyst. Stabilisation of key catalytic intermediates and selectivity-determining transition states also play a role. The aforementioned catalytic systems are highly selective, but also highly substrate dependent: generality has been sacrificed for substrate specificity. Further development must focus on the design of bi- or multifunctional catalysts that can transform complex substrates into highly valuable products.

5.2 Supramolecular organocatalysis

5.2.1 Class of catalysts

Organocatalysis, the use of small organic molecules as catalysts either in solution or in the solid state,^{458–461} has witnessed an intense resurgence since the year 2000 following the two seminal discoveries reported independently by List and Barbas⁴⁶² (proline-based enamine catalysis) and by MacMillan⁴⁶³ (imidazolidinone-based iminium catalysis). In addition to the reversible covalent mode of activation exhibited by the organocatalysts containing an amino group,^{464–468} which were referred in the paragraph above, many other organocatalytic systems have been developed that interact with the substrate(s)/reaction intermediate(s) through reversible non-covalent interactions. Surprisingly, although the reaction mechanisms that are proposed for the organocatalysed processes involve many reversible non-covalent interactions, organocatalysts are seldom considered as functional examples of supramolecular catalysts.^{69,469,470} Establishing a clear cut distinction between organocatalysts that activate the substrate by means of reversible covalent or non-covalent interactions is an arduous task which requires an accurate understanding of the catalytic process, *i.e.* the nature of the key catalytic intermediates and the transition state. This is also true for the myriad of reported catalytic systems that combine an organocatalyst with a metal,^{52,53,272,471–475} or two organocatalysts^{476–478} working in synergy or in tandem. The fact that structurally similar organocatalysts operate through quite different reaction mechanisms makes the extraction of general trends for their reactivity a very complex endeavour.

In any case, several types of functional groups are known that may recognize and activate a substrate(s) by means of reversible non-covalent interactions. These functional groups constitute an important element of design of the organocatalysts; they can be embedded in the organocatalyst backbone and mixed with other functional groups (bi- and multifunctional organocatalysts). We

Cite this: DOI: 10.1039/c0xx00000x

www.rsc.org/xxxxxxx

ARTICLE TYPE

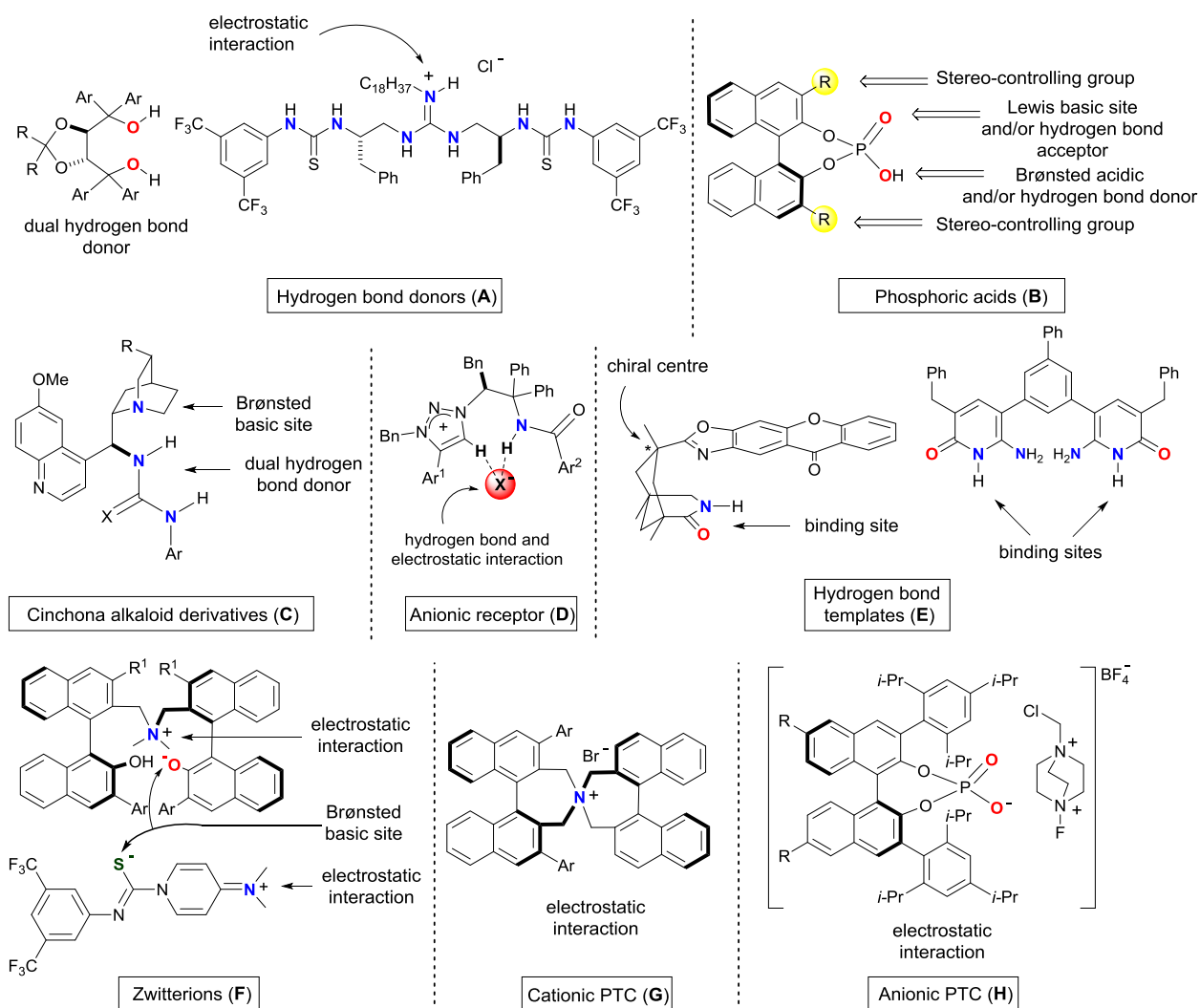


Fig. 48 Classes A-H of widely used supramolecular organocatalysts that possess one or several functional groups for the reversible recognition and activation of substrate(s) and reaction intermediate(s) or the stabilisation of transition states. Refs: see the text.

highlight the following classes of organocatalysts that incorporate one or several of these functional groups (**Fig. 48**): i) hydrogen bond donor organocatalysts (**A**),^{61,64,68,479–482} ii) chiral phosphoric acids as organocatalysts (**B**),^{52,53,63,483–487} iii) bifunctional organic catalysts which combine a Brønsted basic amino group and a hydrogen donor group in the scaffold of a cinchona alkaloid derivative (**C**),^{67,488,489} iv) organocatalysts based on anionic receptors (**D**),⁴⁹⁰ v) molecular templates as organic catalysts that are capable of establishing hydrogen bond interactions with one or two reacting partners (**E**),^{491–505} vi) zwitterions as organocatalysts (**F**),^{506–509} vii) cationic chiral phase-transfer organocatalysts (**G**),^{65,66} and viii) anionic chiral phase-transfer organocatalysts (**H**).^{510,511} **Fig. 48** depicts selected components of each of the highlighted classes of organocatalysts together with the reversible non-covalent interactions associated with their mode of action for

substrate(s) activation. As pointed out recently by Jacobsen, non-easily predictable weak interactions (π - π , C-H- π , van der Waals, etc...) can play predominant roles in dictating the stereochemical outcome of organocatalytic reactions.^{4,5}

In this context, the anion binding ability of chiral ureas and chiral thioureas has been exploited to control the level of selectivity in asymmetric reactions involving the intermediate formation of achiral ion-paired species.⁴⁸¹ For example, the ion pair **194**, consisting in a carboxylate anion and an acyl-pyridinium cation is formed *in situ* by reacting DMAP (4-dimethylaminopyridine) with an acid anhydride.⁵¹² This achiral ion pair is converted into the three-particle chiral complex **195** upon binding of the carboxylate anion to the chiral thiourea (a, **Fig. 49**). The supramolecular chiral ion pair **195** is a better acylating agent than the parent achiral acyl-pyridinium salt **194**.

Cite this: DOI: 10.1039/c0xx00000x

www.rsc.org/xxxxxx

ARTICLE TYPE

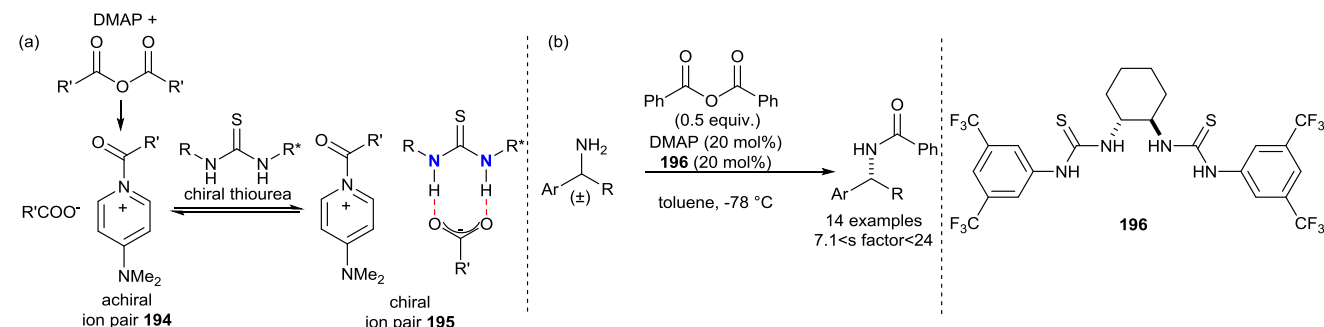


Fig. 49 Example of a catalytic application of the anion-binding strategy. (a) The achiral acyl pyridinium salt is rendered chiral *via* electrostatic interactions between the carboxylate anion and a chiral thiourea. (b) The combination of DMAP as a nucleophile and of thiourea **196** is efficient for the kinetic resolution of benzylic amines. *s* factor = $k_{rel} = [\ln((1 - C)(1 - ee))]/[\ln((1 - C)(1 + ee))]$ where *C* = conversion and *ee* = enantiomeric excess of the amide product. Ref: see the text.

The binding of the chiral thiourea with the carboxylate anion serves to reduce the electrostatic interaction between this anion and the acyl-pyridinium cation, making the latter more electrophilic. Consequently, DMAP in combination with the chiral thiourea **196** formed an efficient catalytic system for the kinetic resolution of benzylic amines (*s*-factor up to 24, b, **Fig. 49**).⁵¹² The nature of the pyridine derivative had a major influence on the stereochemical outcome of the reaction. Thus changing from DMAP to 4-(di-*n*-propyl)amino-pyridine improved the overall catalytic efficiency of the system.⁵¹³ The same type of chiral three-particle ion pairs proved to be useful for the catalysis of other enantioselective reactions.^{514–517} Ion-pairing catalysis based on this anion-binding strategy has been intensively explored in the last years,^{5,53} and the conceptually-related cation-binding strategy has also been exploited.^{518,519}

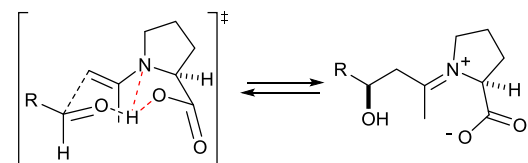


Fig. 50 List-Barbas-Hook transition state for proline-catalysed asymmetric aldol reaction. Refs: see the text

In organocatalysis, the design of bifunctional catalysts is of utmost importance. Bifunctional catalysts do not only bring together the substrates/reaction intermediates, but also they can stabilise the transition state by means of secondary interactions with one of the two sites. Regarding the mechanistic pathway of proline-catalysed asymmetric aldol reactions,⁴⁶² List and Barbas proposed a metal-free version of the Zimmerman-Traxler transition state (**Fig. 50**) in which the carboxylic group of the proline is hydrogen-bonded to the oxygen atom of the carbonyl electrophile. Further evidence for this model has been provided by these authors and Hook.^{520–524} The possibility of achieving high rates and selectivities for reactions that involve a well-organised

transition state has driven the design of organocatalysts beyond the limits of simple catalyst – substrate interactions.^{5,525,526}

5.2.2 Modularly designed supramolecular organocatalysts

Taking into account the high number of examples that exist of what can be considered as a “supramolecular organocatalyst” we chose to highlight here only those referring to modularly designed organocatalysts (MDOs). This term was initially proposed by Cong-gui and co-workers⁵²⁷ to designate catalytically active supramolecules composed by several molecular building blocks held together by non-covalent interactions. MDOs display analogies to the supramolecular strategies employed in metal catalysis that were described in sections 3, 4 and 5.1 of this review. Up to now, MDOs have been designed and applied following two distinct objectives: i) the construction of bifunctional catalysts through the self-assembly of two monofunctional modules and, ii) the modification of the electronic and steric properties as well as the chiral environment of an organocatalyst by means of a complementary additive. The idea here is not to provide a comprehensive overview⁷⁰ of the existing MDOs but rather to illustrate their applications and the analogies that exist between the strategies used in their construction and those employed in transition-metal supramolecular catalysis.

5.2.2.1 Self-assembly of two monofunctional catalysts

The cooperativity observed between two functional groups in both cinchona alkaloid derivatives (see *e.g.* **C**, **Fig. 48**) and proline (**Fig. 50**), is very important to achieve highly efficient organocatalysts. In similar manner, the design of supramolecular bifunctional organocatalysts is highly desirable. In doing so, the scope and applications of this new family of organocatalysts will increase. Likewise, the construction of libraries of supramolecular bifunctional organocatalysts, similarly to the self-assembled ligand strategy mentioned in section 3, will become a reality.

Cong-gui and co-workers prepared a series of supramolecular bifunctional organocatalysts composed of one aminocatalyst (for nucleophile activation) and a hydrogen bond donor (for electrophile activation) linked to each other by means of ionic

Cite this: DOI: 10.1039/c0xx00000x

www.rsc.org/xxxxxx

ARTICLE TYPE

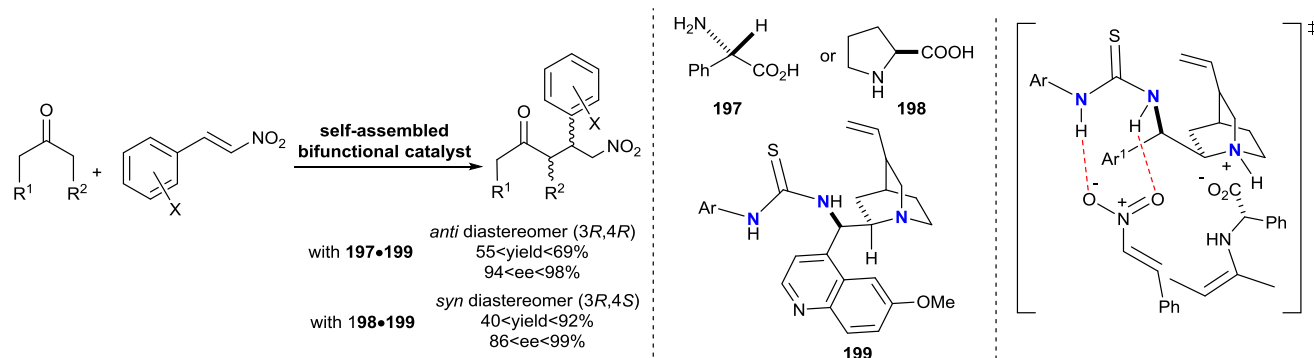


Fig. 51 Self-assembly of two monofunctional catalysts. Application in the asymmetric Michael addition reaction. Right: proposed transition state for the Michael addition of butanone to *trans*- β -nitrostyrene involving the ion-pairing catalyst **197•199**. Ref: see the text.

hydrogen bonds. Thus, (*D*)-proline, (*L*)-proline or (*L*)-phenylglycine (containing the amino catalytic centre) were combined with the cinchona alkaloid derivative **199** (the stereocontrolling module) and the resulting MDOs were evaluated for the asymmetric Michael addition of various ketones to α,β -unsaturated nitro compounds (**Fig. 51**).⁵²⁷ The cinchona alkaloid derivative **199** possesses a tertiary amine group, which is converted into an ammonium group upon protonation by the amino acid. The interaction between the α -amino carboxylate anion and the cinchona ammonium cation produced a close-contact ion pair. Whereas low conversion are observed when the modules are used alone for the reaction, high activity and selectivity are obtained with both the **197•199** and **198•199** ion pairs. Also, these ion pairs provide opposite senses of enantioselectivity and diastereoselectivity. This observation is rationalized by assuming that in the case of (*L*)-proline the *Si,Si*-attack of the hydrogen-bonded nitrostyrene on the *anti* rotamer of the *E*-enamine intermediate is favoured and leads to the formation of the *syn* diastereomer. Conversely, for (*L*)-phenylglycine, the formation of the *Z*-enamine is favoured and the *Re-Si* attack of the hydrogen-bonded nitrostyrene on this enamine yields the *anti* diastereomer (see a proposed transition state in the case of (*L*)-phenylglycine in **Fig. 51**). The same group applied structurally-related supramolecular bifunctional organocatalysts in tandem Michael addition-cyclization reactions⁵²⁸ as well as aldol reactions,⁵²⁹ however the substrate scope was limited in both cases. An improved substrate scope was obtained by Ramachary *et al.* in the asymmetric Michael reaction of cyclohexanone with 2-(2-nitrovinyl)phenols, also combining proline with a cinchona alkaloid derivative.⁴⁷⁰ The Michael addition reaction afforded hexahydroxanthanol derivatives with high yields, ee and de values. Hexahydroxanthenols are intermediates in the synthesis of medicinally relevant compounds.

The group of Xu also investigated the self-assembly of two monofunctional catalysts by means of electrostatic interactions. The prepared ion-pairing catalysts display reverse charge distribution compared to the system reported by Cong-gui.^{530–532}

That is, proline derivatives are decorated with a side chain containing a Lewis base centre (a pyridine or an imidazole group) that becomes protonated by the carboxylic group of an amino acid or a thioureido acid. The methodologies put forward by the groups of Cong-gui and Xu make possible the screening of a high number of catalytic combinations by simply *in situ* mixing of the two modules that will be the components of the assembled bifunctional organocatalyst. The observation of matched and mismatched combinations between the two chiral components of the self-assembled catalyst supports the formation of cooperative catalysis. This class of MDOs constitutes an alternative strategy capable to extend the scope and solve the limitations of the currently employed bifunctional organocatalytic systems.

5.2.2.2 MDOs composed of an organocatalyst and one or several additives

Several MDOs have been developed that combine a functional organocatalyst operating through enamine, iminium, Lewis acid, Brønsted acid, Lewis base or Brønsted base catalysis and additives that improved its catalytic efficiency. The exact mode of action of the additive depends on the particular catalytic system. For example, the additive may alter the electronic and steric properties as well as the chiral environment of an organocatalytic centre in a similar fashion as the ligand – ligand additive complexes presented in section 4. To determine the exact role of the additive as well as the nature of the non-covalent interactions involved in the selectivity-determining step requires arduous mechanistic investigation. In addition, direct interactions between the additive and the substrate which are plausible in many cases, complicate the analysis.

Iminium catalysis is particularly influenced by the presence of anions than can interact with the cationic catalyst ensemble and the positively-charged transition state.⁴⁶⁸ Usually, the ion pair acting as catalyst is obtained by *in situ* mixing of an amino catalyst and an acid. List demonstrated that ion pairs composed by a achiral iminium cation/ and a chiral anion^{533,534} (the so-called asymmetric counteranion directed catalysis, ACDC) or a chiral iminium cation and a chiral anion⁵³⁵ are efficient catalysts

Cite this: DOI: 10.1039/c0xx00000x

www.rsc.org/xxxxxx

ARTICLE TYPE

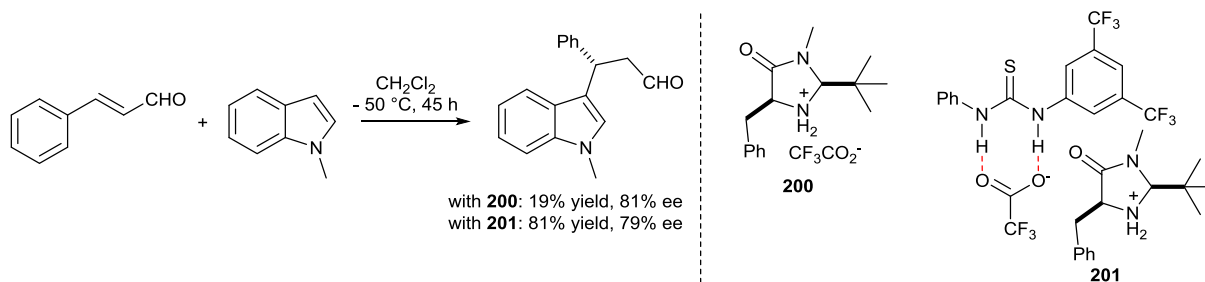


Fig. 52 Hydrogen bond donors enhance the reactivity of iminium-based catalysts. The reactivity of imidazolidinone catalysts is enhanced by the presence of a thiourea additive. The iminium ion derived from **201** is four times more active than the iminium derived from **200**, because the latter is in close contact with the trifluoroacetate anion. Ref: see the text.

5 for a variety of reactions.⁵² The formation of a close-contact ion pair between the iminium ion and the additive is required to get high selectivity. This approach mimics the transfer of chirality between a chiral anion and an achiral cationic metal catalyst exemplified by Toste and others (see section 6.1). In a totally
10 different optic, Xu and co-workers recently demonstrated that the presence of thiourea additives in iminium-catalysed reactions facilitates the formation of the dissociated iminium active species by selective bonding with the anionic counterpart (a carboxylate anion, **Fig. 52**).⁵³⁶ As a result of the enhanced dissociation of the
15 iminium cation of the ion pair, better yields were obtained without significant loss of selectivity. For example, in the asymmetric Friedel–Crafts alkylation reaction of *N*-methylindole with cinnamaldehyde catalysed by imidazolidinonium triflate **200**, the presence of *N*-phenyl-*N'*-[3,5-bis(trifluoromethyl)]phenyl
20 thiourea results in a 4 fold increase of the reaction rate while maintaining the same enantioselectivity (compare catalysts **200** and **201**, **Fig. 52**).

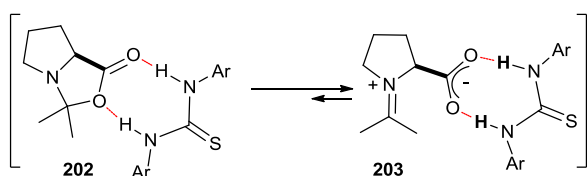


Fig. 53 Possible role of the thiourea additive for proline-catalysed reactions. Binding of the oxazolidinone intermediate displaces the equilibrium towards the formation of the iminium ion. Ref: see the text.

Enamine catalysis also benefits from the presence of acid additives, but the effect is probably related to the direct activation of the electrophile by the acid.^{537,538} A great deal of work has been
30 directed to overcome the current limitations of the use of proline as catalyst (high catalyst loading required due to side reactions, poor solubility) while keeping intact its overall functional architecture. In 2006, Zhou *et al.* showed that the enantioselectivity delivered by proline catalyst for aldol reactions can be improved
35 by adding simple chiral diols (such as (*S*)-BINOL).⁵³⁹ In the proposed transition state, the chiral diol is hydrogen-bonded to the COOH group of the enamine intermediate and to carbonyl oxygen

of the incoming electrophile. Demir and co-worker found that the addition of the Schreiner thiourea (*N,N'*-bis[3,5-bis(trifluoromethyl)]phenyl thiourea) to proline increased the activity and selectivity of aldol reactions⁵⁴⁰ and others reactions⁵⁴¹ performed in non-polar solvents. Based on the spectroscopic observation of a 1:1 complex formed between the carboxylate anion of proline and the N–H protons of the thiourea, the authors
45 proposed that the strong bonding of the thiourea: i) aids the solubilisation of the proline catalyst, and ii) stabilises the intermediates or the transition state. Rios and co-workers also found a beneficial effect of thiourea additives for the proline-catalysed desymmetrization of prochiral cyclohexanones.⁵⁴² They
50 proposed a transition state in which the hydrogen bonds established between the N–H protons of the thiourea and the oxygen atoms of the carboxylic group of proline: i) increase the acidity of the carboxylic group and, ii) stabilise the “chair” conformation of the List-Barbas-Hook six-membered ring transition state (**Fig. 50**).
55 Upon reinvestigation of the mechanistic pathway reported by Demir, El-Hamdoumi *et al.* unraveled a more complex role of the thiourea additive.⁵⁴³ The thiourea co-catalyst does not help the solubilisation of proline itself, it increases the concentration in solution of the iminium ion **203** (**Fig. 53**), a precursor of the active enamine species, by stabilising an open structure of the oxazolidinone intermediate **202**. A similar role has been proposed for bifunctional ureas used to increase the rate of proline-catalysed α -aminoxylations.⁵⁴⁴ Additional contribution of the thiourea in the energy stabilisation of the transition state, as hypothesized
65 previously by Demir⁵⁴⁰ and Rios,⁵⁴² cannot be ruled out. Molecules displaying hydrogen bond donors are not the only potential additives for more efficient proline organocatalysis. For example, Bella *et al.* demonstrated that the addition of Lewis bases improved the yields and selectivities of proline-catalysed Michael additions
70 of aldehydes to 2-cyclohexen-1-one. The formation of an ion pair composed by the carboxylate group of the deprotonated enamine intermediate and the ammonium function of the protonated Lewis base is probably at the origin of the observed enhanced rates.⁵⁴⁵ Although supplementary mechanistic studies are clearly needed to
75 better understand the exact role of these additives, the

Cite this: DOI: 10.1039/c0xx00000x

www.rsc.org/xxxxxxx

ARTICLE TYPE

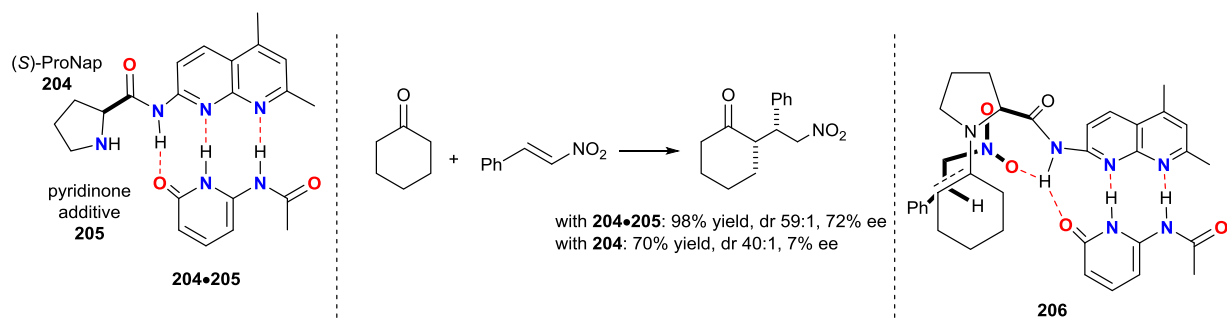


Fig. 54 The efficiency of enamine-based catalysts is enhanced by hydrogen-bonded additives. A supramolecular proline catalyst **204•205** formed through the self-assembly of complementary fragments **204** and **205**. Representation of a probable transition state **206** with a bifurcated hydrogen bond between the proline side-arm, the co-catalyst and the nitro substrate. Refs: see the text.

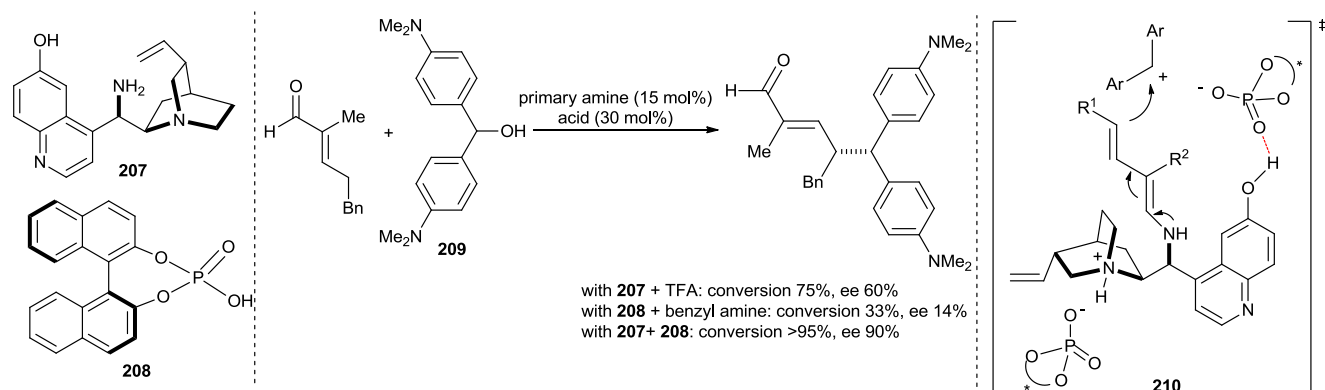


Fig. 55 The efficiency of dienamine-based catalysis is enhanced by the presence chiral phosphoric acid additives. Synergistic effect for the dienamine activation of α -branched enals with a combination of a cinchona alkaloid derivative **207** and a chiral phosphoric acid **208**. Right: proposed transition state **210**. Ref: see the text.

strategies involving proline – additive combinations and the extension to other amino acids,⁵⁴⁶ pave the way to promising classes of MDOs.

The modification of the catalytic properties of structurally more complex proline derivatives has also been investigated by means of the same strategy. Clarke *et al.* demonstrated that the chiral environment delivered by a proline derivative, functioning as organocatalyst, can be modified through the formation of a hydrogen-bonded assembly with achiral additives. The work represents a nice example of a self-assembled modular organocatalyst. (*S*)-proline derivative **204** covalently functionalized with an amidonaphthyridine group (Fig. 54) is an unselective catalyst for the Michael reaction between cyclohexanone and β -nitrostyrene.⁵⁴⁷ However, a remarkable improvement of enantioselectivity (from 7 to 72% ee) was observed in the presence of additives *i.e.* **205** containing a pyridinone unit complementary to the hydrogen bonding motif of the amidonaphthyridine binding site equipping catalyst **204**. The catalytic turnover and the diastereoselectivity of the reactions were also increased in the presence of the additives. The initial working hypothesis was that **204** and the additive **205** self-assembled into a single supramolecular catalyst **204•205**. The supramolecular

catalyst **204•205** inhibits the reversible Michael addition and provides a better defined chiral environment than **204** alone. Further investigations with similar self-assembled modular systems but based on more soluble ureoimidazoles co-catalysts suggest that: i) the co-catalyst displaces the equilibrium towards the formation of the enamine by assisting elimination of water from the intermediate *N,O* hemiacetal and, ii) in the transition state (**206**, Fig. 54), a bifurcated hydrogen bond is established between the N–H proton of the ancillary amido group of the proline derivative, one oxygen atom of the co-catalyst and one oxygen atom of the nitro group of the Michael acceptor; this interaction may explain the enhanced levels of diastereo- and enantioselectivity exhibited by the self-assembled catalyst.⁵⁴⁸

In dienamine catalysis,⁵⁴⁹ a secondary amine catalyst activates an α,β -unsaturated ketone affording γ -functionalization with various electrophiles. Melchiorre and co-workers have extended the scope of the reaction to α -substituted linear α,β -unsaturated aldehydes.⁵⁵⁰ Upon activation with the cinchona alkaloid derivative **207** (Fig. 55), α -branched enals are alkylated in their γ -position in presence of bis(4-dimethylaminophenyl)methanol **209**. A Brønsted acid is required to generate the stabilised carbocation derived from **209** acting as alkylating electrophile

Cite this: DOI: 10.1039/c0xx00000x

www.rsc.org/xxxxxx

ARTICLE TYPE

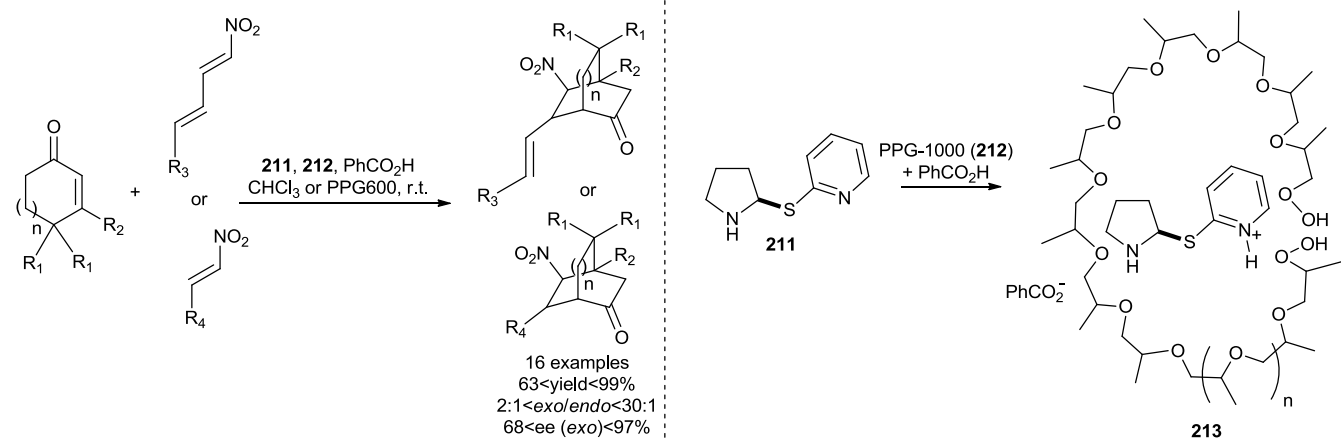


Fig. 56 The catalytic properties of enamine-based catalysts are tuned by means of electrostatic interactions. Combination of chiral pyrrolidine derivatives and poly(alkene glycol)s for organocatalytic Diels-Alder reactions. PPG= poly(propylene glycol). Refs: see the text.

species. In the presence of either **207** or the chiral phosphoric acid **208**, the reaction is poorly selective. When combined together, a synergistic effect is observed and the best combination provides a series of γ -alkylated products with up to 95% ee. The cooperative effect is also highlighted by the observation of matched/mismatched combination between the chiral cinchona alkaloid derivative and the chiral phosphate anion. Regarding the reaction mechanism, the authors proposed a dual role of the phosphate acting as the anion in both the ion pair with the protonated quinuclidine and in the ion pair with the benzhydryl cation formed *in situ*. It is worthy to note that the hydroxyl group located at the 6'-position of the quinoline ring of **207** is required to achieve high conversion and selectivity. Accordingly, a hydrogen bond interaction between the phosphate anion and this hydroxyl group seems to be responsible for the formation of a highly-organised transition state (**210**, Fig. 55).

In analogy with the examples of organometallic catalysts possessing a binding site, bifunctional organocatalysts which combine the reactive centre with a open-cavity suitable for substrate encapsulation will be mentioned in **Part 2**. The inclusion of proline derivatives within the hydrophobic pocket of cyclodextrins proved to be a successful strategy to perform catalytic reactions in/on water and generate recyclable catalysts.^{551–553}

Xu *et al.* prepared supramolecular catalysts by a self-assembly process that combined a chiral pyrrolidine appended with a Lewis base (a pyridyl group) and poly(ethylene glycol)s (PEGs) or poly(propylene glycol)s (PPGs) in the presence of an acid.^{554,555} The supramolecular organocatalysts obtained were tested in Diels-Alder reactions of cyclohexenones with nitroalkenes affording excellent levels of chemo-, regio- and enantioselectivities.⁵⁵⁴ UV-vis, NMR and CD analyses suggest that the acid has a dual role: i) it favours the self-assembly by maintaining the electrostatic interaction between the pyridinium cation and the polyether chain

and, ii) it acts as a co-catalyst for enamine formation. The combination of **211** and PPG-1000 (**212**) gave the best catalyst **213** for asymmetric Diels-Alder reactions (Fig. 56). Previously, the same authors prepared structurally-related pyrrolidine salts possessing a peripheral imidazolium group. The catalysts were tested in PEGs solvents in asymmetric Michael addition reactions of unmodified ketones to nitroalkenes.⁵⁵⁵ The products were obtained in high yields and up to 99% ee. MS experiments revealed the presence of PEG-organocatalyst complexes. Whether the PEG remains coordinated to the cationic group attached to the pyrrolidine catalyst during the whole catalytic process remains to be elucidated.

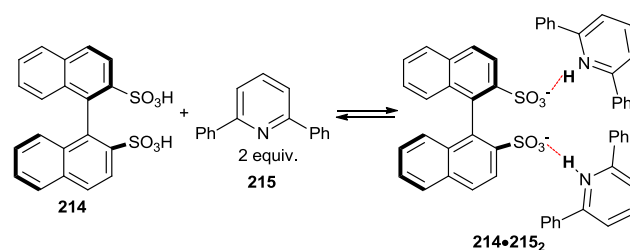


Fig. 57 Strategy to tune the efficiency of a Brønsted acid catalyst. Combination of **214** and **215** yielded a three-particle assembly that was highly effective for Mannich-type reactions. Ref: see the text.

The application of MDOs is not limited to amino catalysis. Ishihara and co-workers developed a strategy to tune the acidity and the steric hindrance of a Brønsted Acid catalyst by means of non-covalent interactions. The activity and selectivity of chiral 1,1'-binaphthyl-2,2'-disulfonic acid (**214**, Fig. 57) can be modulated by adding simple pyridine derivatives. For example, the acid-base reaction between **214** and **215** yielded a double ion-pairing catalyst that is more active than **214** alone for enantioselective Mannich-type reactions. This strategy avoids the painstaking preparation of derivatives of **214** with bulky

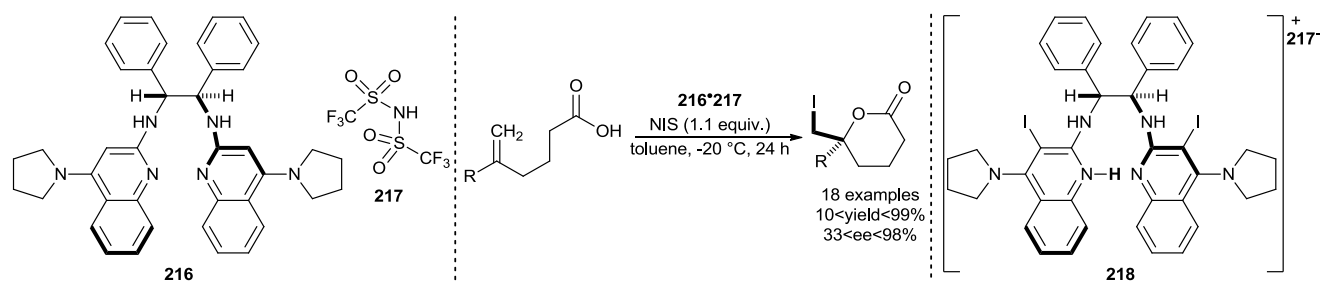


Fig. 58 The catalytic efficiency of a Brønsted acid catalyst (triflimide, **217**) is enhanced by the presence of the bis(amidine) Brønsted base **216**. The acid-base reaction between these two components generates a chiral proton catalyst that is effective for the enantioselective γ -lactonisation of various unsaturated carboxylic acids. The active ion-paired catalyst **218** is thought to be the monoprotonated bisamidinium with a triflimidate counteranion. NIS = *N*-iodosuccinimide. Refs: see the text.

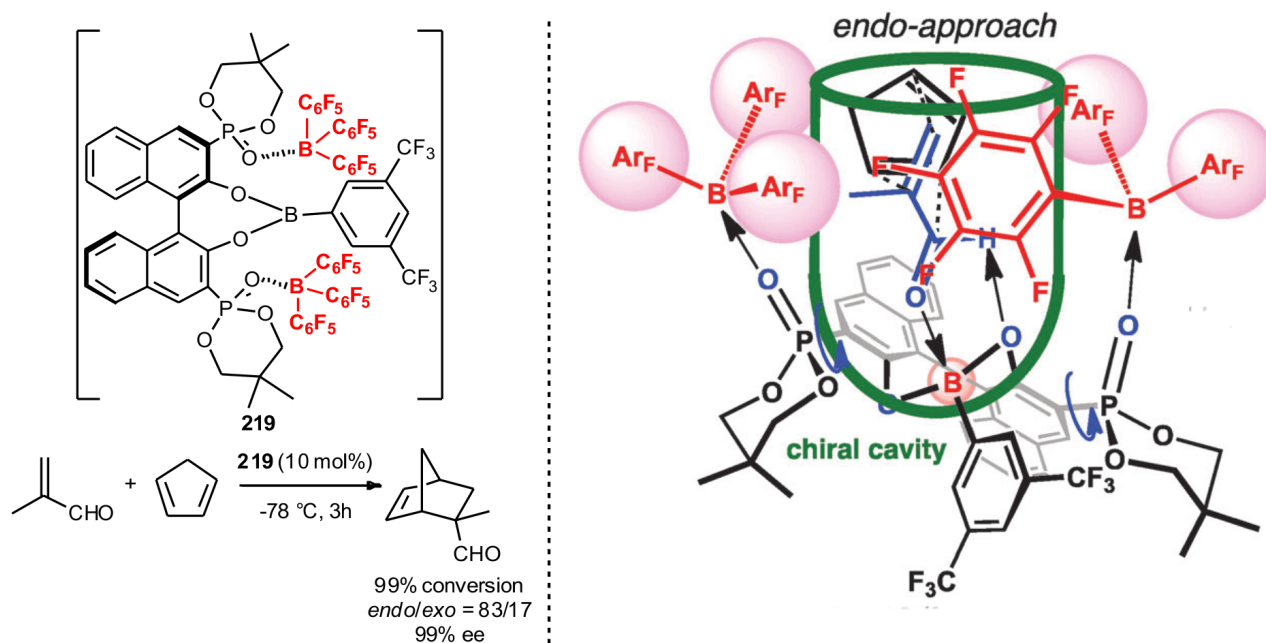


Fig. 59 Coordination bonds used to tune the activity and selectivity of Lewis acid catalysts. Left: Structure of the supramolecular boron-based catalyst **219**. Catalyst **219** provides anomalous selectivity for the Diels-Alder reaction between cyclopentadiene and methacrolein: the enantiopure *endo* product is formed in high yield. Right: A possible transition state for this reaction that rationalizes the formation of the *endo*-product. (The transition state is reprinted with permission from ref. 562. Copyright 2012. Royal Society of Chemistry). Refs: see the text.

substituents in its 3,3'-positions. Optimisation is also facilitated by the possibility of screening a high variety of achiral secondary amines. Tuning the acidity of Brønsted acid catalysts by adding a weak Brønsted base is a well-known strategy in organic synthesis, however the design of acid catalysts that can deliver chiral proton is far more challenging. Johnston *et al.* developed a series of chiral proton catalysts that are readily made by mixing one equivalent of a chiral bisamidinium ligand (such as **216**, Fig. 58) and one equivalent of an achiral strong acid. The prepared organocatalysts are bifunctional and consist in 1:1 ion pairs that are very effective for enantioselective aza-Henry reactions^{556,557} and lactonisation reactions.⁵⁵⁸ In the latter case, the combination of **216** and triflimide **217** achieves highly enantioselective (up to 98% ee) γ -lactonisation reactions of unsaturated carboxylic acids in the presence of 1 equiv of *N*-iodosuccinimide (Fig. 58).⁵⁵⁸ The nature of the achiral anion of the ion pair was used to increase the level of enantioselectivity that the protonated chiral amine provides to the reaction (see the postulated active species **218**, Fig. 58).

In the past, several examples have demonstrated the possibility to tune the acidity of a catalyst following the acid-assisted Lewis acid catalysis strategy developed by Kobayashi, Ishihara and others.^{559,560} The group of Ishihara used this strategy in order to finely tune the electronic and steric properties as well as the chiral environment of a Lewis acidic boron-based catalyst. A series of three-component organocatalysts were prepared *in situ*. The catalysts were assembled by taking advantage of the formation of the boron BINOLates and included one BINOL derivative, one phenyl boronic acid and two borane units.⁵⁶¹ Intermolecular dative coordination bonds between the two P=O \cdots B(C₆F₅)₃ molecular components are critical in the design of the conformationally flexible complex (**219**, Fig. 59). The B(C₆F₅)₃ component played a dual role: i) due to its bulkiness it shaped a narrow and deep cavity around the Lewis acidic boron centre and, ii) it also increased the Lewis acidity of the central boron atom through conjugated bonds.⁵⁶⁰ The energetically

Cite this: DOI: 10.1039/c0xx00000x

www.rsc.org/xxxxxx

ARTICLE TYPE

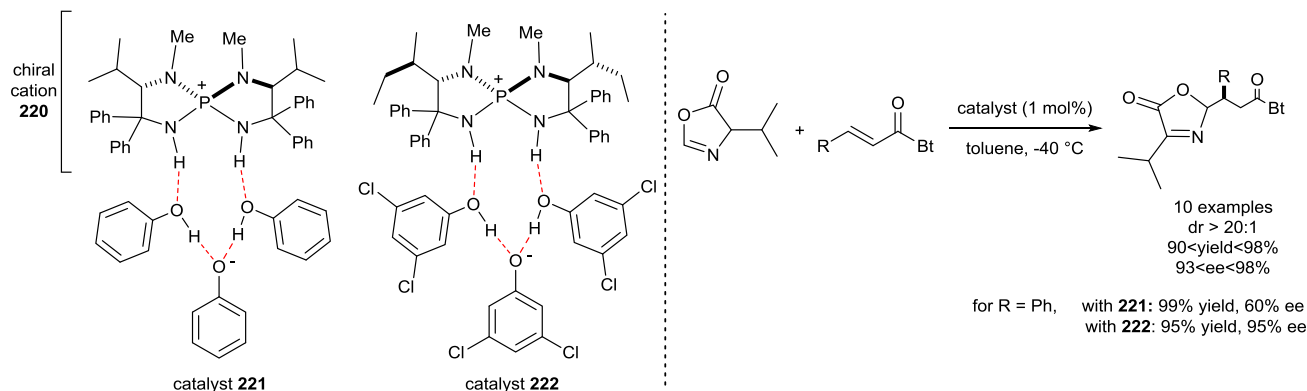


Fig. 60 Chiral supramolecular Brønsted base catalysts assembled through a hydrogen-bonding network. Bt = 1-benzotriazole. Ref: see the text.

demanding rotations around the C–P and P=O–B(C₆F₅)₃ bonds provided the supramolecular catalyst with a reduced conformational flexibility. The Diels-Alder reaction between cyclopentadiene and methacrolein was conducted in the presence of **219** (10 mol%) in dichloromethane at -78°C for 3h. The “anomalous” *endo* adduct was obtained as the major product of the reaction in high yield (99% yield, *endo/exo* = 83/17) and with excellent enantioselectivity (99% ee). Repulsive steric interactions between the fluorobenzene rings of **219** and the cyclopentadiene disfavoured the *exo* approach to occur inside the cavity (Fig. 59 shows a schematic representation of the transition state favouring the *endo*-selectivity). Conversely, the Diels-Alder reaction between cyclopentadiene and acrolein in the presence of **219** afforded the “normal” *endo* product with high selectivity. Interestingly, a change in the BINOLate module in **219** yielded a new catalyst which gave predominantly the “anomalous” *exo* product in the reaction of cyclopentadiene and acrolein. The generation of a shallower and wider cavity was put forward to explain the reaction outcomes. Taken together, these results pointed out the ability of well-chosen non-covalent interactions to tune the size and shape of an internal cavity having a direct impact on its catalytic performance.⁵⁶² This strategy presents some analogy with the encapsulation of rhodium catalytic centres by means of non-covalent interactions (see **44**, Fig. 11 and **81**–**713**, Fig. 23), which exhibit unusual selectivities in hydroformylation reactions.

Ooi and co-workers reported an unusual example that enables the fine tuning of the catalytic performance of a self-assembled catalyst containing a Brønsted base centre.⁵⁶³ The supramolecular organocatalyst **221** was prepared through the self-assembly process of four molecular components: a chiral phosphonium cation (**220**), two molecules of phenol and one phenolate anion. The four-particle assembly is stabilised through hydrogen bonds, ionic hydrogen bonds and charge-charge interactions (**221**, Fig. 60). The catalyst was tested in the asymmetric Michael reaction

between a particular azlactone and various α,β -unsaturated ketones. The azlactone was deprotonated by the organocatalyst **221** functioning as a supramolecular base and the corresponding enolate was incorporated in the hydrogen-bonded network as a substitute of the phenoxide component without significant disruption of the aggregate’s geometry. The best results derived from the use of a phenyl derivative as the Michael acceptor providing a diastereomeric ratio higher than 20:1 for the two possible 1:4 adducts and a 60% ee for the major diastereoisomer. It was also demonstrated that the selectivity of the reaction could be tuned through structural modifications of the achiral phenolic components. Particularly, the use of 3,5-dichlorophenol induced a significant increase in enantioselectivity. In addition, structural modifications of the chiral cationic moiety were also crucial to achieve the highest selectivity. These observations are in support of the idea that all of the components of the catalytic assembly play an important role in the transfer of chiral information to the transition states. The supramolecular catalyst **222** afforded a 95% yield and 95% ee (Fig. 60). It is remarkable that the order of addition of the various components do not affect the catalytic performance of the self-assembled catalyst. This methodology enables a rapid screening of Brønsted base catalysts through the sequential modification of one of the building blocks of the self-assembly at a time.

The examples mentioned in this section clearly demonstrate that non-covalent interactions can be successfully employed for the construction of dynamic bifunctional catalysts as well as to tune the electronic, steric properties and the chiral environment of organocatalysts whatever their mode of actions (amino-based, Lewis acid, Brønsted acid and Brønsted base). The self-assembly nature of MDOs enables the easy preparation of cooperative and highly modular catalysts. The outstanding properties of MDOs augur well for the fast development of this area in the burgeoning field of organocatalysis.

Cite this: DOI: 10.1039/c0xx00000x

www.rsc.org/xxxxxxx

ARTICLE TYPE

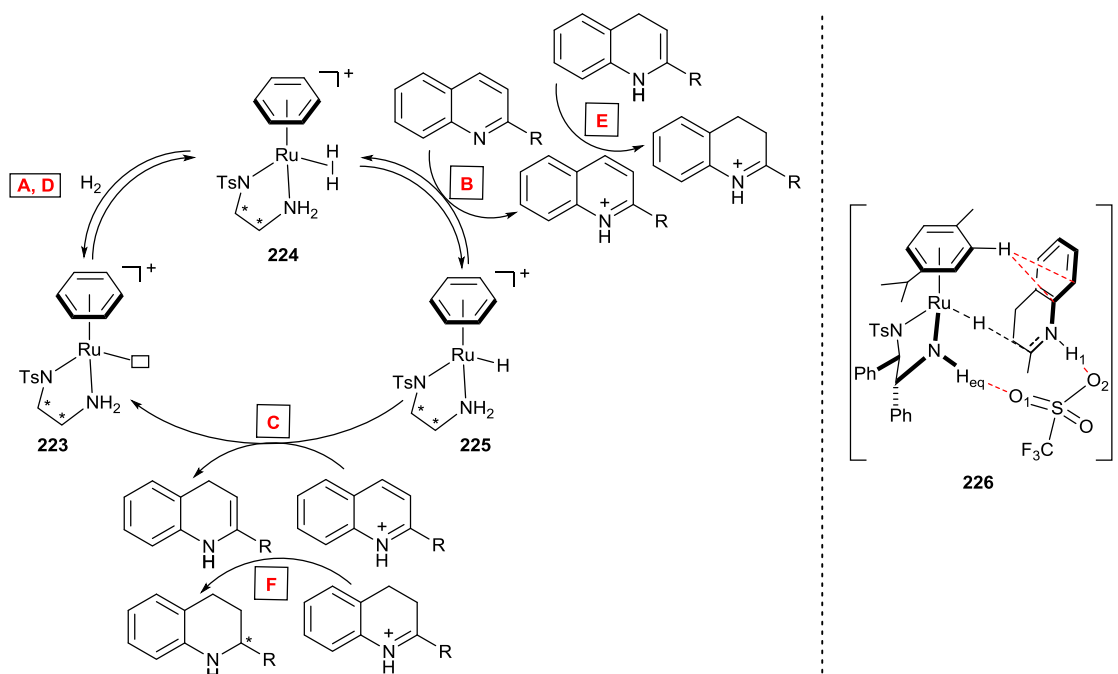


Fig. 61 Example of metal – achiral anion – substrate interactions that govern the selectivity of a reaction. Left: proposed mechanism for the hydrogenation of quinolines with $\{\text{Ru}(\text{OTf})(\eta^6\text{-arene})[(S,S)\text{-TsDPEN}]\}$, the phenyl groups of the ethylenediamine ligands and OTf^- are omitted for clarity. Right: Proposed transition state for the enantioselectivity-determining step. Refs: see the text.

6. Multiple interactions

6.1 Metal – anion – substrate interactions

6.1.1 Cationic metal with achiral counteranion

From a general viewpoint, counteranions of cationic metal catalysts compete with the substrate for the coordination of a free site and, as a result, the formation of a close contact ion-pair is detrimental to catalytic activity. The role of the counteranion in terms of selectivity is far less intuitive and a positive effect of loose metal – anion pairs has been demonstrated mostly in the field of olefin polymerization.⁷¹

Two examples were reported recently for which the achiral counteranion does not simply act as a metal partner, but it is also involved in a selectivity-determining interaction with the substrate. Fan and co-workers found that $\{\text{Ru}(\text{OTf})(\eta^6\text{-arene})[(S,S)\text{-TsDPEN}]\}$ is a very efficient catalyst for the asymmetric hydrogenation of quinolines in ionic liquids⁵⁶⁴ or under solvent-free conditions.⁵⁶⁵ In organic solvents, the substrate scope has been extended to 2-arylquinolines, and to 2-functionalized and 2,3-disubstituted quinoline derivatives.³⁵² The reaction is strongly altered by the nature of the anion coordinated to the precatalyst: $[\text{Ru}(\text{OTf})(\eta^6\text{-arene})(\text{TsDPEN})]$ is very efficient whereas the analogous chloride complex is almost completely inactive. First investigation of the mechanism reveals an ionic catalytic pathway different from the classical outer-sphere mechanism observed for

the hydrogenation and transfer-hydrogenation of ketones with this catalyst (see section 5.1.2.1). A series of stoichiometric experiments between potential Ru intermediates and quinoline or protonated quinoline substrate showed that the hydrogen addition undergo a stepwise H^+/H^- transfer process outside the coordination sphere.³⁵² Deuterium-labelling experiments and DFT calculations suggest a sequential ionic pathway for quinoline hydrogenation that involves 1,4-hydride addition, isomerisation and 1,2-hydride transfer. A representation of these interconnected catalytic cycles is given in **Fig. 61**; the main steps are: i) the reversible formation of a dihydrogen complex **224** from **223** (steps A and D), ii) the deprotonation of the dihydrogen ligand by the quinoline that generated both the active species **225** and the activated substrate (the protonated quinoline; step B), iii) a 1,4-hydride transfer that affords the enamine and regenerates **223** (step C), iv) the deprotonation of the dihydride ligand by the enamine (isomerisation step E) that yields the iminium and the ruthenium hydride intermediate **225** and, v) the irreversible 1,2-hydride transfer between **225** and the activated iminium give the products and **223** (step F) that can further react with H_2 . DFT calculations performed on the enantioselectivity-determining step suggest a well-organised transition state involving the Ru hydride complex **225**, the activated iminium substrate and the triflate anion. The triflate anion form two hydrogen bonds: one with the N–H proton of the amino ligand ($\text{H}_{\text{eq}} \cdots \text{O}_1$) and the other with the N–H proton of the iminium substrate ($\text{H}_1 \cdots \text{O}_2$), the overall

Cite this: DOI: 10.1039/c0xx00000x

www.rsc.org/xxxxxx

ARTICLE TYPE

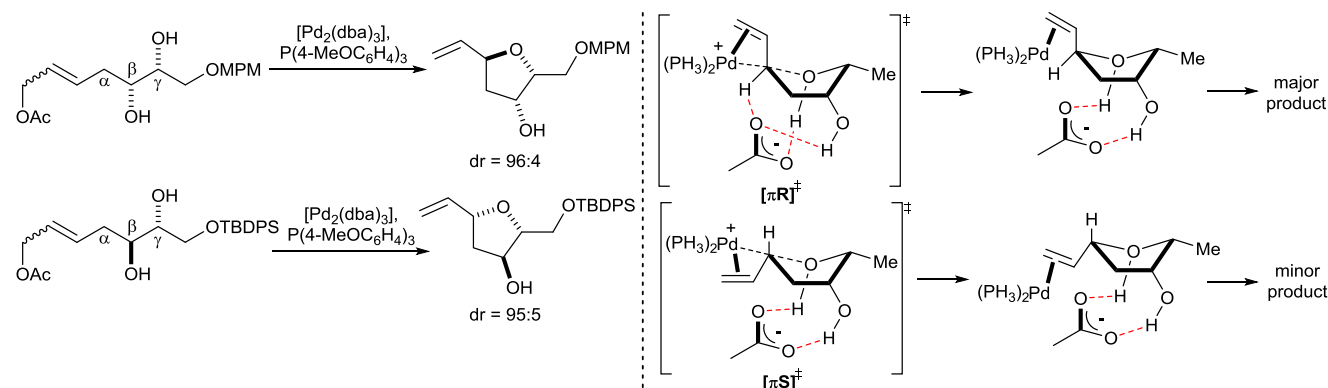


Fig. 62 Hydrogen bond interactions within a metal – achiral anion – substrate ternary complex mediate the selectivity of intramolecular reactions. Left: high diastereomeric ratios obtained during the palladium-catalysed intramolecular cyclization of β,γ -dihydroxy allyl acetates. Right: proposed transition states for these intramolecular Tsuji-Trost reactions: compared to $[\pi S]^{\ddagger}$, $[\pi R]^{\ddagger}$ is further stabilised by a strong hydrogen bond between the allylic proton and the acetate anion. MPM = methoxyphenylmethylidene, TBDPS = *tert*-butyldiphenylsilyl. Ref: see the text.

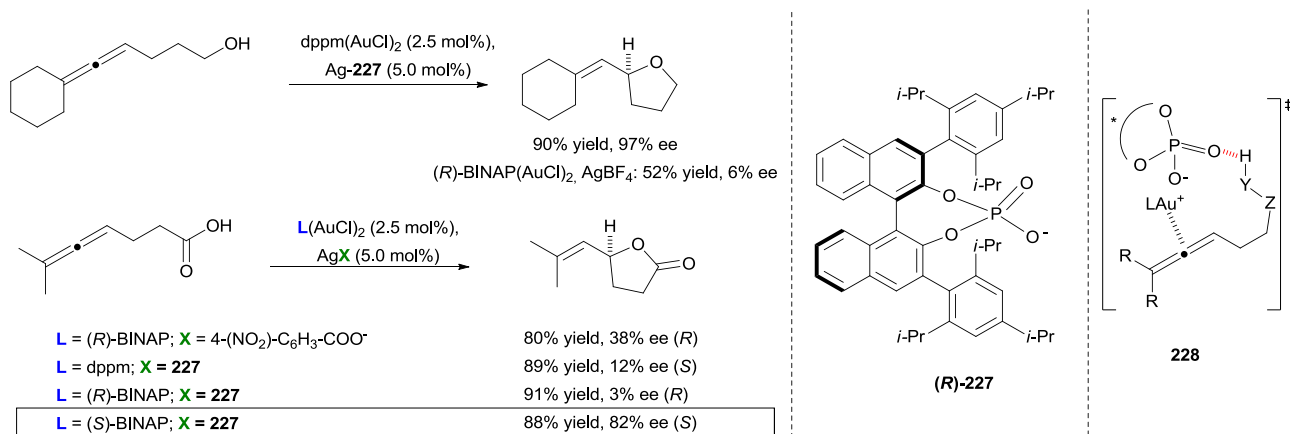


Fig. 63 Chirality induced by counteranion (**R**)-227 for Au^I-catalysed asymmetric reactions. The conjugate acid of **227** is named Trip (for 3,3'-bis(2,4,6-triisopropyl-phenyl)-1,1'-BINAPhythyl-2,2'-diyl hydrogen phosphate) and **Ag-227** is thus referred to as **Ag-Trip**. Right: a plausible three-component transition state that involves a hydrogen bond interaction between the phosphate anion and the substrate. Ref: see the text.

assembly forming a 10-membered ring (**226**, **Fig. 61**). The enantioselectivity originated from C–H– π interactions between the η^6 -arene coordinated to the Ru metal and the iminium substrate similarly to what was described by Noyori for ketone reduction (see **Fig. 32**).

Gandon, Roulland and co-workers disclosed an unanticipated role played by the counteranion during the course of an intramolecular Tsuji-Trost reaction.⁵⁶⁶ A high degree of diastereoselectivity was observed during the cyclization of β,γ -dihydroxy allyl acetates (dr \geq 95:5). The presence of both a hydroxyl group at the β -position of the allyl moieties and a counteranion with hydrogen bonding ability was found to be primordial to achieve a high degree of selectivity. Upon investigation of the transition states leading to the two

diastereoisomers by DFT, the acetate anion has been found to be involved in hydrogen bond interactions with both the O–H protons of the substrate. However, an additional hydrogen bond established between the triflate anion and the allylic C–H proton is observed for the $[\pi R]^{\ddagger}$ transition state (compared $[\pi R]^{\ddagger}$ and $[\pi S]^{\ddagger}$ transition states represented in **Fig. 62**). This interaction stabilises the $[\pi R]^{\ddagger}$ transition state and furnishes the diastereoisomer that is observed experimentally.

These two examples reveal the non-innocent role that an achiral counteranion can play in mediating the selectivity of a metal-catalysed reaction through the formation of a well-organised transition state.

Cite this: DOI: 10.1039/c0xx00000x

www.rsc.org/xxxxxxx

ARTICLE TYPE

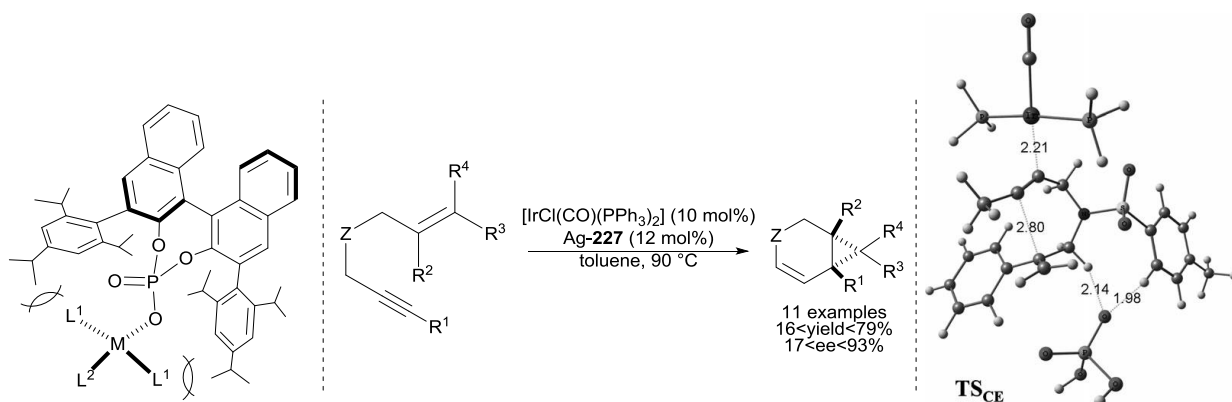


Fig. 64 Metal counteranion – substrate interactions in gold-catalysed reactions. Square planar complex with co-ligands L^1 that disfavours the coordination of the phosphate anion due to steric repulsion. The combination of Vaska's complex $[\text{IrCl}(\text{CO})(\text{PPh}_3)_2]$ and the silver complex of Trip (**Ag-227**) is active and selective for the carbocyclization of 1,6-enynes. Right: proposed structure for the 6-*endo* transition state (for computations, **227** has been replaced by the model phosphate HPO_4^-). (The transition state is reprinted with permission from ref. 575. Copyright 2011 John Wiley and Sons).

6.1.2 Cationic metal with chiral counteranion

In classical metal-catalysed asymmetric reactions, a chiral ligand is coordinated to the metal and the stereoselection process occurs in the first coordination sphere of the complex. Alternative approaches were investigated in order to avoid the use of expensive chiral ligands and to induce selectivity from remote stereogenic centres. One solution was provided by performing the reaction in a chiral ionic liquid phase.^{567,568} Alternatively, chiral anions can be used to induce chirality to a cationic metal catalyst *via* electrostatic interactions.^{569–572}

In recent years chiral ions have been used for the resolution of enantiomeric transition-metal complexes.⁵⁷³ In 2007, Toste *et al.* reported the use of chiral counteranions for several cationic gold-catalysed reactions (**Fig. 63**).⁵⁷⁴ For hydroalkoxylation and hydroamination reactions, the achiral precatalyst with chiral anion **227** outperforms a series of gold complexes derived from a chiral diphosphine such as BINAP. For a more challenging substrate, a “matched” combination of (*S*)-BINAP and **227** as gold ligand and counteranion, respectively, gave higher conversion and ee than the use of the chiral anion or (*S*)-BINAP alone (**Fig. 63**). The presence of O–H/N–H...O hydrogen bonds between the phosphate counteranion and the substrates (see **228**, **Fig. 63**) was not hypothesized in the initial paper but is very probable considering: i) the large scope of nucleophiles that are tolerated by the gold – chiral anion catalyst, and ii) that the same catalytic system is inactive for the carbocyclization of 1,6-enynes. Regarding the prospective coordination of the chiral anion to the gold atom, the strong substrate – anion interaction can facilitate the dissociation of the P–O...Au bond, liberating a coordinating site for the substrate. Based on this last observation, Barbazanges *et al.* postulated that the use of a square planar complex will disfavour the coordination of chiral phosphate due to the steric repulsion of the co-ligands neighboring the potentially coordinated anion.⁵⁷⁵

Accordingly, they found that a combination of Vaska's complex $[\text{IrCl}(\text{CO})(\text{PPh}_3)_2]$ and the silver complex of the Trip anion (**Ag-227**) is efficient for the carbocyclization of 1,6-enynes (up to 93% ee, **Fig. 64**). DFT calculations suggest that the 6-*endo*-dig cyclization pathway is more exergonic than the *exo* pathway. Attempts to bring the phosphate anion close to the cationic iridium centre resulted in systematic repulsion from the coordination sphere. Accordingly, the authors proposed a transition state for the 6-*endo*-dig cyclization pathway for which the phosphate anion is located in the second coordination sphere of iridium and interacts with the substrate through two C–H...O hydrogen bonds.

The Toste group applied the counteranion-directed catalysis strategy for the gold-catalysed preparation of enantioenriched heterocyclic systems (*i.e.* pyrazolidines, isoxazolidines, and tetrahydrooxazines) from allenes (ee up to 99%).⁵⁷⁶

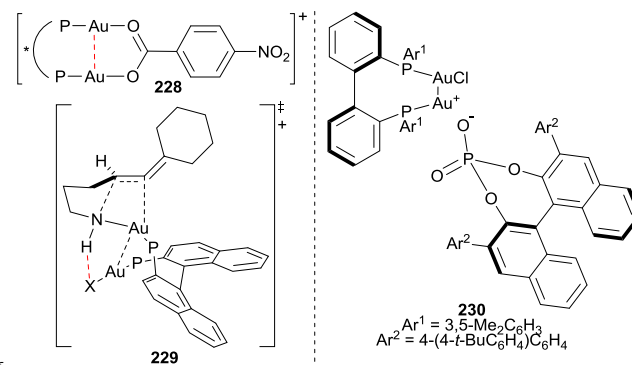


Fig. 65 Non-covalent chiral anion – substrate or chiral anion – metal interactions mediate the selectivity of Au-catalysed reactions. Left: The coordinated benzoate anion directs the substrate, favouring the *syn*-addition pathway. Transition state **229** that leads to the experimentally-observed enantiomer. Right: Ion-pairing catalyst used in the asymmetric hydroalkoxylation of allenes. Refs: see the text

Cite this: DOI: 10.1039/c0xx00000x

www.rsc.org/xxxxxx

ARTICLE TYPE

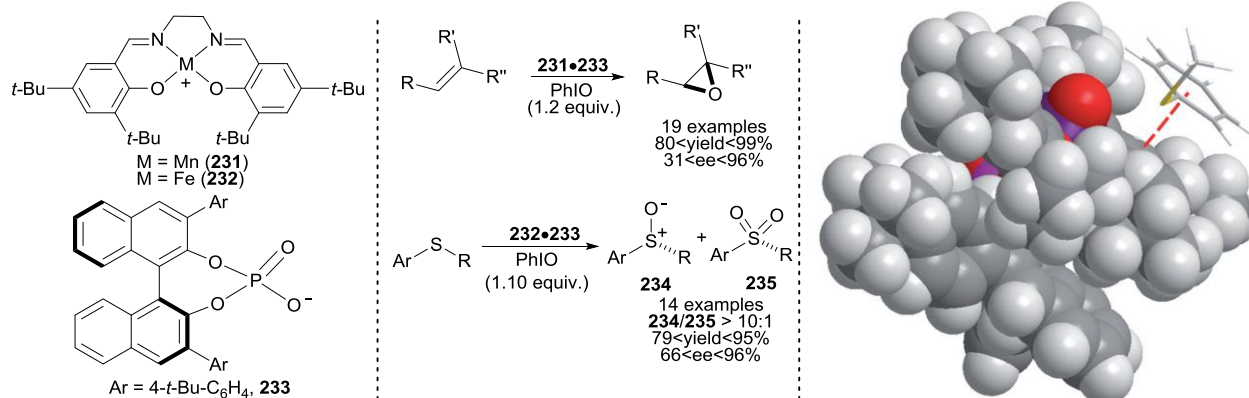


Fig. 66 Chiral anion-mediated asymmetric oxidation reactions. **231•233** and **232•233** are the best combinations for the asymmetric epoxidation of alkenes and the oxidation of sulfides respectively. Right: hypothetical 3D-model for the oxidation of the sulfide substrate by the iron-oxo ion-pairing catalyst. (The model is reprinted with permission from ref. 581. Copyright 2012 John Wiley and Sons). Refs: see the text.

In 2007, the same group found that benzoate anions significantly increase the selectivity of the intramolecular hydroamination of allenes catalysed by dinuclear gold catalysts.⁵⁷⁷ The active species is a monocationic complex with a benzoate anion bridging the gold atoms and the overall structure is further stabilised by an aurophilic interaction (see **228**, Fig. 65). Kang, Lee and co-workers recently investigated the important role played by the coordinated benzoate anion.⁵⁷⁸ Based on DFT calculations, they found that a hydrogen bond established between the oxygen atom of the benzoate anion and the N–H proton of the substrate allows the nucleophilic attack to occur at the *cis* position to gold. This interaction is maintained along the catalytic pathway that leads to the *S* enantiomer (the experimentally-observed one) whereas this interaction is weakened in the transition state that leads to the less favoured *R* enantiomer (see **229**, Fig. 65). The study reveals the potential role of coordinating anions in mediating highly selective transformations. Previously, Mikami and co-workers observed a synergistic effect when a combination of (*R*)-BIPHEP-(AuCl)₂ and chiral phosphate anions are employed in the hydroalkoxylation of allenes.⁵⁷⁹ Interestingly, the more active and selective species is again a monocationic gold complex (**230**, Fig. 65). The optimised catalyst provided the furan derivatives in high yields and enantioselectivities (up to 95% ee).

The chiral counteranion-directed catalysis strategy is not limited to gold reactions. List *et al.* presented a revisited version of the Jacobsen-Katsuki catalyst, using a combination of an achiral Mn-salen complex and a chiral phosphate anion (up to 96% ee for the best combination **231•233**, Fig. 66).⁵⁸⁰ The coordination of the salen ligand to the cationic Mn centre generates two enantiomeric conformations; one of them is favoured upon the addition of a well-chosen chiral phosphate anion. The absolute configuration of the product is the same as the one observed with *S,S* Jacobsen catalyst for which chirality is induced from the chiral

salen backbone. The formation of an ion pair between the cationic Mn complex and the phosphate anion was further supported by the fact that polar solvents decrease the catalytic efficiency. Additional features of this original catalyst are that: i) no additional neutral ligand is required to increase the activity and, ii) the formation of a loose ion pair increases the electrophilicity of the metal centre, providing high activity. The same ion-pairing catalyst was also investigated for the asymmetric oxidation of methyl phenyl sulfide but it only provided modest enantio- and chemoselectivity (sulfoxide/sulfone ratio).⁵⁸¹ The iron analogue **232•233** is less active and thus limits the amount of over-oxidation of the sulfoxide into sulfone (Fig. 66). Non-covalent interactions between the incoming sulfide and the salen ligands generates a well-organised transition state (see the hypothetical 3D-model represented in Fig. 66).⁵⁸² The alkyl chain of the sulfur points in an open space, explaining why the catalyst is particularly selective for sulfide substrates that possess a long alkyl chain.

The initial breakthrough accomplished by Toste has clearly inspired a lot of research groups in the development of catalytic systems that combine an achiral metal cation and a chiral counteranion. In parallel, catalysts incorporating a metal complex and a Brønsted acid (mainly chiral BINOL-derived phosphoric acids) have also been developed. With substrates containing basic sites, the acid can have a dual role: activating the substrate and acting as counteranion of the metal catalyst. A few examples of dual activation of substrates by a metal complex and a Brønsted acid will be presented in the next subsection.

In the previous examples, the formation of an ion-pairing catalyst that is closely involved in the selectivity-determining step is made plausible by the corroboration of several experimental data: the dependence of the selectivity on the solvent polarity, the observation of matched/mismatched combinations, etc... However, the presence of additional interactions between the

Cite this: DOI: 10.1039/c0xx00000x

www.rsc.org/xxxxxxx

ARTICLE TYPE

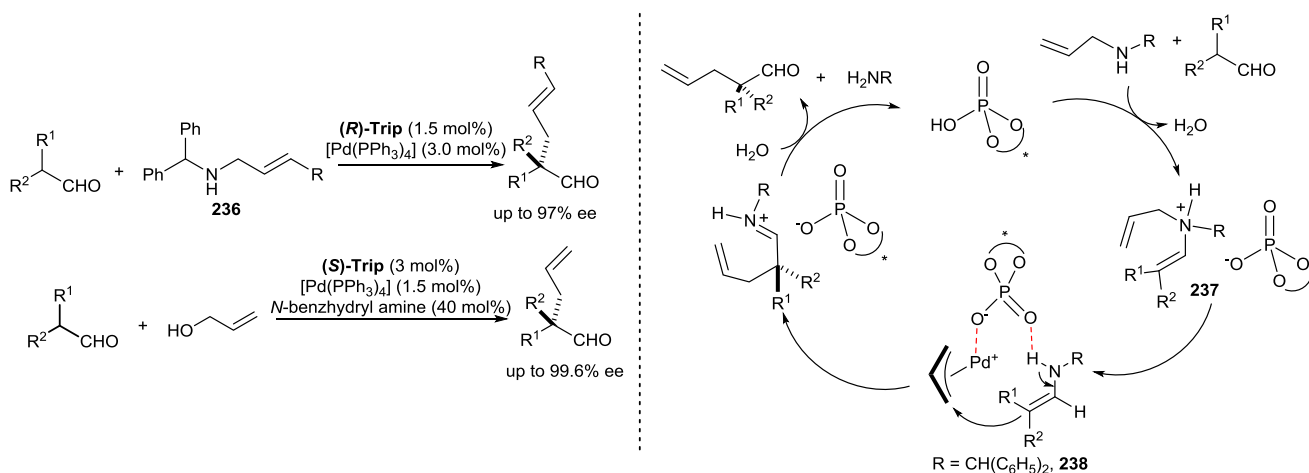


Fig. 67 Cooperative catalysis between an achiral metal catalyst and a chiral Brønsted acid catalyst. Left: α -allylation of α -branched aldehydes by a combination of a Pd(0) precursor and Trip. Right: reaction pathway for the α -allylation of α -branched aldehydes with **236**. In the proposed hydrogen-bonded transition state **238**, the phosphate anion acts as a bridge between the enamine and the Pd-allyl intermediates. Refs: see the text.

substrate and the chiral anion and the possible coordination of the chiral anion to the metal cation at any step of the catalytic cycle cannot be discarded. Whatever the exact nature of the mechanism,⁵⁸³ the strategy has undoubtedly led to the discovery of innovative catalytic systems.^{584–591} Any metal-catalysed reaction that involves a cationic intermediate in its stereo-determining step can benefit from the chiral counteranion-directed catalysis strategy.

6.2 Metal catalyst – organocatalyst – substrate interactions

The scope of the reactions and substrates that can be subjected to catalytic activation has greatly increased by means of catalytic systems that combine a metal catalyst and an organocatalyst.^{471–475} The feasibility of the approach relies on the ability of the catalysts to co-exist and to activate the substrate(s) in the same reaction medium. A lot of systems have now been disclosed that differ by the mode of activation of the substrate: i) cascade catalysis means that one substrate is transformed independently by one catalyst and the resulting product is transformed by the second catalyst (independent catalytic cycles), ii) dual catalysis refers to the simultaneous activation of one substrate by the two catalysts and, iii) synergistic catalysis deals with the simultaneous activation of two substrates by two separate catalysts (intertwined catalytic cycles). Only the last two approaches allow for cooperative catalysis as a result of reciprocal attractive interactions between the two catalysts. A few examples have been disclosed for which non-covalent interactions between the components of the reaction (the two catalysts and the substrate(s)) have been detected that may explain the observed cooperative effect.

List and co-workers developed an original system for the α -allylation of α -branched aldehydes, a particularly challenging class of substrates in Tsuji-Trost allylation reactions.⁵⁹² In their first approach, they used a combination of [Pd(PPh₃)₄] and a chiral

phosphoric acid ((*R*)-Trip), achieving up to 97% ee for the reaction (**Fig. 67**). The success of the reaction relies both on the use of a *N*-benzhydryl amine derivative (**236**, **Fig. 67**) and the dual role played by the chiral phosphoric acid. The first step of the catalytic cycle is the acid-promoted reaction between the *N*-benzhydryl amine derivative **236** and the aldehyde substrate. The resulting enamonium phosphate salt **237** reacts with the Pd(0) precursor generating a cationic η^3 -allyl-Pd-complex and an enamine. The nucleophilic addition of the enamine onto the η^3 -allyl-Pd complex yields an iminium phosphate salt. Upon hydrolysis, this salt releases the allylated product and *N*-benzhydryl amine (by-product) as well as regenerates the phosphoric acid catalyst. Regarding the high degree of stereoinduction despite the use of an achiral palladium precursor, a well-defined transition state **238** involving the enamine, the η^3 -allyl-Pd complex and the phosphate anion has been proposed in which the phosphate anion acts as a counteranion of the palladium and a hydrogen bond acceptor for the enamine intermediate. The same catalytic combination was tested for the direct α -allylation of α -branched aldehydes with allylic alcohols (**Fig. 67**).⁵⁹³ However, almost no selectivity was observed as a probable result of a mixture of *E/Z*-enol isomers generated under the reaction conditions. The authors hypothesized that the *in situ* formation of an enamine with a preferred *E*-configuration will be beneficial. Indeed, after a screening of primary amines, they found that the combination of (*S*)-Trip, [Pd(PPh₃)₄] and *N*-benzhydryl amine, all of them in catalytic amounts, afforded the formation of the expected allyl products in high yields and excellent enantioselectivities. The reaction pathway is very similar to the original catalytic system except that the η^3 -allyl-Pd-complex is formed upon activation of the allylic alcohol by the chiral phosphoric acid and the enamine is formed *in situ* by

Cite this: DOI: 10.1039/c0xx00000x

www.rsc.org/xxxxxx

ARTICLE TYPE

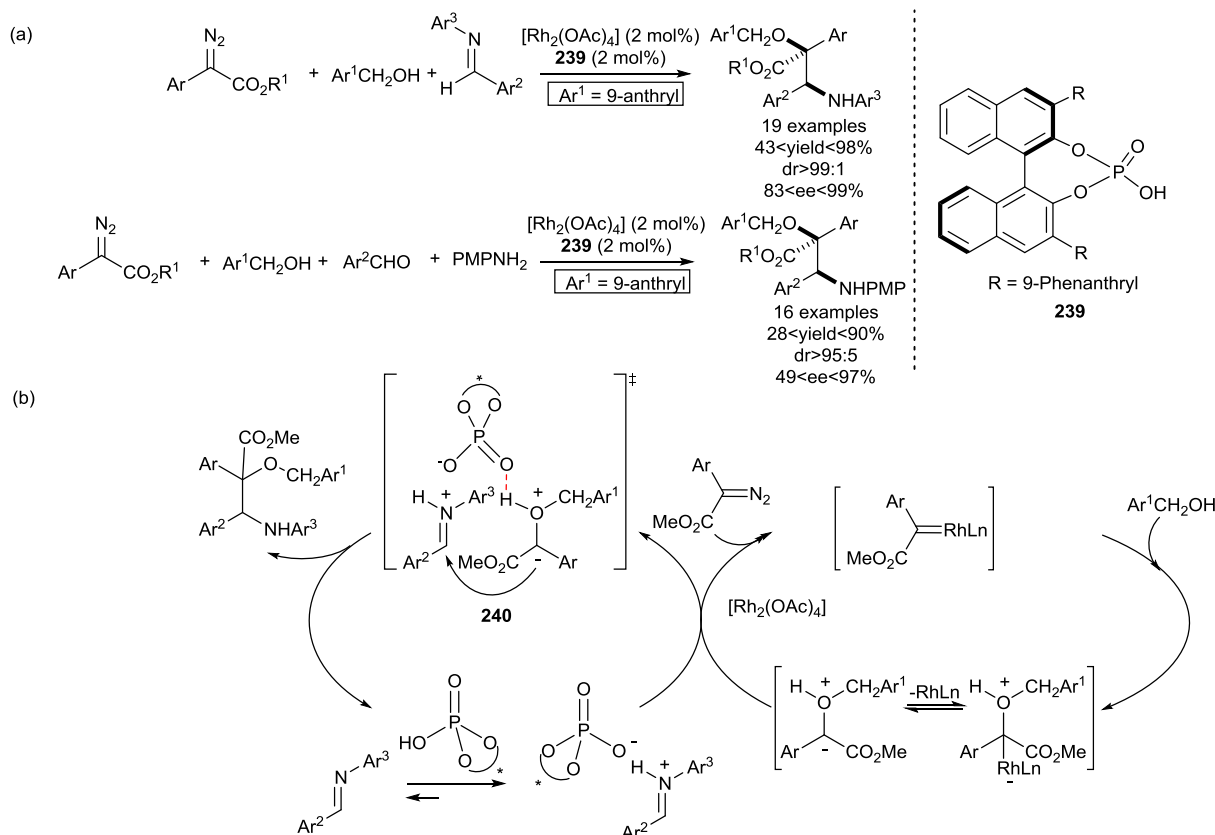


Fig. 68 Multi-component Mannich-type reactions involving the cooperative action of an achiral Rh catalyst and a chiral phosphoric acid. (a) Three- or four-component reactions are selectively catalysed by a mixture of $[\text{Rh}_2(\text{OAc})_4]$ and the chiral phosphoric acid **239**. (b) Proposed catalytic cycle for the three-component reaction. PMP = *p*-methoxyphenyl. Refs: see the text.

5 reaction between the aldehyde and the *N*-benzhydryl amine. Accordingly, the same key catalytic species (*i.e.* **238**, Fig. 67) at the origin of the high degree of stereocontrol is postulated.

10 Interestingly, transition states involving a bridging chiral phosphate anion between an activated iminium substrate and a transition-metal complex has been postulated for other catalytic reactions.⁴⁸⁴ Hu and co-workers developed multi-component Mannich-type reactions, the key step being the selective trapping of oxonium^{594,595} or carbamate⁵⁹⁶ ylides with chiral iminium salts. In their initial catalytic protocol, the combination of $[\text{Rh}_2(\text{OAc})_4]$ and a chiral phosphoric acid catalysed the asymmetric three-component Mannich-type reactions involving a diazo compound, a benzylic alcohol and an imine (Fig. 68, a).⁵⁹⁴ The strategy constitutes an attractive synthetic approach towards the preparation of enantiopure syn-β-amino-α-hydroxy acid derivatives. The imine can also be generated *in situ* from the condensation between an aldehyde and an amine, rendering a four-component reaction.⁵⁹⁵ The diastereoselectivities and enantioselectivities are high only when a bulky alcohol (9-anthrylbenzylic alcohol) is used. In the proposed catalytic cycle (Fig. 68, b), decomposition of the diazo compound with

$[\text{Rh}_2(\text{OAc})_4]$ yields a rhodium carbenoid that further inserts into the O–H bond of the bulky alcohol, generating a reacting ylide intermediate. Reaction of the chiral phosphoric acid **239** with the imine substrate independently gives the activated iminium salt. Following a stepwise process, the transient oxonium ylide is trapped by the chiral iminium salt yielding the desired product in high yield and good to excellent de and ee values. In the proposed transition state the phosphate anion bridges the ylide and the iminium ion (**240**, Fig. 68, b). The selectivity of the reaction is probably mediated by this well-organized ternary complex. A similar multi-component reaction was investigated that replaced the previously used alcohol by a carbamate (Fig. 69, a).⁵⁹⁶ The insertion of the rhodium carbenoid into the N–H bond of the carbamate generates a protic ammonium ylide. The insertion is stepwise allowing the transient ylide to be trapped by an iminium phosphate (see **243**, Fig. 69, a). The presence of a phosphoric acid is primordial here in order both to activate the iminium substrate and to minimize the 1,2-proton shift side reaction. While screening a series of chiral phosphoric acids, the authors observed that the nature of the 3,3'-substituents of the binaphthyl group strongly influences the diastereoselectivity of the reaction.

Cite this: DOI: 10.1039/c0xx00000x

www.rsc.org/xxxxxxx

ARTICLE TYPE

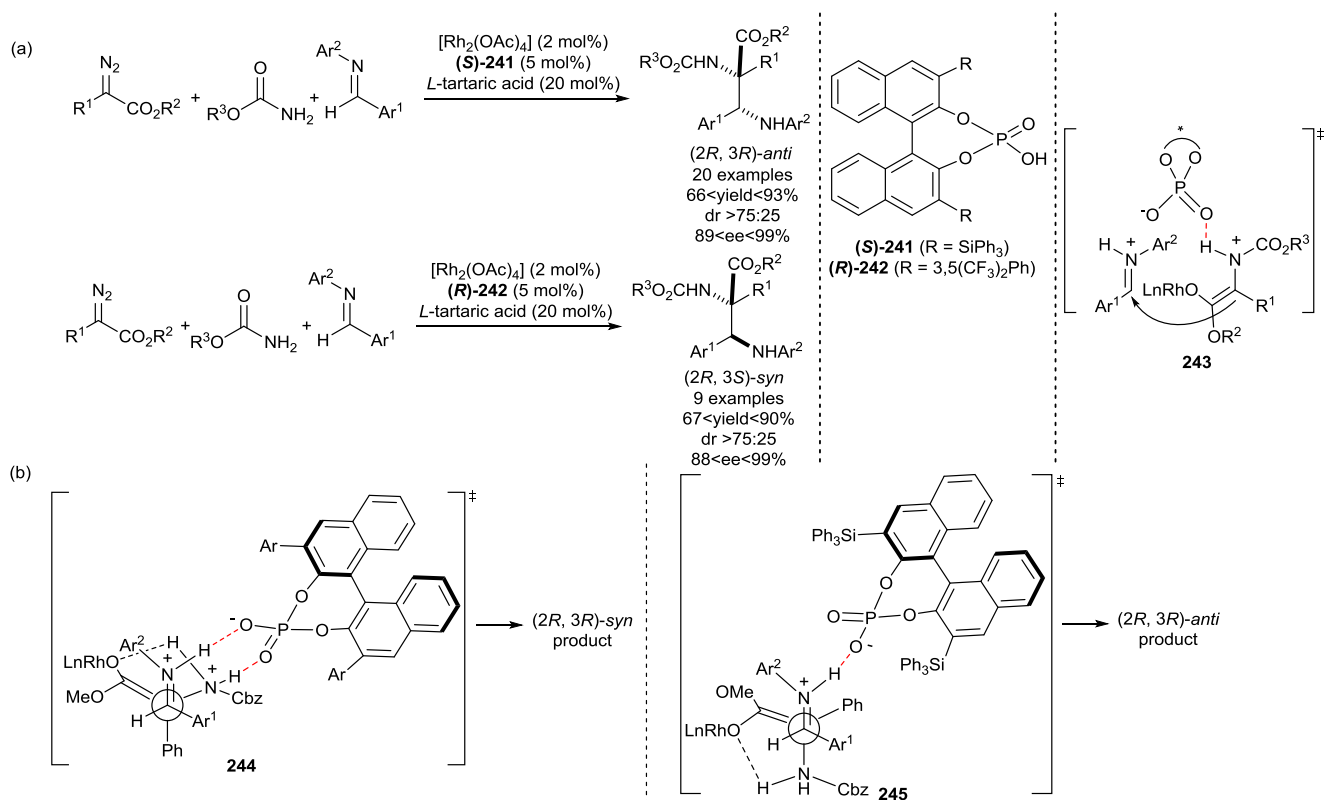


Fig. 69 Mannich-type reactions involving a diazo compound, a carbamate and an imine catalysed by a combination of an achiral Rh catalyst and a chiral phosphoric acid. (a) The diastereoselectivity of the reaction depends on the nature of the chiral phosphoric acid employed. A proposed transition state for the reaction: the transient ylide is trapped by the iminium, the phosphate anion acts as a bridge between the two reaction partners. (b) Representation of the different coordination modes of the phosphate anion that may be at the origin of the opposite selectivity observed with (*S*)-**241** compared to (*R*)-**242**. Refs: see the text.

The bulky phosphoric acid (*S*)-**241** yields the *anti* diastereoisomer while (*R*)-**242** led to opposite diastereoisomer. Based on these observations, the authors proposed two different transition states depending on the nature of the phosphoric acid involved in the reaction. In the case of (*R*)-**242**, the phosphoric acid interacts with both the iminium and the rhodium ylide favouring the *syn*-addition of the *cis*-enolate (the ammonium ylide) to the iminium ion (**244**, **Fig. 69, b**). In contrast, chiral phosphoric (*S*)-**241** can only bind the iminium ion and the resulting open-chain *anti*-TS may give rise to the opposite diastereoisomer (**245**, **Fig. 69, b**).

A combination of metal catalyst and a chiral acid also proved to be powerful for the asymmetric alkynylation of imines, but the involvement of a bridging chiral base, as mentioned above for the phosphate anion, was not postulated.^{597,598}

The metal-catalysed asymmetric reduction of imine with hydrogen gas can be performed by mixing an achiral metal complex and a chiral Brønsted acid. In 2011, Beller and co-workers screened various metal catalyst/chiral phosphoric acid combinations for the hydrogenation of *N*-(1-phenylethylidene)aniline **246** (**Fig. 70 left**).⁵⁹⁹ A combination of

the Knölker iron complex **145** (**Fig. 36**) and (*S*)-Trip provided the respective amine product in 81% yield and 94% ee at 65 °C. Upon mixing Trip, the Knölker iron complex and the imine substrate, the authors isolated the iron-amine complex **247** and its formation during the hydrogenation process was also confirmed. Although this catalytic intermediate likely results from the reaction between the iminium phosphate and the Knölker complex, the respective transition state has not been postulated. Based upon the previous examples and mechanistic studies on related reactions made very recently by Xiao,⁷² we propose a ternary complex with a bridging phosphate anion between the iminium ion and the Knölker complex (**248**, **Fig. 70 right**).

In 2008, Xiao and co-workers found that a mixture of a chiral Ir^{III}-diamine complex (related to [IrCp*(TsDPEN)]) and a chiral phosphoric acid was a selective catalytic system for the hydrogenation of acyclic imines.⁶⁰⁰ The iridium complex alone is inactive whereas chiral [IrCp*(TsDPEN)(H₂O)][SbF₆] is poorly selective. The iridium phosphate complex **249**, formed *in situ* by protonation of the neutral complex with the chiral phosphoric acid, is selective for the reaction (**Fig. 71, a**). However, additional chiral

Cite this: DOI: 10.1039/c0xx00000x

www.rsc.org/xxxxxx

ARTICLE TYPE

phosphoric acid is needed to increase the activity. Again

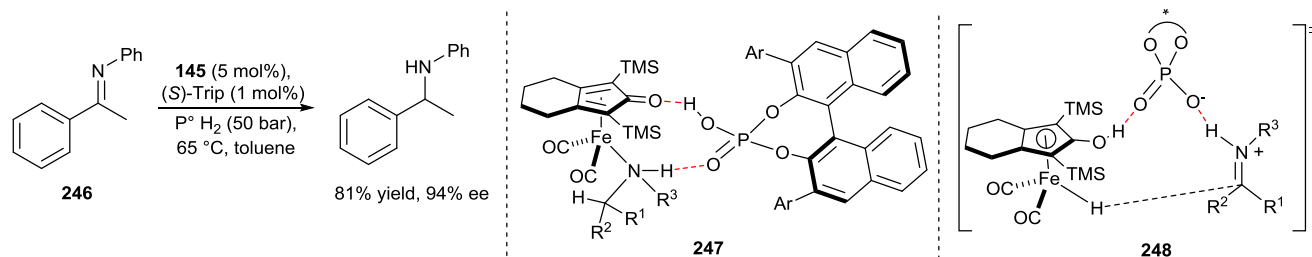


Fig. 70 Achiral metal catalyst and chiral phosphoric acid as a mixed catalytic system for the selective hydrogenation of imines. Left: Knölker iron complex **145** and (*S*)-Trip for the asymmetric hydrogenation of imine substrates. Middle: iron-amine complex **247** observed as an intermediate of the catalytic reaction. Right: Proposed transition state **248** involving **145**, the (*S*)-Trip anion and the iminium ion. Ref: see the text.

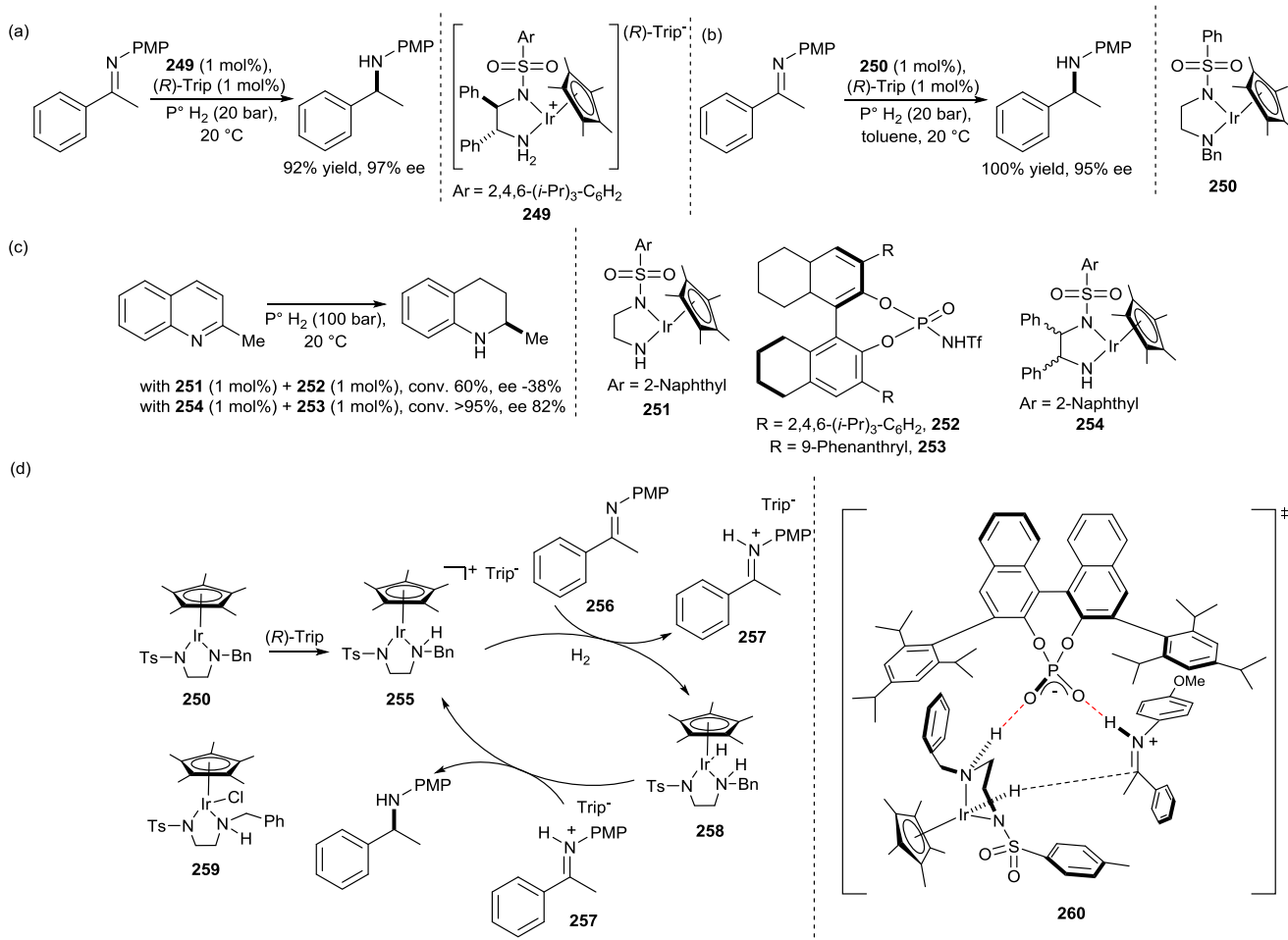


Fig. 71 Asymmetric hydrogenation of imine substrates with a combination of achiral/racemic Ir-diamine complex and a chiral Brønsted acid. (a) Combination of a chiral Ir-diamine complex and (*R*)-Trip for the hydrogenation of acyclic imines. (b) Combination of an achiral Ir-diamine complex **250** and (*R*)-Trip for the hydrogenation of acyclic imines. (c) Combination of an achiral (**251**) or a racemic (**254**) Ir-diamine complex and a chiral *N*-triflylphosphoramidate for the hydrogenation of quinaldine. (d) Catalytic cycle for the asymmetric hydrogenation of **256** performed with a combination of **250** and (*R*)-Trip. Representation of the more stable ternary complex **260** that involves the *cis*-(*S*_{Ir}, *S*_N)-Ir complex, the (*R*)-Trip anion and the iminium ion. Refs: see the text.

Cite this: DOI: 10.1039/c0xx00000x

www.rsc.org/xxxxxx

ARTICLE TYPE

the Trip anion proved to be the anion of choice and the best combination exhibited selective hydrogenation of acyclic imines with ees up to 98%. Later, Rueping and co-workers performed the asymmetric hydrogenation of quinaldine by mixing an achiral Ir-diamine complex and a chiral *N*-triflylphosphoramidate anion.⁶⁰¹ With ethylenediamine as the diamine ligand (complex **251**), a maximum of 38% ee can be obtained through a small screening of chiral anions (**Fig. 71, c**). By employing a racemic diamine ligand (derived from TsDPEN, **254**), the selectivity is increased up to 82% ee with **253** as the chiral phosphoric acid. The combination proved successful for the asymmetric hydrogenation of various 2'-substituted quinolines. Based upon the observation that (*R,R*)-**254** is more active than (*S,S*)-**254**, the selectivity likely arose from the kinetic discrimination of the two enantiomeric forms of the racemic complex by the chiral Brønsted acid.

Xiao and co-workers finally demonstrated that a high level of selectivity is achievable for the hydrogenation of acyclic imines by simply combining an achiral iridium complex **250** and (*R*)-Trip (**Fig. 71, b**).⁷² An in-depth mechanistic study of the reaction enables the observation of catalytic intermediates and the proposition of a transition state. The catalytic cycle is presented in **Fig. 71, d**: i) the first step is the generation of the cationic phosphate iridium species **255** by protonation of the inactive neutral Ir^{III} complex **250**, ii) this cationic intermediate **255** reacts with dihydrogen and the imine substrate **256** to form the neutral iridium hydride **258** and the activated iminium phosphate **257** (the reaction probably occurs through the formation of dihydrogen complex that is deprotonated by the imine similarly to step B in **Fig. 61**), iii) the hydride transfer step yields the amine product and regenerates the cationic iridium complex **255**. The hydride complex **258**, intermediate in the postulated catalytic cycle, can be prepared independently or isolated from the catalytic conditions as a mixture of diastereoisomers (chirality located on the Ir atom and on the nitrogen atom of the amino ligand). Using racemic **258** for the stoichiometric hydrogenation of the chiral iminium phosphate salt yields the amine product with the same ee as the one obtained under catalytic conditions. This indicates that the asymmetric induction arises in the hydride transfer step rather than from the enantioselective formation of **258**. The formation of a hydrogen-bonded complex involving the iridium hydride complex, the iminium ion and the (*R*)-Trip anion is strongly supported by NMR spectroscopy. Finally, more spectroscopic data have been accumulated using **259** as a non-reactive iridium model complex, imine **256** and (*R*)-Trip. Based upon the observation of key NOE signals, a series of structures has been generated using molecular mechanics and the most popular ones that satisfied the NOE signals were optimised by DFT. This led to two plausible ternary structures *cis*-(*S*_{Ir},*S*_N)-Ir and *trans*-(*R*_{Ir},*S*_N)-Ir that share common features: i) the chiral phosphate anion acts as a bridge between the iridium hydride complex and the iminium ion and, ii) besides the hydrogen bonds established between the N–H proton of the

iminium ion and one oxygen atom of the Trip anion and between the N–H proton of the diamine ligand and one oxygen atom of the Trip anion, a range of C–H– π interactions has been identified. The difference between the two calculated transition state structures arises from the presence of two additional C–H– π interactions detected in the *cis*-(*S*_{Ir},*S*_N)-Ir transition state structure that may explain its higher stability. The hydride analogue of this Ir catalyst – iminium ion – Trip anion ternary complex would afford the experimentally-observed *S*-configured amine. These results strongly support the formation of a well-organised transition state involving the metal complex, the iminium ion and the phosphate anion each of them interacting through a combination of hydrogen bond interactions and C–H– π interactions (**260, Fig. 71**). This self-assembled ternary complex is primordial for selectivity, at the cost of a lower reaction rate compared to hydrogenation reactions performed with non hydrogen-bonding counteranions.

These examples demonstrated that cooperative catalysis between a metal catalyst and an organocatalyst may be the result of several attractive interactions between the different reaction partners involved in the selectivity-determining step. It is interesting to note that in most of the transition states mentioned above, a phosphate anion serves as a hydrogen-bonded chiral relay between the metal complex and the activated substrate. The strategy is useful and will probably be extended to catalytic reactions that cannot be accomplished by means of classical catalysts.

6.3 Organocatalysts – substrate interactions

We already presented in section 5.2.2.1 examples of bifunctional organocatalysts that are formed through the self-assembly of two monofunctional modules. Jacobsen and co-workers have reported a catalytic process that possesses a higher degree of complexity: the substrate, an anion and a bifunctional organocatalyst form a highly-organised self-assembly through several types of non-covalent interactions. The example followed the anion-binding strategy^{5,52} that operates through the binding of an anion by thiourea or urea catalysts (see one example in **Fig. 49**) but the very precise investigation of the reaction pathway and of the selectivity-determining transition structure deserves particular attention.

The formal [4+2] cycloaddition of *N*-aryl imines and electron rich olefins is known as the Povarov reaction. In the presence of an acid (*e.g.* triflic acid), the reaction proceeds quickly but is not selective. Jacobsen and co-workers found that the combination of the chiral bifunctional sulfinamido urea derivative **265** and *ortho*-nitrobenzenesulfonic acid (NBSA) gave the *exo* adduct of the model reaction in high diastereo- and enantioselectivity (up to 91% ee, **Fig. 72**).⁴⁷⁶ A series of control experiments indicate a cooperative role of the urea and sulfinamido groups of **265** in the rate- and enantioselectivity-determining steps of the catalytic reaction. The reaction catalysed by a combination of **265** and

Cite this: DOI: 10.1039/c0xx00000x

www.rsc.org/xxxxxx

ARTICLE TYPE

NBSA has a large scope and provides tetrahydroquinoline derivatives, biologically-relevant synthons, with high degree of

optical purity.

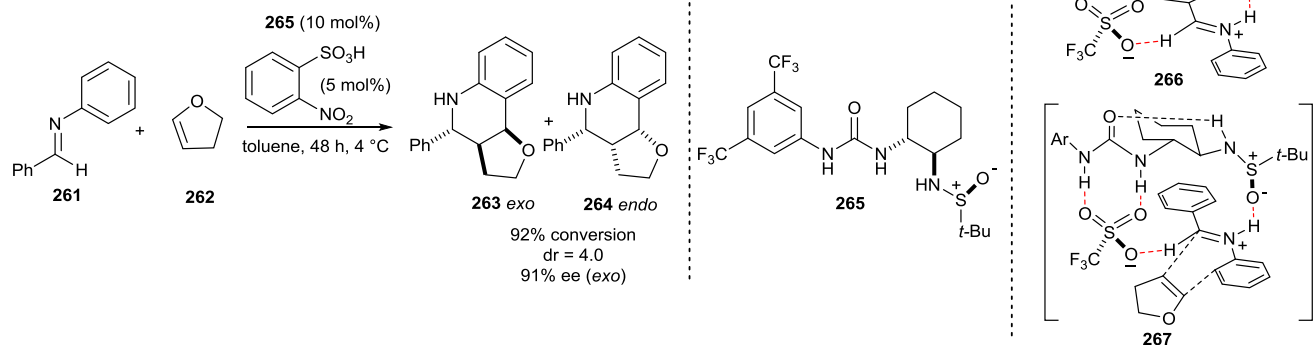


Fig. 72 Cooperative activation of the imine substrate by a chiral bifunctional catalyst and an achiral anion. Left: asymmetric Povarov reaction catalysed by a combination of the bifunctional catalyst **265** and NBSA. Right: more stable structure **266** found for the **265**-OTf-iminium ternary complex and proposed transition state **267** for the Povarov reaction between **261** and **262** catalysed by a mixture of **265** and triflic acid. Ref: see the text.

The authors first investigated the nature of the interaction between the iminium salt, formed *in situ* by the acid-base reaction between the imine and the triflic acid, and the bifunctional catalyst **265**. They first compared the chemical shift of the formyl proton of the iminium salt upon complexation by **265** and an achiral mono-urea lacking the sulfonamide group. They found that in the first case the signal is slightly upfield shifted compared to the free iminium salt whereas in the second case the signal is highly downfield shifted. They proposed that the iminium-OTf ion pair is tighter in the presence of **265** and this was further confirmed by DFT calculations focused on the **265**-OTf-iminium ternary complex. In the four energy-minimized structures that have been located both the N-H and the C-H protons of the iminium ion are involved in hydrogen bond interactions with either the triflate anion or the S-O bond of the sulfonamide group. The more stable structure is represented in **Fig. 72** (**266**). Kinetic studies reveal that the presence of the additional interaction between the formyl group of the iminium and the catalyst-sulfonamide group decreases the rate of the reaction. The high value of the bonding constant found between the triflate iminium salt and **265** ($K = 9000 \pm 2000 \text{ L}\cdot\text{mol}^{-1}$) explains why the reaction pathway that involves the **265**-OTf-iminium ternary complex is predominant during the catalytic reaction preventing the unselective pathway (reaction of the uncomplexed-iminium) to occur. The selectivity-determining step of the reaction is the concerted [4+2] cycloaddition and several possible transition structures have been modeled using DFT or *ab initio* methods. In the lowest-energy structure that leads to the experimentally-observed (*R*)-enantiomer **263**, the hydrogen bond interactions between the formyl C-H proton of the iminium ion and the sulfonamide group and between the N-H proton of the iminium ion and the triflate anion are still present. In addition, a π -

π interaction between the *N*-aryl group of the iminium ion and the aryl group held by the urea function of **265** has also been identified. This interaction is absent in the transition structure that leads to the minor enantiomer. These observations demonstrated that the selectivity observed in this acid-catalysed Povarov reaction arose from a combination of specific hydrogen bond interactions and π - π interaction between the iminium ion, the anion and the bifunctional catalyst present in the transition structure (**267**, **Fig. 72**). The hydrogen bond interactions were already present in **266** placing the reactive iminium ion in an ideal position for the attack of the electron-rich olefin **262**.^{602,603}

The structure of the transition state that has been established through a combination of experimental and computational experiments, presents some similarity with the well-organised transition state structures presented above for the metal catalyst – anion or metal catalyst – organocatalyst cooperative systems. Obviously, the design of multi-component catalytic systems that can self-assemble by means of specific interactions will gain interest in the future, mostly in the course of enantioselective reactions that cannot be performed with simple catalytic systems.

7. Critical analysis and perspectives

As regards the area of “supramolecular catalysis beyond enzyme mimics”, one can wonder whether a comprehensive review is achievable for such a broad and interdisciplinary research domain. In spite of the 600 references quoted here, the answer is certainly no. To the best of our knowledge, we provided all the references dealing with the design of non-covalent interactions between two ligands (*intra*- and *intermolecular*) or between a ligand and a complementary ligand additive. It was facilitated by the relative

novelty of these areas: 2003 for ligand – ligand interactions⁵⁶ without taking into consideration the work on SPOs ligands (an *avant la lettre* example of supramolecular bidentate ligand), 2001 for ligand – ligand additive interaction.⁵⁷ Ligand – substrate interactions have been probed more than 30 years by several Japanese groups,³²¹ the ligand design was driven by trial-and-error ligand screening with the expectation that the presence of a functional group in the remote part of the ligand can be beneficial for selective substrate binding and activation. It was also established experimentally that the presence of an N–H group in the ligand dramatically increases the efficiency of hydrogenation catalysts. This led to the discovery of the very efficient Noyori-Ikariya class of catalysts and the N–H effect³ was rationalized by the formation of non-covalent ligand – substrate interactions. The number of related catalysts has exploded and the N–H effect is now considered as an important design element for hydrogenation catalysts. We have compiled several examples of catalytic systems whose efficiency was ascribed to ligand – substrate interactions. However, the beneficial presence of a functional group in the ligand has probably been found in other catalytic systems for which ligand – substrate interactions were not always suspected. As a consequence, a comprehensive coverage of the area seems unlikely. We already mentioned that most of the privileged organocatalysts developed to date can be considered in essence as supramolecular. We focused here on a small part of supramolecular organocatalysts, the modularly designed organocatalysts (MDOs), because we believe that the analogies that exist with supramolecular metal catalysis can stimulate both fields of research. Again, this area is expanding quickly and our idea was to point out the more promising results rather than to give a full coverage of the area. The same statement can be made for the last section, notably for the chiral counteranion-directed catalysis strategy that is currently an intense topic of research.^{5,53} Despite an assumed degree of incompleteness, we can establish general trends and propose perspectives for the different approaches and strategies described in this review.

Intra ligand – ligand interaction: the area raised a fundamental question: can ligand-metal binding and ligand – ligand interactions co-exist? A plethora of supramolecular bidentate ligands have now been disclosed demonstrating the success of the approach. The type of the complementary units and the nature of the reactions investigated differ from one catalytic system to another. On a quantitative point of view, it seems that the area expands exponentially from 2003 to 2008 but the number of publications seems to steadily decrease from that time onwards. Clearly, a revitalization of the area is necessary after having demonstrated the proof-of-concept on simple catalytic reactions. Designing bidentate supramolecular ligands has proven to be successful for the building and screening of catalyst libraries mostly in hydrogenation and hydroformylation reactions. However, the approach is complementary to the screening of mixtures of monodentate ligands, which has also proven to be successful in the same or related catalytic reactions.⁶⁰⁴ In both approaches, the catalytic performance relies upon the formation of a heterocombination of ligands that is more active and selective than the respective homocombinations. With well-chosen complementary interactions, the respective hetero-complexes can be formed exclusively. When the activity of the homo-complexes

is low, or their selectivity still acceptable, 100% formation of hetero-complex may not be primordial. From the mechanistic viewpoint, whether the ligand – ligand interactions are maintained during the whole catalytic system needs to be ascertained in several cases. Mild catalytic conditions (low temperature and pressure, absence of base, apolar solvent) are usually employed that might prevent the dissociation of the ligand – ligand interactions. This has been demonstrated through a series of experimental and computational studies in rhodium-catalysed hydroformylation of linear alkenes performed by a hydrogen-bonded ligand.¹³⁶ For a given self-assembled ligand, it is important to note that a variation of the catalytic conditions can totally change the mode of action of the respective catalyst. In a few cases, the ligand – ligand interactions, which have been observed in the precatalyst, are lost at the expense of ligand – substrate interactions that are crucial for mediating the selectivity of the reaction.^{73,134,135,142} Well-chosen control experiments are needed to ascertain the nature of the selectivity-determining interaction; a crucial parameter in the aim of designing improved catalytic systems. One wish for the future remains the discovery of new reactions and new applications, because as we already mentioned, the supramolecular “machinery” has hardly been put to practice into this direction. To this end, we consider three promising directions for intramolecular self-assembled ligands: i) developing catalytic systems for which the selectivity arises from the interplay of non-covalent interactions between ligands and remote chiral centres. It will participate to the growth of the so-called supramolecular chirogenesis: a field that is of fundamental importance to understand chirality transfer phenomena occurring in Nature. It can also expand the number of efficient privileged catalysts beyond the usually employed BINOL- or TADDOL-derived phosphane ligands. ii) designing self-assembled ligands that encapsulate their coordinating metal; confinement of metal catalyst can be a solution towards the finding of new catalytic reactions. iii) expanding the number of self-assembled ligands that can operate in water because a reaction in this medium is desirable, whatever the complexity of the catalytic system.

Inter ligand – ligand interaction: Hydrogen bond interactions between metal-salen or metal-porphyrin monomers led to the formation of di- or polynuclear catalysts that have been applied mainly in reactions that involve the formation or the transformation of epoxides. Although the strategy holds promise for catalytic reactions that require the presence of two metal centres in close proximity during the selectivity-determining step, its relevance compared to classical catalysts remains to be fully demonstrated. We also mention in this section examples of photocatalysts which combine one or several metal photosensitizers and one metal catalytic centre embedded in the same supramolecule. Among the plethora of photocatalytic systems that have been reported only a few can be formed *in situ* through the self-assembly of various building blocks. It is surprising because this approach will enable rapid screening of photosensitizer – catalyst combinations in very valuable processes such as light-driven water splitting reactions.^{212,218}

Ligand – ligand additive interaction: although the proof-of-concept has been published in 2001,⁵⁷ tuning the properties of a metal complex by means of non-covalent interactions between one of its ligand and a non-catalytic additive

remains a largely unexplored strategy. Following this keystone report, most of the existing systems are based upon Lewis acid – Lewis base interaction between the nitrogen atom of a pyridyl fragment and the metal atom of a metal-porphyrin or metal-salen platform (ligand – template strategy). In few cases unusual selectivity has been observed for known reactions as a probable result of metal encapsulation by the self-assembled ligands; the steric constraint exerted by the capsule limits the conformational freedom of the substrate or the metal-bound intermediates during the selectivity-determining step. Recent examples by the groups of Reek²⁸⁴ and Ooi^{270,271} pointed out the possibility of transferring the chirality from a chiral module to an achiral ligand by means of a combination of hydrogen bond and electrostatic interactions between these two components. The approach seems very promising in order to modulate the electronic and steric properties as well as the chiral environment of the metal catalyst. Further work is needed to expand this area towards more valuable reactions that can benefit from the presence of highly tunable and reversible interactions between the ligand and a complementary additive.

Ligand – substrate interaction: during the last decade, the area gained a lot of interest because the efficiency of many catalytic reactions can be improved as a result of ligand – substrate attractive interactions occurring during the catalytic cycle. As the ligand possesses a functional group, the interaction between this functional group and the respective complementary group of the substrate directs the reactive part of the latter in an ideal position for activation by the metal centre. The functional group may also stabilise key catalytic intermediates as well as the transition state structure by means of non-covalent interactions. A distinction can be made between ligands that interact with the substrate and then undergo an acid-base reaction with it (proton transfer), and ligands that bind reversibly the substrate without reacting. A trial-and-error ligand screening usually reveals the beneficial role of the functional group and control experiments help to rationalize the observed catalytic effect. A degree of design is achievable and computational studies can help to determine the structure of the ligand – substrate assembly as well as the optimal length between the functional group of the ligand and the metal. With that goal in mind, highly-directional hydrogen bond and electrostatic interactions proved to be relevant as demonstrated independently by the groups of Crabtree,^{441,443} Breit,^{404–407} Bach^{447–449} and Reek.^{456,457} On the one hand, the approach is highly valuable when the bifunctional catalyst is able to transform a class of substrates with a selectivity that differs from the one observed with covalent catalytic systems. It is the case for the hydroformylation catalyst developed by the group of Reek that transforms 2-vinyl benzoic acid into the corresponding linear aldehyde whereas classical catalysts yields the branched aldehyde as the main product.⁴⁵⁷ On the other hand, the scope of bifunctional catalysts is limited to substrates for which the distance between their complementary group and their reactive part spans the distance between the functional group of the ligand and the metal. Even though it is hard to know if further achievements are feasible in this area, an ideal bifunctional catalyst may impose a certain degree of conformational rigidity for selective substrate activation and transition state stabilisation while keeping a certain degree of flexibility and adaptability.

Organocatalyst – substrate interaction: supramolecular

organocatalysts will continue to be designed that activate the substrate(s) or reaction intermediates and stabilise the transition state through several types of secondary interactions.^{4,5} MDOs constitute a suitable approach to access bifunctional organocatalyst libraries and to tune the properties of privileged organocatalysts. Various additives have been investigated that modify significantly the efficiency of a given organocatalyst, acting cooperatively for the activation of the substrate. The exact role of the additive depends on the catalytic system; entropic gain related to a closer proximity of the reactants in the self-assembled catalyst, transition state stabilisation, chirality transfer or more complex mechanistic pathways may be at the origin of the beneficial role exhibited by the additive. MDOs have been developed for various organocatalytic systems whatever their mode of activation (Lewis and Brønsted acids, Brønsted bases, aminocatalysts, etc...) and further achievements are needed in the direction of self-assembled catalysts that stretch the limits associated with current organocatalysis (high catalyst loading, limited reaction and substrate scope).

Multiple interactions: cooperative catalysts exist which activate a substrate simultaneously through the interplay of several non-covalent interactions. Highly-organised transition state structures can explain the selectivity observed within this class of catalysts. Remarkably, a similar ternary structure composed of a chiral anion acting as a bridge between the protonated substrate and the metal catalyst has been proposed for different catalytic systems and reactions. Elaborating a catalyst that incorporates some elements of design in the aim of stabilising a transition state remains an arduous task giving the elusive nature of this structure, however such approach can stimulate both the fields of metal and organic catalysis.

To conclude, the design of supramolecular catalysts beyond enzyme mimics has drawn the attention of researchers belonging to all the disciplines of chemical science. The field has expanded continuously in the last decade, reaching an average 5 publications/month rate for the last 6 years (considering the references quoted in this review). We have seen many examples of supramolecular catalysts that changed completely the selectivity of a reaction and in many instances this was achieved by design. This concerns known reactions which facilitates the design. Confinement of metal catalyst or organocatalyst can be a solution towards the finding of new catalytic reactions. In few cases, non-thermodynamic products were obtained that cannot be obtained by other catalysts or synthetic methods. However, prediction is rather difficult in this area and trial-and-error iterations are probably needed to get the desired catalytic effects. An industrial application would underscore the practical importance of supramolecular catalysis. This is not an easy target. Any supramolecular ligand system will be more expensive than a routine ligand such as triphenylphosphine, any multi-component system will be more difficult to be recovered from a substrate and product solution, and thus a new supramolecular catalyst should do something that a simple ligand-metal system cannot. There are examples available of the latter, but apparently the costs do not permit their application yet. Industries have taken patents in this area and thus the chemistry is not only beautiful for academic research but also holds a promise for applications. The elaboration of supramolecular catalysts by design should benefit the parallel emergence of highly-

efficient computational tools.⁶⁰⁵ Perhaps supramolecular catalysis should focus on what seems most appropriate for this tool, the conversion of more complicated molecules in a highly selective way in a system capable of multiple reactions, as recognition is a key feature.

Notes and references

^a Institute of Chemical Research of Catalonia (ICIQ), Av. Països Catalans 16, 43007 Tarragona, Spain.

^b Current address: Chimie des Polymères, UPMC Université Paris 06 and CNRS, UMR 7610, F-75005 Paris, France.

^c Catalan Institution of Research and Advanced Studies (ICREA), Passeig Lluís Companys 23, 08010 Barcelona, Spain.

Acknowledgement

We thank MICINN (Grant CTQ2011-28512) and the ICIQ Foundation for financial support.

References

1. S. E. Clapham, A. Hadzovic and R. H. Morris, *Coord. Chem. Rev.*, 2004, **248**, 2201-2237.
2. T. Ikariya, K. Murata and R. Noyori, *Org. Biomol. Chem.*, 2006, **4**, 393-406.
3. B. Zhao, Z. Han and K. Ding, *Angew. Chem. Int. Ed.*, 2013, **52**, 4744-4788.
4. R. R. Knowles and E. N. Jacobsen, *Proc. Natl. Acad. Sci. U. S. A.*, 2010, **107**, 20678-20685.
5. K. Brak and E. N. Jacobsen, *Angew. Chem. Int. Ed.*, 2013, **52**, 534-561.
6. Y. Murakami, J.-I. Kikuchi, Y. Hisaeda and O. Hayashida, *Chem. Rev.*, 1996, **96**, 721-758.
7. A. J. Kirby, *Angew. Chem. Int. Ed. Engl.*, 1996, **35**, 707-724.
8. W. B. Motherwell, M. J. Bingham and Y. Six, *Tetrahedron*, 2001, **57**, 4663-4686.
9. A. J. Kirby and F. Hollfelder, *From Enzyme Models to Model Enzymes*, RSC Publishing, Cambridge, 2009.
10. Z. Y. Dong, Q. Luo and J. Q. Liu, *Chem. Soc. Rev.*, 2012, **41**, 7890-7908.
11. M. Raynal, P. Ballester, A. Vidal-Ferran and P. W. N. M. van Leeuwen, *Chem. Soc. Rev.*, 2013, **Part 2**.
12. I. Tabushi, *Acc. Chem. Res.*, 1982, **15**, 66-72.
13. R. Breslow and S. D. Dong, *Chem. Rev.*, 1998, **98**, 1997-2011.
14. D. M. Vriezema, M. C. Aragones, J. A. A. W. Elemans, J. J. L. M. Cornelissen, A. E. Rowan and R. J. M. Nolte, *Chem. Rev.*, 2005, **105**, 1445-1489.
15. M. D. Pluth, R. G. Bergman and K. N. Raymond, *Acc. Chem. Res.*, 2009, **42**, 1650-1659.
16. M. Yoshizawa, J. K. Klosterman and M. Fujita, *Angew. Chem. Int. Ed.*, 2009, **48**, 3418-3438.
17. S. Otto and J. B. F. N. Engberts, *Org. Biomol. Chem.*, 2003, **1**, 2809-2820.
18. R. Breslow, *J. Phys. Org. Chem.*, 2006, **19**, 813-822.
19. E. A. Wintner, M. M. Conn and J. Rebek, Jr., *Acc. Chem. Res.*, 1994, **27**, 198-203.
20. B. G. Bag and G. von Kiedrowski, *Pure Appl. Chem.*, 1996, **68**, 2145-2152.
21. D. H. Lee, K. Severin and M. R. Ghadiri, *Curr. Opin. Chem. Biol.*, 1997, **1**, 491-496.
22. A. Robertson, A. J. Sinclair and D. Philp, *Chem. Soc. Rev.*, 2000, **29**, 141-152.
23. N. Paul and G. F. Joyce, *Curr. Opin. Chem. Biol.*, 2004, **8**, 634-639.
24. A. Vidonne and D. Philp, *Eur. J. Org. Chem.*, 2009, 593-610.
25. V. del Amo and D. Philp, *Chem. Eur. J.*, 2010, **16**, 13304-13318.
26. N. Giuseppone, *Acc. Chem. Res.*, 2012, **45**, 2178-2188.
27. S. Otto, *Acc. Chem. Res.*, 2012, **45**, 2200-2210.
28. J. Rebek, Jr., *Acc. Chem. Res.*, 1984, **17**, 258-264.
29. L. Kovbasyuk and R. Krämer, *Chem. Rev.*, 2004, **104**, 3161-3187.
30. M. J. Wiester, P. A. Ulmann and C. A. Mirkin, *Angew. Chem. Int. Ed.*, 2011, **50**, 114-137.
31. C. M. Thomas and T. R. Ward, *Chem. Soc. Rev.*, 2005, **34**, 337-346.
32. A. J. Boersma, R. P. Megens, B. L. Feringa and G. Roelfes, *Chem. Soc. Rev.*, 2010, **39**, 2083-2092.
33. T. R. Ward, *Acc. Chem. Res.*, 2011, **44**, 47-57.
34. P. J. Deuss, R. den Heeten, W. Laan and P. C. J. Kamer, *Chem. Eur. J.*, 2011, **17**, 4680-4698.
35. M. T. Reetz, *Chem. Rec.*, 2012, **12**, 391-406.
36. R. van de Coevering, R. J. M. K. Gebbink and G. van Koten, *Prog. Polym. Sci.*, 2005, **30**, 474-490.
37. J. M. Fraile, J. I. Garcia and J. A. Mayoral, *Chem. Rev.*, 2009, **109**, 360-417.
38. P. Barbaro and F. Liguori, *Chem. Rev.*, 2009, **109**, 515-529.
39. M. J. Wilkinson, P. W. N. M. van Leeuwen and J. N. H. Reek, *Org. Biomol. Chem.*, 2005, **3**, 2371-2383.
40. Z. Wang, G. Chen and K. Ding, *Chem. Rev.*, 2009, **109**, 322-359.
41. M. Studer, H.-U. Blaser and C. Exner, *Adv. Synth. Catal.*, 2003, **345**, 45-65.
42. M. Heitbaum, F. Glorius and I. Escher, *Angew. Chem. Int. Ed.*, 2006, **45**, 4732-4762.
43. Y. J. Park, J.-W. Park and C.-H. Jun, *Acc. Chem. Res.*, 2008, **41**, 222-234.
44. B. Breit, *Angew. Chem. Int. Ed.*, 2005, **44**, 6816-6825.
45. A. W. Kleij and J. N. H. Reek, *Chem. Eur. J.*, 2006, **12**, 4218-4227.
46. T. S. Koblenz, J. Wassenaar and J. N. H. Reek, *Chem. Soc. Rev.*, 2008, **37**, 247-262.
47. P. E. Goudriaan, P. W. N. M. van Leeuwen, M.-N. Birkholz and J. N. H. Reek, *Eur. J. Inorg. Chem.*, 2008, 2939-2958.
48. L. A. Joyce, S. H. Shabbir and E. V. Anslyn, *Chem. Soc. Rev.*, 2010, **39**, 3621-3632.
49. J. Meeuwissen and J. N. H. Reek, *Nature Chem.*, 2010, **2**, 615-621.
50. S. Carboni, C. Gennari, L. Pignataro and U. Piarulli, *Dalton Trans.*, 2011, **40**, 4355-4373.
51. R. Bellini, J. I. van der Vlugt and J. N. H. Reek, *Isr. J. Chem.*, 2012, **52**, 613-629.
52. For a review dealing with the ACDC strategy see: M. Mahlau and B. List, *Isr. J. Chem.*, 2012, **52**, 630-638.
53. R. J. Phipps, G. L. Hamilton and F. D. Toste, *Nature Chem.*, 2012, **4**, 603-614.
54. P. W. N. M. van Leeuwen, ed., *Supramolecular Catalysis*, Wiley-VCH, Weinheim, 2008.
55. Thermodynamic and kinetic data related to non-covalent interactions are out of the scope of this review. However, these parameters will be given if it helps to explain the catalytic behaviour. For the sake of consistency, ionic metal-ligand interaction will be mentioned in the construction of libraries of bidentate ligands but not in the other sections. For a quantitative estimation of non-covalent interactions see the following review: C. A. Hunter, *Angew. Chem. Int. Ed.*, 2004, **43**, 5310-5324.
56. B. Breit and W. Seiche, *J. Am. Chem. Soc.*, 2003, **125**, 6608-6609.
57. V. F. Slagt, J. N. H. Reek, P. C. J. Kamer and P. W. N. M. van Leeuwen, *Angew. Chem. Int. Ed.*, 2001, **40**, 4271-4274.
58. T. Ohkuma, H. Ooka, S. Hashiguchi, T. Ikariya and R. Noyori, *J. Am. Chem. Soc.*, 1995, **117**, 2675-2676.
59. S. Hashiguchi, A. Fujii, J. Takehara, T. Ikariya and R. Noyori, *J. Am. Chem. Soc.*, 1995, **117**, 7562-7563.
60. R. Noyori and S. Hashiguchi, *Acc. Chem. Res.*, 1997, **30**, 97-102.
61. M. S. Taylor and E. N. Jacobsen, *Angew. Chem. Int. Ed.*, 2006, **45**, 1520-1543.
62. T. Akiyama, J. Itoh and K. Fuchibe, *Adv. Synth. Catal.*, 2006, **348**, 999-1010.
63. T. Akiyama, *Chem. Rev.*, 2007, **107**, 5744-5758.
64. A. G. Doyle and E. N. Jacobsen, *Chem. Rev.*, 2007, **107**, 5713-5743.
65. T. Hashimoto and K. Maruoka, *Chem. Rev.*, 2007, **107**, 5656-5682.
66. T. Ooi and K. Maruoka, *Angew. Chem. Int. Ed.*, 2007, **46**, 4222-4266.
67. C. Palomo, M. Oiarbide and R. López, *Chem. Soc. Rev.*, 2009, **38**, 632-653.
68. X. Fu and C.-H. Tan, *Chem. Commun.*, 2011, **47**, 8210-8222.
69. For an instructive comparison between supramolecular and covalent organocatalysts see: P. A. Woods and A. D. Smith, in *Supramolecular Chemistry: From Molecules to Nanomaterials*, eds. J. W. Steed and P.

- A. Gale, John Wiley & Sons, Ltd, 2012, DOI: 10.1002/9780470661345.smc9780470661156.
70. For a review on organocatalytic chiral ion pairs in which both anionic and cationic parts are working in a cooperative fashion see: J. F. Briere, S. Oudeyer, V. Dalla and V. Levacher, *Chem Soc Rev*, 2012, **41**, 1696-1707.
71. A. Macchioni, *Chem. Rev.*, 2005, **105**, 2039-2073.
72. W. Tang, S. Johnston, J. A. Iggo, N. G. Berry, M. Phelan, L. Lian, J. Bacsá and J. Xiao, *Angew. Chem. Int. Ed.*, 2013, **52**, 1668-1672.
73. K. Lang, J. Park and S. Hong, *Angew. Chem. Int. Ed.*, 2012, **51**, 1620-1624.
74. P. W. N. M. van Leeuwen, P. C. J. Kamer, J. N. H. Reek and P. Dierkes, *Chem. Rev.*, 2000, **100**, 2741-2769.
75. P. C. J. Kamer, P. W. N. M. van Leeuwen and J. N. H. Reek, *Acc. Chem. Res.*, 2001, **34**, 895-904.
76. Z. Freixa and P. W. N. M. van Leeuwen, *Dalton Trans.*, 2003, 1890-1901.
77. Z. Freixa and P. W. N. M. van Leeuwen, *Coord. Chem. Rev.*, 2008, **252**, 1755-1786.
78. J. Wassenaar and J. N. H. Reek, *Org. Biomol. Chem.*, 2011, **9**, 1704-1713.
79. W. Seiche and B. Breit, in *Phosphorus Ligands in Asymmetric Catalysis*, ed. A. Börner, Wiley-WCH, Weinheim, 2008, pp. 848-885.
80. P. W. N. M. van Leeuwen and C. F. Roobeek, Hydroformylation of olefins, 1983, Shell Internationale Research Maatschappij B. V., Neth., EP 82576, Chem. Abstr., 99, 121813.
81. W. B. Beaulieu, T. B. Rauchfuss and D. M. Roundhill, *Inorg. Chem.*, 1975, **14**, 1732-1734.
82. P. W. N. M. van Leeuwen, C. F. Roobeek, R. L. Wife and J. H. G. Frijns, *J. Chem. Soc., Chem. Commun.*, 1986, 31-33.
83. J. L. Cook, C. A. Hunter, C. M. R. Low, A. Perez-Velasco and J. G. Vinter, *Angew. Chem. Int. Ed.*, 2007, **46**, 3706-3709.
84. N. V. Dubrovina and A. Börner, *Angew. Chem. Int. Ed.*, 2004, **43**, 5883-5886.
85. A. Christiansen, C. Li, M. Garland, D. Selent, R. Ludwig, R. Franke and A. Börner, *ChemCatChem*, 2010, **2**, 1278-1285.
86. A. Christiansen, D. Selent, A. Spannenberg, M. Köckerling, H. Reinke, W. Baumann, H. Jiao, R. Franke and A. Börner, *Chem. Eur. J.*, 2011, **17**, 2120-2129.
87. L. Ackermann, *Synthesis*, 2006, 1557-1571.
88. L. Ackermann, R. Born, J. H. Spatz, A. Althammer and C. J. Gschrei, *Pure Appl. Chem.*, 2006, **78**, 209-214.
89. T. Nemoto and Y. Hamada, *Tetrahedron*, 2011, 667-687.
90. D. Martin, D. Moraleda, T. Achard, L. Giordano and G. Buono, *Chem. Eur. J.*, 2011, **17**, 12729-12740.
91. X.-B. Jiang, A. J. Minnaard, B. Hessen, B. L. Feringa, A. L. L. Duchateau, J. G. O. Andrien, J. A. F. Boogers and A. H. M. de Vries, *Org. Lett.*, 2003, **5**, 1503-1506.
92. Q. Jiang, A. J. Minnaard, B. L. Feringa and A. H. M. de Vries, *J. Org. Chem.*, 2004, **69**, 2327-2331.
93. X.-B. Jiang, M. van den Berg, A. J. Minnaard, B. L. Feringa and A. H. M. de Vries, *Tetrahedron: Asymmetry*, 2004, **15**, 2223-2229.
94. C. M. Jensen and W. C. Trogler, *J. Am. Chem. Soc.*, 1986, **108**, 723-729.
95. T. Ghaffar and A. W. Parkins, *J. Mol. Cat. A: Chem.*, 2000, **160**, 249-261.
96. T. Ghaffar and A. W. Parkins, *Tetrahedron Lett.*, 1995, **36**, 8657-8660.
97. P. M. Castro, H. Gulyas, J. Benet-Buchholz, C. Bo, Z. Freixa and P. W. N. M. van Leeuwen, *Catal. Sci. Technol.*, 2011, **1**, 401-407.
98. A. Comas-Vives, G. Ujaque and A. Lledós, *Organometallics*, 2007, **26**, 4135-4144.
99. A. Comas-Vives, G. Ujaque and A. Lledós, *THEOCHEM*, 2009, **903**, 123-132.
100. F. W. Patureau, M. Kuil, A. J. Sandee and J. N. H. Reek, *Angew. Chem. Int. Ed.*, 2008, **47**, 3180-3183.
101. F. W. Patureau, M. A. Siegler, A. L. Spek, A. J. Sandee, S. Jugé, S. Aziz, A. Berkessel and J. N. H. Reek, *Eur. J. Inorg. Chem.*, 2012, 496-503.
102. A. M. Kluwer, R. Detz, Z. Abiri, A. M. van der Burg and J. N. H. Reek, *Adv. Synth. Catal.*, 2012, **354**, 89-95.
103. P.-A. R. Breuil, F. W. Patureau and J. N. H. Reek, *Angew. Chem. Int. Ed.*, 2009, **48**, 2162-2165.
104. J. Meeuwissen, R. Detz, A. J. Sandee, B. de Bruin, M. A. Siegler, A. L. Spek and J. N. H. Reek, *Eur. J. Inorg. Chem.*, 2010, 2992-2997.
105. J. Meeuwissen, A. J. Sandee, B. De Bruin, M. A. Siegler, A. L. Spek and J. N. H. Reek, *Organometallics*, 2010, **29**, 2413-2421.
106. P. Štěpnička and I. Cisařová, *J. Chem. Soc., Dalton Trans.*, 1998, 2807-2811.
107. A. M. Trzeciak, P. Štěpnička, E. Mieczysłowska and J. J. Ziółkowski, *J. Organomet. Chem.*, 2005, **690**, 3260-3267.
108. A. C. Laungani, M. Keller, J. M. Slattery, I. Crossing and B. Breit, *Chem. Eur. J.*, 2009, **15**, 10405-10422.
109. W. Seiche, A. Schuschkowski and B. Breit, *Adv. Synth. Catal.*, 2005, **347**, 1488-1494.
110. B. Breit and W. Seiche, *Angew. Chem. Int. Ed.*, 2005, **44**, 1640-1643.
111. C. Waloch, J. Wieland, M. Keller and B. Breit, *Angew. Chem. Int. Ed.*, 2007, **46**, 3037-3039.
112. A. C. Laungani, J. M. Slattery, I. Crossing and B. Breit, *Chem. Eur. J.*, 2008, **14**, 4488-4502.
113. D. Fuchs, G. Rousseau, L. Diab, U. Gellrich and B. Breit, *Angew. Chem. Int. Ed.*, 2012, **51**, 2178-2182.
114. M.-N. Birkholz, N. V. Dubrovina, H. Jiao, D. Michalik, J. Holz, R. Paciello, B. Breit and A. Börner, *Chem. Eur. J.*, 2007, **13**, 5896-5907.
115. M.-N. Birkholz, N. V. Dubrovina, I. A. Shuklov, J. Holz, R. Paciello, C. Waloch, B. Breit and A. Börner, *Tetrahedron: Asymmetry*, 2007, **18**, 2055-2060.
116. B. Schäffner, J. Holz, S. P. Verevkin and A. Börner, *Tetrahedron Lett.*, 2008, **49**, 768-771.
117. I. A. Shuklov, N. V. Dubrovina, E. Barsch, R. Ludwig, D. Michalik and A. Börner, *Chem. Commun.*, 2009, 1535-1537.
118. U. Gellrich, J. Huang, W. Seiche, M. Keller, M. Meuwly and B. Breit, *J. Am. Chem. Soc.*, 2011, **133**, 964-975.
119. O. Abillard and B. Breit, *Adv. Synth. Catal.*, 2007, **349**, 1891-1895.
120. M. Weis, C. Waloch, W. Seiche and B. Breit, *J. Am. Chem. Soc.*, 2006, **128**, 4188-4189.
121. F. Chevallier and B. Breit, *Angew. Chem., Int. Ed.*, 2006, **45**, 1599-1602.
122. T. Šmejkal and B. Breit, *Organometallics*, 2007, **26**, 2461-2464.
123. I. Usui, S. Schmidt, M. Keller and B. Breit, *Org. Lett.*, 2008, **10**, 1207-1210.
124. B. Breit, *Pure Appl. Chem.*, 2008, **80**, 855-860.
125. M. de Greef and B. Breit, *Angew. Chem., Int. Ed.*, 2009, **48**, 551-554.
126. J. Wieland and B. Breit, *Nature Chem.*, 2010, **2**, 832-837.
127. P. A. Duckmanton, A. J. Blake and J. B. Love, *Inorg. Chem.*, 2005, **44**, 7708-7710.
128. L. K. Knight, Z. Freixa, P. W. N. M. van Leeuwen and J. N. H. Reek, *Organometallics*, 2006, **25**, 954-960.
129. A. J. Sandee, A. M. van der Burg and J. N. H. Reek, *Chem. Commun.*, 2007, 864-866.
130. J. Meeuwissen, M. Kuil, A. M. van der Burg, A. J. Sandee and J. N. H. Reek, *Chem. Eur. J.*, 2009, **15**, 10272-10279.
131. M. Durini, E. Rusotto, L. Pignataro, O. Reiser and U. Piarulli, *Eur. J. Org. Chem.*, 2012, 5451-5461.
132. Y. Liu, C. A. Sandoval, Y. Yamaguchi, X. Zhang, Z. Wang, K. Kato and K. Ding, *J. Am. Chem. Soc.*, 2006, **128**, 14212-14213.
133. A. C. Laungani and B. Breit, *Chem. Commun.*, 2008, 844-846.
134. L. Pignataro, S. Carboni, M. Civera, R. Colombo, U. Piarulli and C. Gennari, *Angew. Chem. Int. Ed.*, 2010, **49**, 6633-6637.
135. L. Pignataro, M. Boghi, M. Civera, S. Carboni, U. Piarulli and C. Gennari, *Chem. Eur. J.*, 2012, **18**, 1383-1400.
136. U. Gellrich, W. Seiche, M. Keller and B. Breit, *Angew. Chem. Int. Ed.*, 2012, **51**, 11033-11038.
137. V. Agabekov, W. Seiche and B. Breit, *Chem. Sci.*, 2013, **4**, 2418-2422.
138. Z. Kokan and S. I. Kirin, *RSC Advances*, 2012, **2**, 5729-5737.
139. Previously, Gilbertson developed libraries of diphosphine ligands based on a covalent peptide backbone. In some cases, the catalytic selectivity arose from the β -turn secondary structure adopted by the peptide ligands rather than from the sum of the individual chiral centres. See references 139-141: S. R. Gilbertson, S. E. Collibee and A. Agarkov, *J. Am. Chem. Soc.*, 2000, **122**, 6522-6523.
140. S. J. Greenfield, A. Agarkov and S. R. Gilbertson, *Org. Lett.*, 2003, **5**, 3069-3072.
141. A. Agarkov, S. Greenfield, D. Kie, R. Pawlick, G. Starkey and S. R. Gilbertson, *Biopolymers (Peptides Sci.)*, 2006, **84**, 48-73.

- 142.L. Pignataro, C. Bovio, M. Civera, U. Piarulli and C. Gennari, *Chem. Eur. J.*, 2012, **18**, 10368-10381.
- 143.V. F. Slagt, P. W. N. M. van Leeuwen and J. N. H. Reek, *Chem. Commun.*, 2003, 2474-2475.
- 144.M. Kuil, P. E. Goudriaan, P. W. N. M. Van Leeuwen and J. N. H. Reek, *Chem. Commun.*, 2006, 4679-4681.
- 145.V. F. Slagt, P. W. N. M. van Leeuwen and J. N. H. Reek, *Dalton Trans.*, 2007, 2302-2310.
- 146.M. Kuil, P. E. Goudriaan, A. W. Kleij, D. M. Tooke, A. L. Spek, P. W. N. M. van Leeuwen and J. N. H. Reek, *Dalton Trans.*, 2007, 2311-2320.
- 147.S. Ponsico, H. Gulyas, M. Martinez-Belmonte, E. C. Escudero-Adan, Z. Freixa and P. W. N. M. van Leeuwen, *Dalton Trans.*, 2011, **40**, 10686-10697.
- 148.T. Gadzikwa, R. Bellini, H. L. Dekker and J. N. H. Reek, *J. Am. Chem. Soc.*, 2012, **134**, 2860-2863.
- 149.V. F. Slagt, P. W. N. M. van Leeuwen and J. N. H. Reek, *Angew. Chem. Int. Ed.*, 2003, **42**, 5619-5623.
- 150.M. Dieguez, O. Pamies and C. Claver, *Tetrahedron Asymmetry*, 2004, **15**, 2113-2122.
- 151.Y. J. Yan, Y. X. Chi and X. M. Zhang, *Tetrahedron Asymmetry*, 2004, **15**, 2173-2175.
- 152.X.-B. Jiang, L. Lefort, P. E. Goudriaan, A. H. M. de Vries, P. W. N. M. van Leeuwen, J. G. de Vries and J. N. H. Reek, *Angew. Chem. Int. Ed.*, 2006, **45**, 1223-1227.
- 153.X.-B. Jiang, P. W. N. M. van Leeuwen and J. N. H. Reek, *Chem. Commun.*, 2007, 2287-2289.
- 154.P. E. Goudriaan, X.-B. Jang, M. Kuil, R. Lemmens, P. W. N. M. van Leeuwen and J. N. H. Reek, *Eur. J. Org. Chem.*, 2008, 6079-6092.
- 155.P. E. Goudriaan, M. Kuil, X.-B. Jiang, P. W. N. M. van Leeuwen and J. N. H. Reek, *Dalton Trans.*, 2009, 1801-1805.
- 156.V. F. Slagt, M. Roeder, P. C. J. Kamer, P. W. N. M. van Leeuwen and J. N. H. Reek, *J. Am. Chem. Soc.*, 2004, **126**, 4056-4057.
- 157.J. N. H. Reek, M. Röder, P. E. Goudriaan, P. C. J. Kamer, P. W. N. M. van Leeuwen and V. F. Slagt, *J. Organomet. Chem.*, 2005, **690**, 4505-4516.
- 158.J. M. Takacs, D. Sahadeva Reddy, S. A. Moteki, D. Wu and H. Palencia, *J. Am. Chem. Soc.*, 2004, **126**, 4494-4495.
- 159.For older examples of bimetallic catalysts that incorporate an assembling metal and a catalytic metal centre see references 159-164.F. Senocq, C. Randrianalimanana, A. Thorez, P. Kalck, R. Choukroun and D. Gervais, *J. Chem. Soc., Chem. Commun.*, 1984, 1376-1377.
- 160.R. Choukroun, A. Iraqi, D. Gervais, J.-C. Daran and Y. Jeannin, *Organometallics*, 1987, **6**, 1197-1201.
- 161.A. M. Trzeciak, J. J. Ziolkowski and R. Choukroun, *J. Mol. Cat. A: Chem.*, 1996, **110**, 135-139.
- 162.N. Wheatley and P. Kalck, *Chem. Rev.*, 1999, **99**, 3379-3419.
- 163.M. Quirnbach, A. Kless, J. Holz, V. Tararov and A. Börner, *Tetrahedron: Asymmetry*, 1999, **10**, 1803-1811.
- 164.Q. F. Mokuolu, P. A. Duckmanton, P. B. Hitchcock, C. Wilson, A. J. Blake, L. Shukla and J. B. Love, *Dalton Trans.*, 2004, 1960-1970.
- 165.J. M. Takacs, P. M. Hrvatin, D. S. Reddy and J. L. Clark, *New. J. Chem.*, 2005, **29**, 263-265.
- 166.J. M. Atkins, S. A. Moteki, S. G. DiMugno and J. M. Takacs, *Org. Lett.*, 2006, **8**, 2759-2762.
- 167.J. M. Takacs, K. Chaiseeda, S. A. Moteki, D. S. Reddy, D. Wu and K. Chandra, *Pure Appl. Chem.*, 2006, **78**, 501-509.
- 168.N. C. Thacker, S. A. Moteki and J. M. Takacs, *ACS Catal.*, 2012, **2**, 2743-2752.
- 169.S. A. Moteki and J. M. Takacs, *Angew. Chem. Int. Ed.*, 2008, **47**, 894-897.
- 170.S. A. Moteki, K. Toyama, Z. Liu, J. Ma, A. E. Holmes and J. M. Takacs, *Chem. Commun.*, 2012, **48**, 263-265.
- 171.D. Rivillo, H. Gulyas, J. Benet-Buchholz, E. C. Escudero-Adan, Z. Freixa and P. W. N. M. van Leeuwen, *Angew. Chem. Int. Ed.*, 2007, **46**, 7247-7250.
- 172.D. Rivillo, Universitat Rovira i Virgili, Tarragona, 2010.
- 173.P. W. N. M. van Leeuwen, D. Rivillo, M. Raynal and Z. Freixa, *J. Am. Chem. Soc.*, 2011, **133**, 18562-18565. The coordination of the chiral diol can dictate the chirality of the Ti centre (Δ , Λ) that transfers the chirality to the orientation of the *m*-aryl-diphenylphosphino groups (*Re/Si*).
- 174.A. Duursma, R. Hoen, J. Schuppan, R. Hulst, A. J. Minnaard and B. L. Feringa, *Org. Lett.*, 2003, **5**, 3111-3113.
- 175.E. Hartmann and R. M. Gschwind, *Angew. Chem. Int. Ed.*, 2013, **52**, 2350-2354.
- 176.References 176-178 deal with metal complexes for which the respective position of the monophosphine ligands (*cis/trans*) can be tuned through specific interaction with an additive; no catalytic applications. V. W.-W. Yam, X.-X. Lu and C.-C. Ko, *Angew. Chem. Int. Ed.*, 2003, **42**, 3385-3388.
- 177.X.-X. Lu, H.-S. Tang, C.-C. Ko, J. K.-Y. Wong, N. Zhu and V. W.-W. Yam, *Chem. Commun.*, 2005, 1572-1574.
- 178.D. J. M. Snelders, M. A. Siegler, L. S. von Chrzanowski, A. L. Spek, G. van Koten and R. J. M. K. Gebbink, *Dalton Trans.*, 2011, **40**, 2588-2600.
- 179.D. J. M. Snelders, G. van Koten and R. J. M. K. Gebbink, *Chem. Eur. J.*, 2011, **17**, 42-57.
- 180.W. A. Herrmann, J. Kellner and H. Riepl, *J. Organomet. Chem.*, 1990, **389**, 103-128.
- 181.R. Kreiter, R. J. M. K. Gebbink and G. van Koten, *Tetrahedron*, 2003, **59**, 3989-3997.
- 182.D. J. M. Snelders, R. Kreiter, J. J. Firet, G. van Koten and R. J. M. K. Gebbink, *Adv. Synth. Catal.*, 2008, **350**, 262-266.
- 183.D. J. M. Snelders, G. van Koten and R. J. M. K. Gebbink, *J. Am. Chem. Soc.*, 2009, **131**, 11407-11416.
- 184.I. T. Horváth, R. V. Kastrup, A. A. Oswald and E. J. Mozeleski, *Catal. Lett.*, 1989, **2**, 85-90.
- 185.H. Ding and B. E. Hanson, *J. Chem. Soc., Chem. Commun.*, 1994, 2747-2748.
- 186.H. Ding and B. E. Hanson, *J. Mol. Cat. A: Chem.*, 1995, **99**, 131-137.
- 187.H. Ding, B. E. Hanson and T. E. Glass, *Inorg. Chim. Acta*, 1995, **229**, 329-333.
- 188.D. J. Darensbourg and C. J. Bischoff, *Inorg. Chem.*, 1993, **32**, 47-53.
- 189.H. Gulyás, J. Benet-Buchholz, E. C. Escudero-Adan, Z. Freixa and P. W. M. N. van Leeuwen, *Chem. Eur. J.*, 2007, **13**, 3424-3430.
- 190.L. Pignataro, B. Lynikaite, J. Cvengros, M. Marchini, U. Piarulli and C. Gennari, *Eur. J. Org. Chem.*, 2009, 2539-2547.
- 191.G. Hattori, T. Hori, Y. Miyake and Y. Nishibayashi, *J. Am. Chem. Soc.*, 2007, **129**, 12930-12931.
- 192.Y. Li, Y. Feng, Y.-M. He, F. Chen, J. Pan and Q.-H. Fan, *Tetrahedron Lett.*, 2008, **49**, 2878-2881.
- 193.Y. Li, B. D. Ma, Y. M. He, F. Zhang and Q. H. Fan, *Chem. Asian J.*, 2010, **5**, 2454-2458.
- 194.For the influence of alkali cations on styrene hydroformylation reactions catalysed by rhodium complexes of bisphosphite ligands see references 194-196. S. B. Owens, Jr. and G. M. Gray, *Organometallics*, 2008, **27**, 4282-4287.
- 195.A. A. Kaisare, S. B. Owens, Jr., E. J. Valente and G. M. Gray, *J. Organomet. Chem.*, 2010, **695**, 1472-1479.
- 196.A. A. Kaisare, S. B. Owens, Jr., E. J. Valente and G. M. Gray, *J. Organomet. Chem.*, 2010, **695**, 2658-2666.
- 197.I. Mon, D. A. Jose and A. Vidal-Ferran, *Chem. Eur. J.*, 2013, **19**, 2720-2725.
- 198.C. Machut, J. Patrigeon, S. Tilloy, H. Bricout, F. Hapiot and E. Monflier, *Angew. Chem. Int. Ed.*, 2007, **46**, 3040-3042.
- 199.J. Patrigeon, F. Hapiot, M. Canipelle, S. Manuel and E. Monflier, *Organometallics*, 2010, **29**, 6668-6674.
- 200.For the various roles played by CDs in supramolecular catalysis see references 200 and 273: F. Hapiot, H. Bricout, S. Tilloy and E. Monflier, *Eur. J. Inorg. Chem.*, 2012, 1571-1578.
- 201.B. Lynikaite, J. Cvengroš, U. Piarulli and C. Gennari, *Tetrahedron Lett.*, 2008, **49**, 755-759.
- 202.O. Chuzel, C. Magnier-Bouvier and E. Schulz, *Tetrahedron: Asymmetry*, 2008, **19**, 1010-1019.
- 203.D. Didier and E. Schulz, *ChemCatChem*, 2011, **3**, 1880-1884.
- 204.D. Didier, C. Magnier-Bouvier and E. Schulz, *Adv. Synth. Catal.*, 2011, **353**, 1087-1095.
- 205.S. Jónsson, F. G. J. Odille, P.-O. Norrby and K. Wärnmark, *Chem. Commun.*, 2005, 549-551.
- 206.S. Jónsson, F. G. J. Odille, P.-O. Norrby and K. Wärnmark, *Org. Biomol. Chem.*, 2006, **4**, 1927-1948.
- 207.D.-Y. Ma, H. Norouzi-Arasi, E. Sheibani and K. Wärnmark, *ChemCatChem*, 2010, **2**, 629-632.

- 208.E. Sheibani and K. Wärnmark, *Org. Biomol. Chem.*, 2012, **10**, 2059-2067.
- 209.J. Park, K. Lang, K. A. Abboud and S. Hong, *J. Am. Chem. Soc.*, 2008, **130**, 16484-16485.
- 5 210.J. Park, K. Lang, K. A. Abboud and S. Hong, *Chem. Eur. J.*, 2011, **17**, 2236-2245.
- 211.For light-driven organometallic catalysis by heterooligonuclear complexes see reviews 211 and 212: S. Rau, D. Walther and J. G. Vos, *Dalton Trans.*, 2007, 915-919.
- 10 212.H. Ozawa and K. Sakai, *Chem. Commun.*, 2011, **47**, 2227-2242.
- 213.For examples of oligonuclear complexes prepared by a multi-step modification of the coordinated N or P ligands see references 213-218: M. Osawa, M. Hoshino and Y. Wakatsuki, *Angew. Chem. Int. Ed.*, 2001, **40**, 3472-3474.
- 15 214.J. Ekström, M. Abrahamson, C. Olson, J. Bergquist, F. B. Kaynak, L. Eriksson, L. Sun, H.-C. Becker, B. Åkermark, L. Hammarström and S. Ott, *Dalton Trans.*, 2006, 4599-4606.
- 215.H. Ozawa, M. Haga and K. Sakai, *J. Am. Chem. Soc.*, 2006, **128**, 4926-4927.
- 20 216.H. Ozawa, Y. Yokoyama, M. Haga and K. Sakai, *Dalton Trans.*, 2007, 1197-1206.
- 217.Y. Miyake, K. Nakajima, K. Sasaki, R. Saito, H. Nakanishi and Y. Nishibayashi, *Organometallics*, 2009, **28**, 5240-5243.
- 218.F. Li, Y. Jiang, B. B. Zhang, F. Huang, Y. Gao and L. C. Sun, *Angew. Chem. Int. Ed.*, 2012, **51**, 2417-2420.
- 25 219.For examples of oligonuclear complexes prepared by successive coordination of a metal catalyst and a sensitizer to a bridging ligand see references 219-226: S. Rau, B. Schaefer, D. Gleich, E. Anders, M. Rudolph, M. Friedrich, H. Goerls, W. Henry and J. G. Vos, *Angew. Chem. Int. Ed.*, 2006, **45**, 6215-6218.
- 30 220.M. Elvington, J. Brown, S. M. Arachchige and K. J. Brewer, *J. Am. Chem. Soc.*, 2007, **129**, 10644-10645.
- 221.A. Fihri, V. Artero, M. Razavet, C. Baffert, W. Leibl and M. Fontecave, *Angew. Chem. Int. Ed.*, 2008, **47**, 564-567.
- 35 222.W. M. Gao, J. H. Liu, W. N. Jiang, M. Wang, L. H. Weng, B. Åkermark and L. C. Sun, *C. R. Chimie*, 2008, **11**, 915-921.
- 223.A. Fihri, V. Artero, A. Pereira and M. Fontecave, *Dalton Trans.*, 2008, 5567-5569.
- 224.W. Z. Chen, F. N. Rein and R. C. Rocha, *Angew. Chem. Int. Ed.*, 2009, **48**, 9672-9675.
- 40 225.W. Z. Chen, F. N. Rein, B. L. Scott and R. C. Rocha, *Chem. Eur. J.*, 2011, **17**, 5595-5604.
- 226.D. M. Crokek, A. Metz, A. M. Müller, H. B. Gray, T. Horne, D. C. Horton, O. Poluektov, D. M. Tiede, R. T. Weber, W. L. Jarrett, J. D. Phillips and A. A. Holder, *Dalton Trans.*, 2012, **41**, 13060-13073.
- 45 227.A. J. Esswein and D. G. Nocera, *Chem. Rev.*, 2007, **107**, 4022-4047.
- 228.K. Sakai and H. Ozawa, *Coord. Chem. Rev.*, 2007, **251**, 2753-2766.
- 229.M. Wang, Y. Na, M. Gorlov and L. Sun, *Dalton Trans.*, 2009, 6458-6467.
- 50 230.A. M. Kluwer, R. Kapre, F. Hartl, M. Lutz, A. L. Spek, A. M. Brouwer, P. W. N. M. van Leeuwen and J. N. H. Reek, *Proc. Natl. Acad. Sci. USA*, 2009, **106**, 10460-10465.
- 231.A related system where the zinc-porphyrin platform interacted with a pyridine group attached to the dithiolate ligand, was previously reported (0.2 TON for the production of hydrogen from CF₃COOH): X. Li, M. Wang, S. Zhang, J. Pan, Y. Na, J. Liu, B. Åkermark and L. Sun, *J. Phys. Chem. B*, 2008, **112**, 8198-8202.
- 55 232.S. Jasimuddin, T. Yamada, K. Fukuju, J. Otsuki and K. Sakai, *Chem. Commun.*, 2010, **46**, 8466-8468.
- 60 233.N. Mourtzis, P. C. Carballada, M. Felici, R. J. M. Nolte, R. M. Williams, L. de Cola and M. C. Feiters, *Phys. Chem. Chem. Phys.*, 2011, **13**, 7903-7909.
- 234.P. C. Carballada, N. Mourtzis, M. Felici, S. Bonnet, R. J. M. Nolte, R. M. Williams, L. De Cola and M. C. Feiters, *Eur. J. Org. Chem.*, 2012, 6729-6736.
- 65 235.M. Kirch, J. M. Lehn and J. P. Sauvage, *Helv. Chim. Acta*, 1979, **62**, 1345-1384.
- 236.K. Kalyanasundaram, J. Kiwi and M. Grätzel, *Helv. Chim. Acta*, 1978, **61**, 2720-2730.
- 70 237.J. Kiwi and M. Grätzel, *Nature*, 1979, **281**, 657-658.
- 238.Y. Okuno, Y. Chiba and O. Yonemitsu, *J. Chem. Soc., Chem. Commun.*, 1984, 1638-1639.
- 239.C. A. Tolman, *Chem. Rev.*, 1977, **77**, 313-348.
- 240.C. A. Tolman, *J. Am. Chem. Soc.*, 1970, **92**, 2953-2956.
- 75 241.J. Powell, *J. Chem. Soc., Chem. Commun.*, 1989, 200-202.
- 242.W. P. Power and R. E. Wasylshen, *Inorg. Chem.*, 1992, **31**, 2176-2183.
- 243.E. Lindner, R. Fawzi, H. A. Mayer, K. Eichele and W. Hiller, *Organometallics*, 1992, **11**, 1033-1043.
- 80 244.W. Leitner, M. Buhl, R. Fornika, C. Six, W. Baumann, E. Dinjus, M. Kessler, C. Kruger and A. Rufinska, *Organometallics*, 1999, **18**, 1196-1206.
- 245.W. S. Knowles, *Acc. Chem. Res.*, 1983, **16**, 106-112.
- 246.M. T. Reetz and G. Mehler, *Angew. Chem. Int. Ed.*, 2000, **39**, 3889.
- 85 247.M. Van den Berg, A. J. Minnaard, E. P. Schudde, J. van Esch, A. H. M. De Vries and B. L. Feringa, *J. Am. Chem. Soc.*, 2000, **122**, 11539-11540.
- 248.C. Claver, E. Fernandez, A. Gillon, K. Heslop, D. J. Hyett, A. Martorell, A. G. Orpen and P. G. Pringle, *Chem. Commun.*, 2000, 961-962.
- 90 249.M. T. Reetz, T. Sell, A. Meiswinkel and G. Mehler, *Angew. Chem., Int. Ed.*, 2003, **42**, 790-793.
- 250.M. T. Reetz, G. Mehler and A. Meiswinkel, *Tetrahedron: Asymmetry*, 2004, **15**, 2165-2167.
- 95 251.M. T. Reetz and X. Li, *Angew. Chem. Int. Ed.*, 2005, **44**, 2959-2962.
- 252.G. J. H. Buisman, M. E. Martin, E. J. Vos, A. Klootwijk, P. C. J. Kamer and P. W. N. M. van Leeuwen, *Tetrahedron: Asymmetry*, 1995, **6**, 719-738.
- 253.M. Diéguez, A. Ruiz and C. Claver, *J. Org. Chem.*, 2002, **67**, 3796-3801.
- 100 254.S. R. Gilbertson, G. Chen and M. McLoughlin, *J. Am. Chem. Soc.*, 1994, **116**, 4481-4482.
- 255.M. B. Francis and E. N. Jacobsen, *Angew. Chem. Int. Ed.*, 1999, **38**, 937-941.
- 105 256.V. F. Slagt, P. C. J. Kamer, P. W. N. M. van Leeuwen and J. N. H. Reek, *J. Am. Chem. Soc.*, 2004, **126**, 1526-1536.
- 257.P. W. N. M. van Leeuwen and C. Claver, *Rhodium-Catalyzed Hydroformylation*, Kluwer Academic Publishers, Dordrecht, 2000.
- 258.M. Kuil, T. Soltner, P. W. N. M. van Leeuwen and J. N. H. Reek, *J. Am. Chem. Soc.*, 2006, **128**, 11344-11345.
- 110 259.T. Besset, D. W. Norman and J. N. H. Reek, *Adv. Synth. Catal.*, 2013, **355**, 348-352.
- 260.A. W. Kleij, M. Lutz, A. L. Spek, P. W. N. M. van Leeuwen and J. N. H. Reek, *Chem. Commun.*, 2005, 3661-3663.
- 115 261.A. W. Kleij, M. Kuil, D. M. Tooke, A. L. Spek and J. N. H. Reek, *Inorg. Chem.*, 2005, **44**, 7696-7698.
- 262.V. Bocokić, M. Lutz, A. L. Spek and J. N. H. Reek, *Dalton Trans.*, 2012, **41**, 3740-3750.
- 263.R. Bellini, S. H. Chikkali, G. Berthon-Gelloz and J. N. H. Reek, *Angew. Chem. Int. Ed.*, 2011, **50**, 7342-7345.
- 120 264.R. Bellini and J. N. H. Reek, *Chem. Eur. J.*, 2012, **18**, 7091-7099.
- 265.M. Rubio, E. Jellema, M. A. Siegler, A. L. Spek, J. N. H. Reek and B. de Bruin, *Dalton Trans.*, 2009, 8970-8976.
- 266.M. Rubio, M. A. Siegler, A. L. Spek and J. N. H. Reek, *Dalton Trans.*, 2010, **39**, 5432-5435.
- 125 267.G. A. Morris, S. T. Nguyen and J. T. Hupp, *J. Mol. Cat. A: Chem.*, 2001, **174**, 15-20.
- 268.J. Flapper and J. N. H. Reek, *Angew. Chem. Int. Ed.*, 2007, **46**, 8590-8592.
- 130 269.J. A. Fuentes, M. L. Clarke and A. M. Z. Slawin, *New J. Chem.*, 2008, **32**, 689-693.
- 270.K. Ohmatsu, M. Ito, T. Kunieda and T. Ooi, *Nature Chem.*, 2012, **4**, 473-477.
- 271.K. Ohmatsu, M. Ito, T. Kunieda and T. Ooi, *J. Am. Chem. Soc.*, 2013, **135**, 590-593.
- 135 272.M. Rueping, R. M. Koenigs and I. Atodiresei, *Chem. Eur. J.*, 2010, **16**, 9350-9365.
- 273.F. Hapiot, S. Tilloy and E. Monflier, *Chem. Rev.*, 2006, **106**, 767-781.
- 274.J. Bjerre, C. Rousseau, L. Marinescu and M. Bols, *Appl. Microbiol. Biotechnol.*, 2008, **81**, 1-11.
- 140 275.L. Caron, M. Canipelle, S. Tilloy, H. Bricout and E. Monflier, *Eur. J. Inorg. Chem.*, 2003, 595-599.
- 276.E. Monflier, H. Bricout, F. Hapiot, S. Tilloy, A. Aghmiz and Masdeu-Bultó, *Adv. Synth. Catal.*, 2004, **346**, 425-431.
- 145 277.C. Binkowski-Machut, M. Canipelle, H. Bricout, S. Tilloy, F. Hapiot and E. Monflier, *Eur. J. Inorg. Chem.*, 2006, 1611-1919.

- 278.E. Monflier, S. Tilloy, G. Fremy, Y. Castanet and A. Mortreux, *Tetrahedron Lett.*, 1995, **36**, 9481-9484.
- 279.L. Caron, H. Bricout, S. Tilloy, A. Ponchel, D. Landy, S. Fourmentin and E. Monflier, *Adv. Synth. Catal.*, 2004, **346**, 1449-1456.
- 280.L. Leclercq, F. Hapiot, S. Tilloy, K. Ramkisoensing, J. N. H. Reek, P. W. N. M. van Leeuwen and E. Monflier, *Organometallics*, 2005, **24**, 2070-2075.
- 281.L. Leclercq and A. R. Schmitzer, *Organometallics*, 2010, **29**, 3442-3449.
- 282.D. N. Tran, F. X. Legrand, S. Menuel, H. Bricout, S. Tilloy and E. Monflier, *Chem. Commun.*, 2012, **48**, 753-755.
- 283.R. Bellini and J. N. H. Reek, *Chem. Eur. J.*, 2012, **18**, 13510-13519.
- 284.P. Dydio, C. Rubay, T. Gadzikwa, M. Lutz and J. N. H. Reek, *J. Am. Chem. Soc.*, 2011, **133**, 17176-17179.
- 285.For the anion binding ability of the 7,7'-diamido-2,2'-diindolylmethane moiety see references 285-286: P. Dydio, T. Zieliński and J. Jurczak, *Chem. Commun.*, 2009, 4560-4562.
- 286.P. Dydio, T. Zieliński and J. Jurczak, *Org. Lett.*, 2010, **12**, 1076-1078.
- 287.H. C. Kolb, P. G. Andersson and K. B. Sharpless, *J. Am. Chem. Soc.*, 1994, **116**, 1278-1291.
- 288.K. B. Sharpless, *Tetrahedron*, 1994, **50**, 4235-4258.
- 289.E. J. Corey and M. C. Noe, *J. Am. Chem. Soc.*, 1996, **118**, 11038-11053.
- 290.D. W. Nelson, A. Gypser, P. T. Ho, H. C. Kolb, T. Kondo, H. L. Kwong, D. V. McGrath, A. E. Rubin, P. O. Norrby, K. P. Gable and K. B. Sharpless, *J. Am. Chem. Soc.*, 1997, **119**, 1840-1858.
- 291.A. J. DelMonte, J. Haller, K. N. Houk, K. B. Sharpless, D. A. Singleton, T. Strassner and A. A. Thomas, *J. Am. Chem. Soc.*, 1997, **119**, 9907-9908.
- 292.E. J. Corey, A. Guzman-Perez and M. C. Noe, *J. Am. Chem. Soc.*, 1994, **116**, 12109-12110.
- 293.E. J. Corey, M. C. Noe and S. Sarshar, *Tetrahedron Lett.*, 1994, **35**, 2861-2864.
- 294.E. J. Corey, A. Guzmanperez and M. C. Noe, *Tetrahedron Lett.*, 1995, **36**, 3481-3484.
- 295.D. A. Evans, K. T. Chapman and J. Bisaha, *J. Am. Chem. Soc.*, 1988, **110**, 1238-1256.
- 296.E. J. Corey and T.-P. Loh, *J. Am. Chem. Soc.*, 1991, **113**, 8966-8967.
- 297.E. J. Corey, T. P. Loh, T. D. Roper, M. D. Azimioara and M. C. Noe, *J. Am. Chem. Soc.*, 1992, **114**, 8290-8292.
- 298.Y. Hayashi, J. J. Rohde and E. J. Corey, *J. Am. Chem. Soc.*, 1996, **118**, 5502-5503.
- 299.E. J. Corey and J. J. Rohde, *Tetrahedron Lett.*, 1997, **38**, 37-40.
- 300.F. Doro, J. N. H. Reek and P. W. N. M. van Leeuwen, *Organometallics*, 2010, **29**, 4440-4447.
- 301.L. A. Castonguay, A. K. Rappé and C. J. Casewit, *J. Am. Chem. Soc.*, 1991, **113**, 7177-7183.
- 302.F. Li, Z. J. Zheng, J. Y. Shang, K. Z. Jiang, G. Q. Lai, J. X. Jiang and L. W. Xu, *Chem. Asian J.*, 2012, **7**, 2008-2013.
- 303.H. Nakajima, M. Yasuda, R. Takeda and A. Baba, *Angew. Chem. Int. Ed.*, 2012, **51**, 3867-3870.
- 304.S. France, M. H. Shah, A. Weatherwax, H. Wack, J. P. Roth and T. Lectka, *J. Am. Chem. Soc.*, 2005, **127**, 1206-1215.
- 305.For reviews dealing with cooperative homo- and heteromultimetallic catalysts see references 305-315: M. Shibusaki and H. Sasai, *Pure Appl. Chem.*, 1996, **68**, 523-530.
- 306.M. Shibusaki, H. Sasai and T. Arai, *Angew. Chem. Int. Ed. Engl.*, 1997, **36**, 1236-1256.
- 307.M. Shibusaki, M. Kanai and K. Funabashi, *Chem. Commun.*, 2002, 1989-1999.
- 308.M. Shibusaki and N. Yoshikawa, *Chem. Rev.*, 2002, **102**, 2187-2209.
- 309.M. Shibusaki, M. Kanai, S. Matsunaga and N. Kumagai, *Acc. Chem. Res.*, 2009, **42**, 1117-1127.
- 310.R. G. Konlsler, J. Karl and E. N. Jacobsen, *J. Am. Chem. Soc.*, 1998, **120**, 10780-10781.
- 311.H. Steinhagen and G. Helmchen, *Angew. Chem. Int. Ed. Engl.*, 1996, **35**, 2339-2342.
- 312.G. J. Rowlands, *Tetrahedron*, 2001, **57**, 1865-1882.
- 313.J.-A. Ma and D. Cahard, *Angew. Chem. Int. Ed.*, 2004, **43**, 4566-4583.
- 314.D. H. Paull, C. J. Abraham, M. T. Scerba, E. Alden-Danforth and T. Lectka, *Acc. Chem. Res.*, 2008, **41**, 655-663.
- 315.R. M. Haak, S. J. Wezenberg and A. W. Kleij, *Chem. Commun.*, 2010, **46**, 2713-2723.
- 316.H. Gröger, *Chem. Eur. J.*, 2001, **7**, 5247-5251.
- 317.Y.-M. Lin, J. Boucau, Z. Li, V. Casarotto, J. Lin, A. N. Nguyen and J. Ehrmantraut, *Org. Lett.*, 2007, **9**, 567-570.
- 318.For a review on bifunctional catalysts that combine a metal centre and a cinchona alkaloid scaffold see: L. Stegbauer, F. Sladojevich and D. J. Dixon, *Chem. Sci.*, 2012, **3**, 942-958.
- 319.A. Börner, J. Ward, K. Kortus and H. B. Kagan, *Tetrahedron: Asymmetry*, 1993, **4**, 2219-2228.
- 320.L. B. Fields and E. N. Jacobsen, *Tetrahedron: Asymmetry*, 1993, **4**, 2229-2240.
- 321.For *avant la lettre* examples of bifunctional metal catalysts see the following review and references therein: M. Sawamura and Y. Ito, *Chem. Rev.*, 1992, **92**, 857-871.
- 322.Y. Ito, M. Sawamura and T. Hayashi, *J. Am. Chem. Soc.*, 1986, **108**, 6405-6406.
- 323.Y. Ito, M. Sawamura and T. Hayashi, *Tetrahedron Lett.*, 1987, **28**, 6215-6218.
- 324.M. Sawamura, Y. Ito and T. Hayashi, *Tetrahedron Lett.*, 1990, **31**, 2723-2726.
- 325.T. Hayashi, M. Sawamura and Y. Ito, *Tetrahedron*, 1992, **48**, 1999-2012.
- 326.T. Hayashi, M. Kawano and Y. Ito, *J. Am. Chem. Soc.*, 1987, **109**, 7876-7878.
- 327.M. Yatagai, M. Zama, T. Yamagishi and M. Hida, *Chem. Lett.*, 1983, 1203-1206.
- 328.M. Yatagai, M. Zama, T. Yamagishi and M. Hida, *Bull. Chem. Soc. Jpn.*, 1984, **57**, 739-746.
- 329.T. Yamagishi, S. Ikeda, T. Egawa, M. Yamaguchi and M. Hida, *Bull. Chem. Soc. Jpn.*, 1990, **63**, 281-283.
- 330.M. Yamakawa, H. Ito and R. Noyori, *J. Am. Chem. Soc.*, 2000, **122**, 1466-1478.
- 331.R. Noyori, M. Yamakawa and S. Hashiguchi, *J. Org. Chem.*, 2001, **66**, 7931-7944.
- 332.M. Yamakawa, I. Yamada and R. Noyori, *Angew. Chem. Int. Ed.*, 2001, **40**, 2818-2821.
- 333.R. H. Morris, *Chem. Soc. Rev.*, 2009, **38**, 2282-2291.
- 334.S. E. Clapham and R. H. Morris, *Organometallics*, 2005, **24**, 479-481.
- 335.W. Baratta, M. Ballico, G. Chelucci, K. Siega and P. Rigo, *Angew. Chem. Int. Ed.*, 2008, **47**, 4362-4365.
- 336.W. Baratta, C. Barbato, S. Magnolia, K. Siega and P. Rigo, *Chem. Eur. J.*, 2010, **16**, 3201-3206.
- 337.W. Baratta, L. Fanfoni, S. Magnolia, K. Siega and P. Rigo, *Eur. J. Inorg. Chem.*, 2010, 1419-1423.
- 338.M. Bertoli, A. Choualeb, D. G. Gusev, A. J. Lough, Q. Major and B. Moore, *Dalton Trans.*, 2011, **40**, 8941-8949.
- 339.M. Bertoli, A. Choualeb, A. J. Lough, B. Moore, D. Spasyuk and D. G. Gusev, *Organometallics*, 2011, **30**, 3479-3482.
- 340.D. Spasyuk, S. Smith and D. G. Gusev, *Angew. Chem. Int. Ed.*, 2012, **51**, 2772-2775.
- 341.T. Ikariya and A. J. Blacker, *Acc. Chem. Res.*, 2007, **40**, 1300-1308.
- 342.M. Ito and T. Ikariya, *Chem. Commun.*, 2007, 5134-5142.
- 343.T. Ikariya and I. D. Gridnev, *Chem. Rec.*, 2009, **9**, 106-123.
- 344.T. Ikariya and I. D. Gridnev, *Top. Catal.*, 2010, **53**, 894-901.
- 345.For reactivity of protic-NHC complexes see the following reference and reference 379: V. Miranda-Soto, D. B. Grotjahn, A. L. Cooksy, J. A. Golen, C. E. Moore and A. L. Rheingold, *Angew. Chem. Int. Ed.*, 2011, **50**, 631-635.
- 346.K. Abdur-Rashid, S. E. Clapham, A. Hadzovic, J. N. Harvey, A. J. Lough and R. H. Morris, *J. Am. Chem. Soc.*, 2002, **124**, 15104-15118.
- 347.C. A. Sandoval, T. Ohkuma, N. Utsumi, K. Tsutsumi, K. Murata and R. Noyori, *Chem. Asian J.*, 2006, **1**, 102-110.
- 348.J. S. M. Samec, J. E. Backvall, P. G. Andersson and P. Brandt, *Chem. Soc. Rev.*, 2006, **35**, 237-248.
- 349.D. Di Tommaso, S. A. French and C. R. A. Catlow, *THEOCHEM*, 2007, **812**, 39-49.
- 350.D. Di Tommaso, S. A. French, A. Zanotti-Gerosa, F. Hancock, E. J. Palin and C. R. A. Catlow, *Inorg. Chem.*, 2008, **47**, 2674-2687.
- 351.H. Y. T. Chen, D. Di Tommaso, G. Hogarth and C. R. A. Catlow, *Dalton Trans.*, 2011, **40**, 402-412.
- 352.A different mechanism was proposed by Fan and co-workers for the hydrogenation of quinoline derivatives with [Ru(TsDPEN)(η^6 -arene)] complexes. In this case, a transition state is proposed in which the cationic Ru catalyst, the anion and the substrate interact through

- several secondary interactions (see Fig. 61)]: T. Wang, L.-G. Zhuo, Z. Li, F. Chen, Z. Ding, Y. He, Q.-H. Fan, J. Xiang, Z.-X. Yu and A. S. C. Chan, *J. Am. Chem. Soc.*, 2011, **133**, 9878-9891.
353. M. Watanabe, K. Murata and T. Ikariya, *J. Am. Chem. Soc.*, 2003, **125**, 7508-7509.
354. M. Watanabe, A. Ikagawa, H. Wang, K. Murata and T. Ikariya, *J. Am. Chem. Soc.*, 2004, **126**, 11148-11149.
355. T. Ikariya, H. Wang, M. Watanabe and K. Murata, *J. Organomet. Chem.*, 2004, **689**, 1377-1381.
356. R. Guo, R. H. Morris and D. Song, *J. Am. Chem. Soc.*, 2005, **127**, 516-517.
357. R. Guo, X. Chen, C. Elpelt, D. Song and R. H. Morris, *Org. Lett.*, 2005, **7**, 1757-1759.
358. H. Wang, M. Watanabe and T. Ikariya, *Tetrahedron Lett.*, 2005, **46**, 963-966.
359. S. E. Clapham, R. Guo, M. Z.-D. Iulii, N. Rasool, A. Lough and R. H. Morris, *Organometallics*, 2006, **25**, 5477-5486.
360. Y. Hasegawa, M. Watanabe, I. D. Gridnev and T. Ikariya, *J. Am. Chem. Soc.*, 2008, **130**, 2158-2159.
361. Y. Hasegawa, I. D. Gridnev and T. Ikariya, *Angew. Chem. Int. Ed.*, 2010, **49**, 8157-8160.
362. I. D. Gridnev, M. Watanabe, H. Wang and T. Ikariya, *J. Am. Chem. Soc.*, 2010, **132**, 16637-16650.
363. For the use of chiral TF-Biphosphos ligands in catalysis see the following reference and references therein: M. Wang, C.-J. Wang and Z. Lin, *Organometallics*, 2012, **31**, 7870-7876.
364. Z.-Y. Xue, Q.-H. Li, H.-Y. Tao and C.-J. Wang, *J. Am. Chem. Soc.*, 2011, **133**, 11757-11765.
365. D. B. Grotjahn, C. D. Incarvito and A. L. Rheingold, *Angew. Chem. Int. Ed.*, 2001, **40**, 3884-3887.
366. F. A. Jalon, B. R. Manzano, A. Caballero, M. C. Carrion, L. Santos, G. Espino and M. Moreno, *J. Am. Chem. Soc.*, 2005, **127**, 15364-15365.
367. D. B. Grotjahn and D. A. Lev, *J. Am. Chem. Soc.*, 2004, **126**, 12232-12233.
368. D. B. Grotjahn, *Top. Catal.*, 2010, **53**, 1009-1014.
369. T. Suzuki, M. Tokunaga and Y. Wakatsuki, *Org. Lett.*, 2001, **3**, 735-737.
370. D. B. Grotjahn, *Chem. Eur. J.*, 2005, **11**, 7146-7153.
371. D. B. Grotjahn, *Dalton Trans.*, 2008, 6497-6508.
372. D. B. Grotjahn, *Chem. Lett.*, 2010, **39**, 908-914.
373. T. Oshiki, H. Yamashita, K. Sawada, M. Utsunomiya, K. Takahashi and K. Takai, *Organometallics*, 2005, **24**, 6287-6290.
374. W. K. Fung, X. Huang, M. L. Man, S. M. Ng, M. Y. Hung, Z. Y. Lin and C. P. Lau, *J. Am. Chem. Soc.*, 2003, **125**, 11539-11544.
375. P. Daw, A. Sinha, S. M. W. Rahaman, S. Dinda and J. K. Bera, *Organometallics*, 2012, **31**, 3790-3797.
376. D. B. Grotjahn, C. R. Larsen, J. L. Gustafson, R. Nair and A. Sharma, *J. Am. Chem. Soc.*, 2007, **129**, 9592-9593.
377. G. Erdogan and D. B. Grotjahn, *J. Am. Chem. Soc.*, 2009, **131**, 10354-10355.
378. D. B. Grotjahn, J. E. Kraus, H. Amouri, M. N. Rager, A. L. Cooksy, A. J. Arita, S. A. Cortes-Llamas, A. A. Mallari, A. G. DiPasquale, C. E. Moore, L. M. Liable-Sands, J. D. Golen, L. N. Zakharov and A. L. Rheingold, *J. Am. Chem. Soc.*, 2010, **132**, 7919-7934.
379. N. Meier, F. E. Hahn, T. Pape, C. Siering and S. R. Waldvogel, *Eur. J. Inorg. Chem.*, 2007, 1210-1214.
380. For a review on pyrazole and protic-NHC complexes see: S. Kuwata and T. Ikariya, *Chem. Eur. J.*, 2011, **17**, 3542-3556.
381. L. Bellarosa, J. Díez, J. Gimeno, A. Lledós, F. J. Suárez, G. Ujaque and C. Vicent, *Chem. Eur. J.*, 2012, **18**, 7749-7765.
382. S. Otto and J. B. F. N. Engberts, *Pure Appl. Chem.*, 2000, **72**, 1365-1372.
383. Y. S. Jung and R. A. Marcus, *J. Am. Chem. Soc.*, 2007, **129**, 5492-5502.
384. X. Wu, J. Liu, D. Di Tommaso, J. A. Iggo, C. R. A. Catlow, J. Bacsa and J. Xiao, *Chem. Eur. J.*, 2008, **14**, 7699-7715.
385. M. A. Iron, E. Ben-Ari, R. Cohen and D. Milstein, *Dalton Trans.*, 2009, 9433-9439.
386. G. Kovacs, A. Lledós and G. Ujaque, *Organometallics*, 2010, **29**, 3252-3260.
387. M. R. DuBois and D. L. DuBois, *Chem. Soc. Rev.*, 2009, **38**, 62-72.
388. M. R. Dubois and D. L. Dubois, *Acc. Chem. Res.*, 2009, **42**, 1974-1982.
389. A. D. Wilson, R. K. Shoemaker, A. Miedaner, J. T. Muckerman, D. L. DuBois and M. R. DuBois, *Proc. Natl. Acad. Sci. U. S. A.*, 2007, **104**, 6951-6956.
390. A. D. Wilson, R. H. Newell, M. J. McNeven, J. T. Muckerman, M. R. DuBois and D. L. DuBois, *J. Am. Chem. Soc.*, 2006, **128**, 358-366.
391. J. Y. Yang, R. M. Bullock, W. J. Shaw, B. Twamley, K. Frazee, M. R. DuBois and D. L. DuBois, *J. Am. Chem. Soc.*, 2009, **131**, 5935-5945.
392. G. M. Jacobsen, J. Y. Yang, B. Twamley, A. D. Wilson, R. M. Bullock, M. R. DuBois and D. L. DuBois, *Energy Environ. Sci.*, 2008, **1**, 167-174.
393. D. R. Jensen, M. J. Schultz, J. A. Mueller and M. S. Sigman, *Angew. Chem. Int. Ed.*, 2003, **42**, 3810-3813.
394. J. A. Mueller, C. P. Goller and M. S. Sigman, *J. Am. Chem. Soc.*, 2004, **126**, 9724-9734.
395. B. A. Persson, A. L. E. Larsson, M. Le Ray and J. E. Backvall, *J. Am. Chem. Soc.*, 1999, **121**, 1645-1650.
396. B. L. Conley, M. K. Pennington-Boggio, E. Boz and T. J. Williams, *Chem. Rev.*, 2010, **110**, 2294-2312.
397. C. P. Casey, S. W. Singer, D. R. Powell, R. K. Hayashi and M. Kavana, *J. Am. Chem. Soc.*, 2001, **123**, 1090-1100.
398. C. P. Casey, G. A. Bikzhanova, Q. Cui and I. A. Guzei, *J. Am. Chem. Soc.*, 2005, **127**, 14062-14071.
399. C. P. Casey, S. E. Beetner and J. B. Johnson, *J. Am. Chem. Soc.*, 2008, **130**, 2285-2295.
400. A. Comas-Vives, G. Ujaque and A. Lledós, *Organometallics*, 2008, **27**, 4854-4863.
401. H. J. Knolker, E. Baum, H. Goesmann and R. Klaus, *Angew. Chem. Int. Ed.*, 1999, **38**, 2064-2066.
402. C. P. Casey and H. R. Guan, *J. Am. Chem. Soc.*, 2007, **129**, 5816-5817.
403. H. H. Zhang, D. Z. Chen, Y. H. Zhang, G. Q. Zhang and J. B. Liu, *Dalton Trans.*, 2010, **39**, 1972-1978.
404. T. Šmejkal and B. Breit, *Angew. Chem. Int. Ed.*, 2008, **47**, 311-315.
405. T. Šmejkal, D. Gribkov, J. Geier, M. Keller and B. Breit, *Chem. Eur. J.*, 2010, **16**, 2470-2478.
406. T. Šmejkal and B. Breit, *Angew. Chem. Int. Ed.*, 2008, **47**, 3946-3949.
407. L. Diab, T. Šmejkal, J. Geier and B. Breit, *Angew. Chem. Int. Ed.*, 2009, **48**, 8022-8026.
408. T. Hayashi, K. Kanehira, H. Tsuchiya and M. Kumada, *J. Chem. Soc., Chem. Commun.*, 1982, 1162-1164.
409. M. Sawamura, H. Nagata, H. Sakamoto and Y. Ito, *J. Am. Chem. Soc.*, 1992, **114**, 2586-2592.
410. M. Sawamura, Y. Nakayama, W.-M. Tang and Y. Ito, *J. Org. Chem.*, 1996, **61**, 9090-9096.
411. T. Hayashi, A. Yamamoto, T. Hagihara and Y. Ito, *Tetrahedron Lett.*, 1986, **27**, 191-194.
412. T. Hayashi, K. Kanehira, T. Hagihara and M. Kumada, *J. Org. Chem.*, 1988, **53**, 113-120.
413. T. Hayashi, A. Yamamoto, Y. Ito, E. Nishioka, H. Miura and K. Yanagi, *J. Am. Chem. Soc.*, 1989, **111**, 6301-6311.
414. T. Hayashi, K. Kishi, A. Yamamoto and Y. Ito, *Tetrahedron Lett.*, 1990, **31**, 1743-1746.
415. B. M. Trost, M. R. Machacek and A. Aponick, *Acc. Chem. Res.*, 2006, **39**, 747-760.
416. W. Zeng, G.-Y. Chen, Y.-G. Zhou and Y.-X. Li, *J. Am. Chem. Soc.*, 2007, **129**, 750-751.
417. A. Börner, *Eur. J. Inorg. Chem.*, 2001, 327-337 and references therein.
418. T. Hayashi, T. Mise and M. Kumada, *Tetrahedron Lett.*, 1976, **48**, 4351-4354.
419. T. Hayashi, K. Kanehira and M. Kumada, *Tetrahedron Lett.*, 1981, **22**, 4417-4420.
420. O. Riant, O. Samuel, T. Flessner, S. Taudien and H. B. Kagan, *J. Org. Chem.*, 1997, **62**, 6733-6745.
421. D. Carmichael, H. Doucet and J. M. Brown, *Chem. Commun.*, 1999, 261-262.
422. M. Livieri, F. Mancin, U. Tonellato and J. Chin, *Chem. Commun.*, 2004, 2862-2863.
423. G. Feng, J. C. Mareque-Rivas, R. T. M. de Rosales and N. H. Williams, *J. Am. Chem. Soc.*, 2005, **127**, 13470-13471.
424. G. Q. Feng, J. C. Mareque-Rivas and N. H. Williams, *Chem. Commun.*, 2006, 1845-1847.
425. G. Feng, D. Natale, R. Prabakaran, J. C. Mareque-Rivas and N. H. Williams, *Angew. Chem. Int. Ed.*, 2006, **45**, 7056-7059.

- 426.M. Livieri, F. Mancin, G. Saielli, J. Chin and U. Tonellato, *Chem. Eur. J.*, 2007, **13**, 2246-2256.
- 427.M. Wall, B. Linkletter, D. Williams, A.-M. Lebuis, R. C. Hynes and J. Chin, *J. Am. Chem. Soc.*, 1999, **121**, 4710-4711.
- 428.J. Chin, S. Chung and D. H. Kim, *J. Am. Chem. Soc.*, 2002, **124**, 10948.
- 429.D. Natale and J. C. Mareque-Rivas, *Chem. Commun.*, 2008, 425-437.
- 430.R. Bonomi, F. Selvestrel, V. Lombardo, C. Sissi, S. Polizzi, F. Mancin, U. Tonellato and P. Scrimin, *J. Am. Chem. Soc.*, 2008, **130**, 15744-15745.
- 431.E. Kövari and R. Kramer, *J. Am. Chem. Soc.*, 1996, **118**, 12704-12709.
- 432.Y. An, M.-L. Tong, L.-N. Ji and Z.-W. Mao, *Dalton Trans.*, 2006, 2066-2071.
- 433.J.-H. Li, J.-T. Wang, Z.-W. Mao and L.-N. Ji, *Inorg. Chem. Commun.*, 2008, **11**, 865-868.
- 434.J.-H. Li, J.-T. Wang, P. Hu, L.-Y. Zhang, Z.-N. Chen, Z.-W. Mao and L.-N. Ji, *Polyhedron*, 2008, **27**, 1898-1904.
- 435.J.-H. Li, J.-T. Wang, L.-Y. Zhang, Z.-N. Chen, Z.-W. Mao and L.-N. Ji, *Inorg. Chim. Acta*, 2009, **362**, 1918-1924.
- 436.H. Ait-Haddou, J. Sumaoka, S. L. Wiskur, J. F. Folmer-Andersen and E. V. Anslyn, *Angew. Chem. Int. Ed.*, 2002, **41**, 4014-4016.
- 437.J. He, J. Sun, Z.-W. Mao, L.-N. Ji and H. Sun, *J. Inorg. Biochem.*, 2009, **103**, 851-858.
- 438.J. He, P. Hu, Y.-J. Wang, M.-L. Tong, H. Sun, Z.-W. Mao and L.-N. Ji, *Dalton Trans.*, 2008, 3207-3214.
- 439.R. Bonomi, G. Saielli, U. Tonellato, P. Scrimin and F. Mancin, *J. Am. Chem. Soc.*, 2009, **131**, 11278-11279.
- 440.T. Kull, J. Cabrera and R. Peters, *Chem. Eur. J.*, 2010, **16**, 9132-9139.
- 441.S. Das, C. D. Incarvito, R. H. Crabtree and G. W. Brudvig, *Science*, 2006, **312**, 1941-1943.
- 442.S. Das, G. W. Brudvig and R. H. Crabtree, *Chem. Commun.*, 2008, 413-424.
- 443.S. Das, G. W. Brudvig and R. H. Crabtree, *J. Am. Chem. Soc.*, 2008, **130**, 1628-1637.
- 444.D. Balcells, P. Moles, J. D. Blakemore, C. Raynaud, G. W. Brudvig, R. H. Crabtree and O. Eisenstein, *Dalton Trans.*, 2009, 5989-6000.
- 445.J. F. Hull, E. L. O. Sauer, C. D. Incarvito, J. W. Faller, G. W. Brudvig and R. H. Crabtree, *Inorg. Chem.*, 2009, **48**, 488-495.
- 446.P. A. Ulmann, A. B. Braunschweig, O.-S. Lee, M. J. Wiestner, G. C. Schatz and C. A. Mirkin, *Chem. Commun.*, 2009, 5121-5123.
- 447.F. Voss, E. Herdtweck and T. Bach, *Chem. Commun.*, 2011, **47**, 2137-2139.
- 448.P. Fackler, C. Berthold, F. Voss and T. Bach, *J. Am. Chem. Soc.*, 2010, **132**, 15911-15913.
- 449.P. Fackler, S. M. Huber and T. Bach, *J. Am. Chem. Soc.*, 2012, **134**, 12869-12878.
- 450.Y. Chen, K. B. Fields and X. P. Zhang, *J. Am. Chem. Soc.*, 2004, **126**, 14718-14719.
- 451.Y. Chen and X. P. Zhang, *J. Org. Chem.*, 2007, **72**, 5931-5934.
- 452.Y. Chen, J. V. Ruppel and X. P. Zhang, *J. Am. Chem. Soc.*, 2007, **129**, 12074-12075.
- 453.S. F. Zhu, J. A. Perman and X. P. Zhang, *Angew. Chem. Int. Ed.*, 2008, **47**, 8460-8463.
- 454.S. Zhu, J. V. Ruppel, H. Lu, L. Wojtas and X. P. Zhang, *J. Am. Chem. Soc.*, 2008, **130**, 5042-5043.
- 455.W. I. Dzik, X. Xu, X. P. Zhang, J. N. H. Reek and B. de Bruin, *J. Am. Chem. Soc.*, 2010, **132**, 10891-10902.
- 456.P. Dydio, W. I. Dzik, M. Lutz, B. de Bruin and J. N. H. Reek, *Angew. Chem. Int. Ed.*, 2011, **50**, 396-400.
- 457.P. Dydio and J. N. H. Reek, *Angew. Chem. Int. Ed.*, 2013, **52**, 3878-3882.
- 458.For selected examples of supramolecular catalysis in the solid state see references 458-461: M. Pattabiraman, A. Natarajan, L. Kaanumalle and V. Ramamurthy, *Org. Lett.*, 2005, **7**, 529-532.
- 459.A. N. Sokolov, D.-K. Bučar, J. Baltrusaitis, S. X. Gu and L. R. MacGillivray, *Angew. Chem. Int. Ed.*, 2010, **49**, 4273-4277.
- 460.B. R. Bhogala, B. Captain, A. Parthasarathy and V. Ramamurthy, *J. Am. Chem. Soc.*, 2010, **132**, 13434-13442.
- 461.E. Elacqua, P. Kaushik, R. H. Groeneman, J. C. Sumrak, D. K. Bucar and L. R. MacGillivray, *Angew. Chem. Int. Ed.*, 2012, **51**, 1037-1041.
- 462.B. List, R. A. Lerner and C. F. Barbas III, *J. Am. Chem. Soc.*, 2000, **122**, 2395-2396.
- 463.K. A. Ahrendt, C. J. Borths and D. W. C. MacMillan, *J. Am. Chem. Soc.*, 2000, **122**, 4243-4244.
- 464.For general reviews on organocatalysis including aminocatalysis see references 464-468: P. I. Dalko and L. Moisan, *Angew. Chem. Int. Ed.*, 2004, **43**, 5138-5175.
- 465.M. J. Gaunt, C. C. C. Johansson, A. McNally and N. T. Vo, *Drug Discovery Today*, 2007, **12**, 8-27.
- 466.A. Dondoni and A. Massi, *Angew. Chem. Int. Ed.*, 2008, **47**, 4638-4660.
- 467.P. Melchiorre, M. Marigo, A. Carlone and G. Bartoli, *Angew. Chem. Int. Ed.*, 2008, **47**, 6138-6171.
- 468.A. Erkkilä, I. Majander and P. M. Pihko, *Chem. Rev.*, 2007, **107**, 5416-5470 and references therein.
- 469.L. Zhang and S. Luo, *Synlett*, 2012, **23**, 1575-1589.
- 470.D. B. Ramachary, R. Sakthidevi and K. S. Shruithi, *Chem. Eur. J.*, 2012, **18**, 8008-8012.
- 471.For general reviews on catalytic systems that combine a metal catalyst and an organocatalyst see references 52, 53, 272 and 471-475: Z. Shao and H. Zhang, *Chem. Soc. Rev.*, 2009, **38**, 2745-2755.
- 472.C. Zhong and X. Shi, *Eur. J. Org. Chem.*, 2010, 2999-3025.
- 473.Z. Yu, W. Jin and Q. Jiang, *Angew. Chem. Int. Ed.*, 2012, **51**, 6060-6072.
- 474.A. E. Allen and D. W. C. MacMillan, *Chem. Sci.*, 2012, **3**, 633-658.
- 475.Z. Du and Z. Shao, *Chem. Soc. Rev.*, 2013, **42**, 1337-1378.
- 476.H. Xu, S. J. Zuend, M. G. Woll, Y. Tao and E. N. Jacobsen, *Science*, 2010, **327**, 986-990.
- 477.A. Sakakura, M. Sakuma and K. Ishihara, *Org. Lett.*, 2011, **13**, 3130-3133.
- 478.S. E. Denmark and M. T. Burk, *Org. Lett.*, 2012, **14**, 256-259.
- 479.D. Leow and C.-H. Tan, *Synlett*, 2010, **11**, 1589-1605.
- 480.Y. Takemoto, *Chem. Pharm. Bull.*, 2010, **58**, 593-601.
- 481.Z. Zhang and P. R. Schreiner, *Chem. Soc. Rev.*, 2009, **38**, 1187-1198.
- 482.Y. Takemoto, *Org. Biomol. Chem.*, 2005, **3**, 4299-4306.
- 483.M. Terada, *Synthesis*, 2010, 1929-1982.
- 484.Chiral phosphate anion can also act as a bridge between imine substrates and the Hantzsch ester: L. Simon and J. M. Goodman, *J. Am. Chem. Soc.*, 2008, **130**, 8741-8747.
- 485.For papers dealing with the controversial mode of action of chiral phosphoric acids see references 485-487: M. Hatano, K. Moriyama, T. Maki and K. Ishihara, *Angew. Chem. Int. Ed.*, 2010, **49**, 3823-3826.
- 486.F. Drouet, C. Lalli, H. Liu, G. Masson and J. Zhu, *Org. Lett.*, 2011, **13**, 94-97.
- 487.M. Fleischmann, D. Drettwan, E. Sugiono, M. Rueping and R. M. Gschwind, *Angew. Chem. Int. Ed.*, 2011, **50**, 6364-6369.
- 488.S. J. Connon, *Chem. Commun.*, 2008, 2499-2510.
- 489.T. Marcelli and H. Hiemstra, *Synthesis*, 2010, **8**, 1229-1279.
- 490.K. Ohmatsu, M. Kiyokawa and T. Ooi, *J. Am. Chem. Soc.*, 2011, **133**, 1307-1309.
- 491.For early examples of achiral templates, see references 491-494: J. Wolfe, D. Nemeth, A. Costero and J. Rebek, Jr., *J. Am. Chem. Soc.*, 1988, **110**, 983-984.
- 492.T. R. Kelly, C. Zhao and G. J. Bridger, *J. Am. Chem. Soc.*, 1989, **111**, 3744-3745.
- 493.T. R. Kelly, G. J. Bridger and C. Zhao, *J. Am. Chem. Soc.*, 1990, **112**, 8024-8034.
- 494.P. Tecilla, S.-K. Chang and A. D. Hamilton, *J. Am. Chem. Soc.*, 1990, **112**, 9586-9590.
- 495.D. M. Bassani, V. Darcos, S. Mahony and J.-P. Desvergne, *J. Am. Chem. Soc.*, 2000, **122**, 8795-8796.
- 496.N. McCleanaghan, C. Absalon and D. M. Bassani, *J. Am. Chem. Soc.*, 2003, **125**, 13004-13005.
- 497.B. Grosch, C. N. Orlebar, E. Herdtweck, W. Massa and T. Bach, *Angew. Chem. Int. Ed.*, 2003, **42**, 3693-3696.
- 498.V. Darcos, K. Griffith, X. Sallenave, J.-P. Desvergne, C. Guyard-Duhayon, B. Hasenknopf and D. M. Bassani, *Photochem. Photobiol. Sci.*, 2003, **2**, 1152-1161.
- 499.B. Grosch, C. N. Orlebar, E. Herdtweck, M. Kaneda, T. Wada, Y. Inoue and T. Bach, *Chem. Eur. J.*, 2004, **10**, 2179-2189.
- 500.T. Aechtner, M. Dressel and T. Bach, *Angew. Chem. Int. Ed.*, 2004, **43**, 5849-5851.
- 501.A. Bauer, F. Westkämper, S. Grimme and T. Bach, *Nature*, 2005, **436**, 1139-1140.
- 502.J.-i. Mizoguchi, Y. Kawanami, T. Wada, K. Kodama, K. Anzai, T. Yanagi and Y. Inoue, *Org. Lett.*, 2006, **8**, 6051-6054.

503. C. Müller, A. Bauer and T. Bach, *Angew. Chem. Int. Ed.*, 2009, **48**, 6640-6642.
504. K. A. B. Austin, E. Herdtweck and T. Bach, *Angew. Chem. Int. Ed.*, 2011, **50**, 8416-8419.
505. C. Müller, A. Bauer, M. M. Maturi, M. C. Cuquerella, M. A. Miranda and T. Bach, *J. Am. Chem. Soc.*, 2011, **133**, 16689-16697.
506. D. Uraguchi, K. Koshimoto and T. Ooi, *J. Am. Chem. Soc.*, 2008, **130**, 10878-10879.
507. D. Uraguchi, K. Koshimoto, S. Miyake and T. Ooi, *Angew. Chem. Int. Ed.*, 2010, **49**, 5567-5569.
508. D. Uraguchi, K. Koshimoto and T. Ooi, *J. Am. Chem. Soc.*, 2012, **134**, 6972-6975.
509. Y. A. Cheng, T. Chen, C. K. Tan, J. J. Heng and Y. Y. Yeung, *J. Am. Chem. Soc.*, 2012, **134**, 16492-16495.
510. V. Rauniyar, A. D. Lackner, G. L. Hamilton and F. D. Toste, *Science*, 2010, **334**, 1681-1684.
511. R. J. Phipps, K. Hiramatsu and F. D. Toste, *J. Am. Chem. Soc.*, 2012, **134**, 8376-8379.
512. C. K. De, E. G. Klauber and D. Seidel, *J. Am. Chem. Soc.*, 2009, **131**, 17060-17061.
513. N. Mittal, D. X. Sun and D. Seidel, *Org. Lett.*, 2012, **14**, 3084-3087.
514. E. G. Klauber, C. K. De, T. K. Shah and D. Seidel, *J. Am. Chem. Soc.*, 2010, **132**, 13624-13626.
515. C. K. De and D. Seidel, *J. Am. Chem. Soc.*, 2011, **133**, 14538-14541.
516. C. K. De, N. Mittal and D. Seidel, *J. Am. Chem. Soc.*, 2011, **133**, 16802-16805.
517. C. Min, N. Mittal, C. K. De and D. Seidel, *Chem. Commun.*, 2012, **48**, 10853-10855.
518. J. W. Lee, H. Yan, H. B. Jang, H. K. Kim, S.-W. Park, S. Lee, D. Y. Chi and C. E. Song, *Angew. Chem. Int. Ed.*, 2009, **48**, 7683-7686.
519. H. Yan, H. B. Jang, J.-W. Lee, H. K. Kim, S. W. Lee, J. W. Yang and C. E. Song, *Angew. Chem. Int. Ed.*, 2010, **49**, 8915-8917.
520. K. Sakthivel, W. Notz, T. Bui and C. F. Barbas III, *J. Am. Chem. Soc.*, 2001, **123**, 5260-5267.
521. S. Bahmanyar and K. N. Houk, *J. Am. Chem. Soc.*, 2001, **123**, 11273-11283.
522. L. Hoang, S. Bahmanyar, K. N. Houk and B. List, *J. Am. Chem. Soc.*, 2003, **125**, 16-17.
523. C. Allemann, R. Gordillo, F. R. Clemente, P. H. Y. Cheong and K. N. Houk, *Acc. Chem. Res.*, 2004, **37**, 558-569.
524. C. F. Barbas, *Angew. Chem. Int. Ed.*, 2008, **47**, 42-47.
525. R. K. Kunz and D. W. C. MacMillan, *J. Am. Chem. Soc.*, 2005, **127**, 3240-3241.
526. R. R. Shaikh, A. Mazzanti, M. Petrini, G. Bartoli and P. Melchiorre, *Angew. Chem. Int. Ed.*, 2008, **47**, 8707-8710.
527. T. Mandal and C.-G. Zhao, *Angew. Chem. Int. Ed.*, 2008, **47**, 7714-7717.
528. S. Muramulla and C.-G. Zhao, *Tetrahedron Lett.*, 2011, **52**, 3905-3908.
529. D. Sinha, T. Mandal, S. Gogoi, J. J. Goldman and J. C. G. Zhao, *Chinese J. Chem.*, 2012, **30**, 2624-2630.
530. D.-Q. Xu, H.-D. Yue, S.-P. Luo, A.-B. Xia, S. Zhang and Z.-Y. Xu, *Org. Biomol. Chem.*, 2008, **6**, 2054-2057.
531. A.-B. Xia, D.-Q. Xu, S.-P. Luo, J.-R. Jiang, J. Tang, Y.-F. Wang and Z.-Y. Xu, *Chem. Eur. J.*, 2010, **16**, 801-804.
532. Z.-B. Li, S.-P. Luo, Y. Guo, A.-B. Xia and D.-Q. Xu, *Org. Biomol. Chem.*, 2010, **8**, 2505-2508.
533. S. Mayer and B. List, *Angew. Chem. Int. Ed.*, 2006, **45**, 4193-4195.
534. X. Wang and B. List, *Angew. Chem. Int. Ed.*, 2008, **47**, 1119-1122.
535. N. J. A. Martin and B. List, *J. Am. Chem. Soc.*, 2006, **128**, 13368-13369.
536. Y. Wang, T. Y. Yu, H. B. Zhang, Y. C. Luo and P. F. Xu, *Angew. Chem. Int. Ed.*, 2012, **51**, 12339-12342.
537. For example of enamine catalysts that benefit from the presence of acid additives see references 537-538: S. Bertelsen, N. Halland, S. Bachmann, M. Marigo, A. Braunton and K. A. Jørgensen, *Chem. Commun.*, 2005, 4821-4823.
538. T. J. Peelen, Y. Chi and S. H. Gellman, *J. Am. Chem. Soc.*, 2005, **127**, 11598-11599.
539. Y. Zhou and Z. Shan, *J. Org. Chem.*, 2006, **71**, 9510-9512.
540. Ö. Reis, S. Eymur, B. Reis and A. S. Demir, *Chem. Commun.*, 2009, 1088-1090.
541. A. S. Demir and S. Eymur, *Tetrahedron: Asymmetry*, 2010, **21**, 112-115.
542. X. Companyó, G. Valero, L. Crovotto, A. Moyano and R. Rios, *Chem. Eur. J.*, 2009, **15**, 6564-6568.
543. N. El-Hamdouni, X. Companyó, R. Rios and A. Moyano, *Chem. Eur. J.*, 2010, 1142-1148.
544. S. L. Poe, A. R. Bogdan, B. P. Mason, J. L. Steinbacher, S. M. Opalka and D. T. McQuade, *J. Org. Chem.*, 2009, **74**, 1574-1580.
545. M. Bella, D. M. S. Schietroma, P. P. Cusella, T. Gasperi and V. Visca, *Chem. Commun.*, 2009, 597-599.
546. G. Ma, A. Bartoszewicz, I. Ibrahim and A. Córdova, *Adv. Synth. Catal.*, 2011, **353**, 3114-3122.
547. M. L. Clarke and J. A. Fuentes, *Angew. Chem. Int. Ed.*, 2007, **46**, 930-933.
548. J. A. Fuentes, T. Lebl, A. M. Z. Slawin and M. L. Clarke, *Chem. Sci.*, 2011, **2**, 1997-2005.
549. S. Bertelsen, M. Marigo, S. Brandes, P. Dinér and K. A. Jørgensen, *J. Am. Chem. Soc.*, 2006, **128**, 12973-12980.
550. G. Bergonzini, S. Vera and P. Melchiorre, *Angew. Chem. Int. Ed.*, 2010, **49**, 9685-9688.
551. Z. Shen, J. Ma, Y. Liu, C. Jiao, M. Li and Y. Zhang, *Chirality*, 2005, **17**, 556-558.
552. J. Huang, X. Zhang and D. W. Armstrong, *Angew. Chem. Int. Ed.*, 2007, **46**, 9073-9077.
553. K. Liu, D. Häussinger and W.-D. Woggon, *Synlett*, 2007, **14**, 2298-2300.
554. A.-B. Xia, D.-Q. Xu, C. Wu, L. Zhao and Z.-Y. Wu, *Chem. Eur. J.*, 2012, **18**, 1055-1059.
555. D. Q. Xu, S. P. Luo, Y. F. Wang, A. B. Xia, H. D. Yue, L. P. Wang and Z. Y. Xu, *Chem. Commun.*, 2007, 4393-4395.
556. B. M. Nugent, R. A. Yoder and J. N. Johnston, *J. Am. Chem. Soc.*, 2004, **126**, 3418-3419.
557. A. Singh, R. A. Yoder, B. Shen and J. N. Johnston, *J. Am. Chem. Soc.*, 2007, **129**, 3466-3467.
558. M. C. Dobish and J. N. Johnston, *J. Am. Chem. Soc.*, 2012, **134**, 6068-6071.
559. For reviews on combined acid catalysis see references 559-560: H. Ishibashi, K. Ishihara and H. Yamamoto, *Chem. Rec.*, 2002, **2**, 177-188.
560. H. Yamamoto and K. Futatsugi, *Angew. Chem. Int. Ed.*, 2005, **44**, 1924-1942.
561. M. Hatano, T. Mizuno, A. Izumiseki, R. Usami, T. Asai, M. Akakura and K. Ishihara, *Angew. Chem. Int. Ed.*, 2011, **50**, 12189-12192.
562. M. Hatano and K. Ishihara, *Chem. Commun.*, 2012, **48**, 4273-4283.
563. D. Uraguchi, Y. Ueki and T. Ooi, *Science*, 2009, **326**, 120-123.
564. H. Zhou, Z. Li, Z. Wang, T. Wang, L. Xu, Y. He, Q.-H. Fan, J. Pan, L. Gu and A. S. C. Chan, *Angew. Chem. Int. Ed.*, 2008, **47**, 8464-8467.
565. Z. J. Wang, H. F. Zhou, T. L. Wang, Y. M. He and Q. H. Fan, *Green Chem.*, 2009, **11**, 767-769.
566. M. Arthuis, R. Beaud, V. Gandon and E. Roulland, *Angew. Chem. Int. Ed.*, 2012, **51**, 10510-10514.
567. D. Chen, M. Schmitkamp, G. Franciò, J. Klankermayer and W. Leitner, *Angew. Chem. Int. Ed.*, 2008, **47**, 7339-7341.
568. S. Z. Luo, L. Zhang and J. P. Cheng, *Chem. Eur. J.*, 2009, **4**, 1184-1195.
569. For seminal examples of asymmetric catalysts that may involve chirality transfer from a non-coordinated chiral anion to an achiral metal complex see references 569-572: H. Alper and N. Hamel, *J. Am. Chem. Soc.*, 1990, **112**, 2803-2804.
570. D. B. Llewellyn, D. Adamson and B. A. Arndtsen, *Org. Lett.*, 2000, **2**, 4165-4168.
571. M. C. Lacasse, C. Poulard and A. B. Charette, *J. Am. Chem. Soc.*, 2005, **127**, 12440-12441.
572. V. Komanduri and M. J. Krische, *J. Am. Chem. Soc.*, 2006, **128**, 16448-16449.
573. J. Lacour and V. Hebbe-Viton, *Chem. Soc. Rev.*, 2003, **32**, 373-382.
574. G. L. Hamilton, E. J. Kang, M. Mba and F. D. Toste, *Science*, 2007, **317**, 496-499.
575. M. Barbazanges, M. Augé, J. Moussa, H. Amouri, C. Aubert, C. Desmarest, L. Fensterbank, V. Gandon, M. Malacria and C. Ollivier, *Chem. Eur. J.*, 2011, **17**, 13789-13794.
576. R. L. LaLonde, Z. J. Wang, M. Mba, A. D. Lackner and F. D. Toste, *Angew. Chem. Int. Ed.*, 2010, **49**, 598-601.

- 577.R. L. LaLonde, B. D. Sherry, E. J. Kang and F. D. Toste, *J. Am. Chem. Soc.*, 2007, **129**, 2452-2453. 75
- 578.J. H. Kim, S.-W. Park, S. R. Park, S. Lee and E. J. Kang, *Chem. Asian J.*, 2011, **6**, 1982-1986.
- 579.K. Aikawa, M. Kojima and K. Mikami, *Adv. Synth. Catal.*, 2010, **352**, 3131-3135.
- 580.S. Liao and B. List, *Angew. Chem. Int. Ed.*, 2010, **49**, 628-631. 80
- 581.S. Liao and B. List, *Adv. Synth. Catal.*, 2012, **354**, 2363-2367.
- 582.L. Kurti, M. M. Blewett and E. J. Corey, *Org. Lett.*, 2009, **11**, 4592-4595.
- 583.For reviews dealing with the chiral counteranion strategy applied to catalysis and possible mode of action see references 52, 53, 272 and 583: J. Lacour and D. Moraleda, *Chem. Commun.*, 2009, 7073-7089.
- 584.B. G. Zhao, H. F. Du and Y. A. Shi, *J. Org. Chem.*, 2009, **74**, 8392-8395.
- 585.R. Yazaki, N. Kumagai and M. Shibasaki, *J. Am. Chem. Soc.*, 2010, **132**, 10275-10277.
- 586.D. Chen, B. Sundararaju, R. Krause, J. Klankermayer, P. H. Dixneuf and W. Leitner, *ChemCatChem*, 2010, **2**, 55-57.
- 587.G. X. Jiang and B. List, *Chem. Commun.*, 2011, **47**, 10022-10024.
- 588.G. Jiang, R. Halder, Y. Fang and B. List, *Angew. Chem. Int. Ed.*, 2011, **50**, 9752-9755.
- 589.B. Guo, G. Schwarzwald and J. T. Njardarson, *Angew. Chem. Int. Ed.*, 2012, **51**, 5675-5678.
- 590.Z. Chai and T. J. Rainey, *J. Am. Chem. Soc.*, 2012, **134**, 3615-3618.
- 591.J. R. Zbieg, E. Yamaguchi, E. L. McInturf and M. J. Krische, *Science*, 2012, **336**, 324-327.
- 592.S. Mukherjee and B. List, *J. Am. Chem. Soc.*, 2007, **129**, 11336-11337.
- 593.G. Jiang and B. List, *Angew. Chem. Int. Ed.*, 2011, **50**, 9471-9474.
- 594.W.-H. Hu, X.-F. Xu, J. Zhou, W.-J. Liu, H.-X. Huang, J. Hu, L.-P. Yang and L.-Z. Gong, *J. Am. Chem. Soc.*, 2008, **130**, 7782-7783.
- 595.X. F. Xu, J. Zhou, L. P. Yang and W.-H. Hu, *Chem. Commun.*, 2008, 6564-6566.
596. J. Jiang, H.-D. Xu, J.-B. Xi, B.-Y. Ren, F.-P. Lv, X. Guo, L.-Q. Jiang, Z.-Y. Zhang and W.-H. Hu, *J. Am. Chem. Soc.*, 2011, **133**, 8428-8431.
- 597.M. Rueping, A. P. Antonchick and C. Brinkmann, *Angew. Chem. Int. Ed.*, 2007, **46**, 6903-6906.
- 598.Y. D. Lu, T. C. Johnstone and B. A. Arndtsen, *J. Am. Chem. Soc.*, 2009, **131**, 11284-11285.
- 599.S. Zhou, S. Fleischer, K. Junge and M. Beller, *Angew. Chem. Int. Ed.*, 2011, **50**, 5120-5124.
- 600.C. Q. Li, C. Wang, B. Villa-Marcos and J. L. Xiao, *J. Am. Chem. Soc.*, 2008, **130**, 14450-14451.
- 601.M. Rueping and R. M. Koenigs, *Chem. Commun.*, 2011, **47**, 304-306.
- 602.Enantioselective Povarov reactions can also be achieved by means of chiral Brønsted acid catalysts see references 602-603: T. Akiyama, H. Morita and K. Fuchibe, *J. Am. Chem. Soc.*, 2006, **128**, 13070-13071.
- 603.H. Liu, G. Dagousset, G. Masson, P. Retailleau and J. P. Zhu, *J. Am. Chem. Soc.*, 2009, **131**, 4598-4599.
- 604.M. T. Reetz, *Angew. Chem. Int. Ed.*, 2008, **47**, 2556-2588.
- 605.K. N. Houk and P. H.-Y. Cheong, *Nature*, 2008, **455**, 309-313.

55

60

65

70