



HAL
open science

Ruthenium-Catalyzed C-H Arylation and Alkenylation of Furfural Imines with Boronates

Filipa Siopa, Valérie-Anne Ramis Cladera, Carlos Alberto Mateus Afonso, Julie Oble, Giovanni Poli

► **To cite this version:**

Filipa Siopa, Valérie-Anne Ramis Cladera, Carlos Alberto Mateus Afonso, Julie Oble, Giovanni Poli. Ruthenium-Catalyzed C-H Arylation and Alkenylation of Furfural Imines with Boronates. *European Journal of Organic Chemistry*, 2018, 2018 (44), pp.6101-6106. 10.1002/ejoc.201800767. hal-01975395

HAL Id: hal-01975395

<https://hal.sorbonne-universite.fr/hal-01975395>

Submitted on 9 Jan 2019

HAL is a multi-disciplinary open access archive for the deposit and dissemination of scientific research documents, whether they are published or not. The documents may come from teaching and research institutions in France or abroad, or from public or private research centers.

L'archive ouverte pluridisciplinaire **HAL**, est destinée au dépôt et à la diffusion de documents scientifiques de niveau recherche, publiés ou non, émanant des établissements d'enseignement et de recherche français ou étrangers, des laboratoires publics ou privés.

Ruthenium-Catalyzed C-H Arylation and Alkenylation of Furfural Imines with Boronates

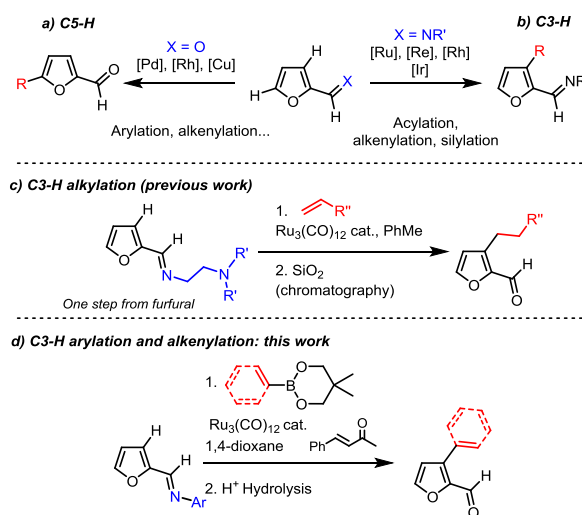
Filipa Siopa,^[a,b] Valérie-Anne Ramis Cladera,^[a] Carlos Alberto Mateus Afonso,^[b] Julie Oble,^{*[a]} and Giovanni Poli^{*[a]}

Abstract: A Ru(0)-catalyzed direct C-H arylation and alkenylation of furfural imines with aryl- or alkenyl-boronates, in the presence of benzylideneacetone as a sacrificial hydride acceptor, is disclosed. This reaction provides access, after hydrolysis, to C3-arylated or vinylated furfural derivatives, and thus valorizes these relevant building-blocks obtained from lignocellulosic biomass. This approach, involving C-H activation by a Ru(0)/Ru(II) cycle offers several advantages, notably simple, mild and neutral reaction conditions.

Introduction

Over the past decade, environmentally benign organic reactions featuring the direct functionalization of non-activated C-H bonds have emerged to maximize the step- as well as the atom-economy of a synthetic route.^[1] Furthermore, the implementation of these catalytic C-H transformations on renewable feedstocks is becoming an attractive strategy that paves the way toward greener chemical supplies by merging two eco-compatible approaches. In particular, lignocellulosic biomass valorization has recently received significant attention as an alternative to the shortage of petroleum resources, for the sustainable production of chemicals and bio-fuels.^[2] Furfural **1**^[3] and 5-(hydroxymethyl)furfural (HMF) **2**,^[4] readily obtained by cyclodehydration of abundant natural carbohydrate materials, are among the most important unsaturated bulk available from biomass. Thus, efficient transformations of **1** and **2** into more complex chemicals and fuels,^[5,6] as well as applications of these molecules in the fields of polymers^[7] and pharmaceuticals,^[4] represent highly desirable projects. Some transition metal (TM)-catalyzed direct C-H functionalizations of furfural have been reported. Most of these studies addressed the functionalization at the C5 position of the furan ring (arylation,^[8] alkylation,^[9] alkenylation^[10] and alkynylation^[11]) (Scheme 1a). In contrast, C3-H functionalization via directing groups that force the natural C5 preference has been much less studied (Scheme 1b).^[12] For our part, we recently reported a directed Ru(0)-catalyzed addition of vinylsilanes (Murai reaction) to furfural imines, leading to C3-alkylated furfurals (Scheme 1c).^[13] We now describe the Ru(0)-catalyzed^[14] C3-H arylation and alkenylation of furfural imines

with boronate derivatives (Scheme 1d). The adopted protocol takes inspiration from the reported Ru(0)-catalyzed C-H arylations (or alkenylations) of aryl-ketones,^[15] amides,^[16] nitriles^[17] and imines,^[18] which make use of a sacrificial hydride scavenger to prevent the reduction of the directing group by the in situ generated Ru-H species. Pinacolone is the most common hydride acceptor, while benzylideneacetone (BA) has been recently used for the reaction with aryl-imines.^[18] The optimization and the scope of this C-H activation-based transformation of furfural imines are here summarized.



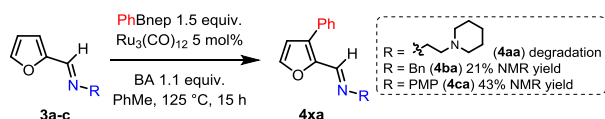
Scheme 1. TM-catalyzed direct C-H functionalizations of furfural derivatives.

Results and Discussion

We started our study by adopting the same conditions as recently reported by Szostak for the Ru-catalyzed C-H bond arylation of aromatic imines with arylboronates,^[18] namely: 5 mol% of Ru₃(CO)₁₂, 1.5 equiv. of phenylboronic acid neopentylglycol ester (PhBnep) and 1.1 equiv. of BA, in toluene at 125 °C (oil bath), in sealed tube. A series of furfural-imines **3a-c**, readily prepared in one-step from furfural **1** (see SI), was examined under the above conditions (Scheme 2). On the one hand, the N,N'-bidentate imine **3a**, which previously showed satisfactory results in the Murai reaction (Scheme 1b),^[13] did not furnish the desired product, whereas benzyl-imine **3b** displayed a low reactivity. On the other hand, use of *p*-methoxyphenyl-imine (PMP-imine) **3c** lead to the desired C3-phenylated imine **4ca**^[19] in 43% NMR yield.

[a] Dr. F. Siopa, V-A. Ramis Cladera, Dr. J. Oble, Prof. Dr. G. Poli Sorbonne Université, Faculté des Sciences et Ingénierie, CNRS, Institut Parisien de Chimie Moléculaire, IPCM, 4 place Jussieu, 75005 Paris, France
E-mail: julie.oble@sorbonne-universite.fr, giovanni.poli@sorbonne-universite.fr ; <http://www.ipcm.fr/Presentation,276>

[b] Dr. F. Siopa, Prof. Dr. C. A. M. Afonso Research Institute for Medicines (iMed.ULisboa), Faculty of Pharmacy, Universidade de Lisboa, Av. Prof. Gama Pinto, 1649-003 Lisboa, Portugal



Scheme 2. Ru-catalyzed C3-phenylation of imines **3a-c**.

Following this promising result, we carried on the optimization with the PMP-imine **3c** testing different solvents and temperatures (Table 1). While the reaction carried out in toluene at 125 or 140 °C led to similar NMR yields as before, the use of 1,4-dioxane at 130 °C gave 55% NMR yield of **4ca** (entries 1-4). An experiment realized at 140 °C in pinacolone as both the solvent provided an inferior result (entry 5).

Table 1. Ru-catalyzed C3-phenylation of aryl imines **3c-h**.^[a]

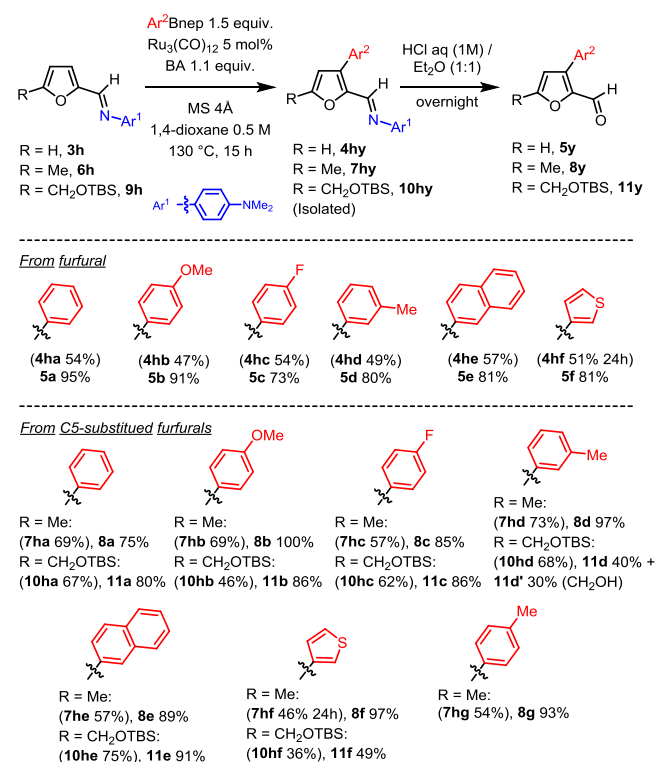
Entry	Ar	MS 4Å	Solvent, T (°C)	Yield % ^[b]
1	PMP (3c)	-	PhMe, 125	43 (4ca)
2	PMP (3c)	-	PhMe, 140	47 (4ca)
3	PMP (3c)	-	1,4-dioxane, 140	38 (4ca)
4	PMP (3c)	-	1,4-dioxane, 130	55 (4ca)
5	PMP (3c)	-	Pinacolone, 140	13 (4ca)
6	Ph (3d)	-	1,4-dioxane, 140	22 (4da)
7	4-F ₃ C-(C ₆ H ₄) (3e)	-	1,4-dioxane, 140	4 (4ea)
8	PMP (3c)	✓	1,4-dioxane, 130	58 (4ca)
9	2,4-(MeO) ₂ -(C ₆ H ₃) (3f)	✓	1,4-dioxane, 130	47 (4fa)
10	2-napht (3g)	✓	1,4-dioxane, 130	51 (4ga)
11	4-Me ₂ N-(C ₆ H ₄) (3h)	✓	1,4-dioxane, 130	71 (4ha)
12 ^[c]	4-Me ₂ N-(C ₆ H ₄) (3h)	✓	1,4-dioxane, 130	47 (4ha)

[a] Reaction conditions: **3c-h** (0.5 mmol), PhBnep (0.75 mmol), Ru₃(CO)₁₂ (0.025 mmol), BA (0.55 mmol), MS 4Å (270 mg), solvent (1 mL). [b] ¹H-NMR yield of corresponding phenylated imines **4xa**, determined using 1,3,5-trimethoxybenzene as internal standard. [c] 1.5 equiv. of MgSO₄ instead of MS 4Å. PMP = *p*-methoxyphenyl.

The nature of the imine was considered next. The use of the phenyl-imine **3d** or the electron-poor aromatic imine **3e** led to a clear reactivity drop (compare entries 3 and 6-7), and the encouraging result of the electron-rich aromatic imine **3c** (entry 4) could be further improved by addition of 4Å molecular sieves (MS) (entry 8). Additional electron-rich aromatic imines (**3f-h**) were next tested (entries 9-11). In the event, use of *p*-dimethylaminophenyl-imine (PDMAPH-imine) **3h** afforded the desired C-H arylation product **4ha** with the highest NMR yield (71%). Finally, the use of MgSO₄ instead of MS gave a modest result (entry 12).^[20] The sensitivity of the reaction to the electron richness of the aldimine nitrogen atom is evident and suggests that increase of basicity of the nitrogen atom is key. Indeed, the *para*-located electron-donors of the best-behaved imines **3c** and **3h** compete with the nitrogen atom in lone pair delocalization

into the aromatic ring, rendering the aldimine nitrogen atom more basic via an arylogous alpha-effect. We speculate that such enhanced basicity of the nitrogen atom may favor nitrogen coordination to ruthenium throughout the catalytic cycle (*vide infra* the proposed mechanism).

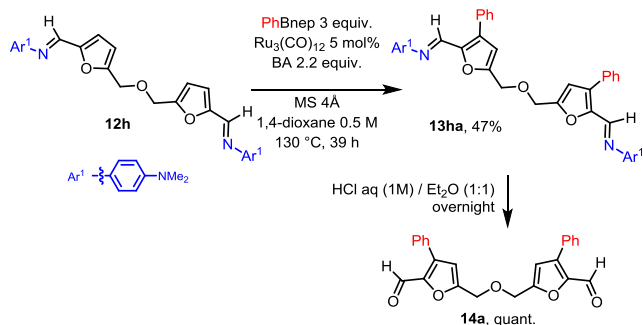
With the optimal conditions in hand (entry 11), the scope of this C-H arylation between PDMAPH-imine **3h** and various arylboronic acids neopentylglycol esters ArBnep was investigated. Direct isolation of the C-H arylated products in the form of the corresponding aldehydes, although initially attempted, was unsuccessful. However, acid hydrolysis of the arylated-imine **4hy**^[19] after a rapid silica gel chromatographic purification took place uneventfully.^[21] First, we reacted imine **3h** with a variety of ArBnep bearing *para* or *meta* located electron-withdrawing or -donating groups, as well as with a 2-thienyl boronate derivatives. In all the cases, arylated-imines **4hy** were obtained with moderate yields (47-57% isolated yields after chromatography or 52-76% NMR yields, see SI) (Scheme 3, top). The subsequent acid hydrolysis enabled access to the arylated-furfurals **5y** with very good yields.



Scheme 3. Scope of Ru-catalyzed C3-arylation.²²

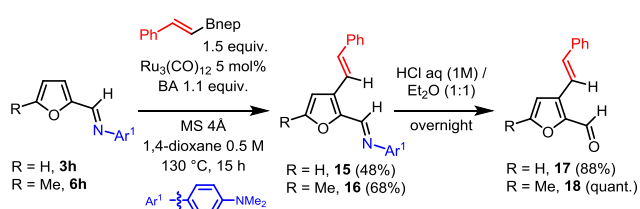
The scope of the study was next extended to C5 substituted furfural-imines, such as 5-methylfurfural-imine **6h** and the TBS-protected HMF imine **9h** (readily prepared from HMF **2** see SI) (Scheme 3, bottom rows). With these two starting materials, various arylboronic neopentylglycol esters bearing electron-rich and electron-poor functional groups in *para* or *meta* position also afforded the desired arylated-imines (**7hy** or **10hy** respectively) in reasonable to good yields. However, coupling of 2-

MeC₆H₄Bnep was inefficient, very likely due to the steric hindrance of the boronate partner. The C3-arylated furfurals were isolated with excellent yields after mild hydrolysis, except for the TBS protected furfural-imines **10hd** and **10hf**, which suffered partial deprotection of the TBS group (**10hd**) or degradation (**10hf**). Additionally, a double coupling was successfully achieved with the HMF-dimer diimine **12h** and two equivalents of PhBnep, which gave the di-phenylated HMF imine dimer **13ha** and the corresponding dialdehyde **14a** after hydrolysis (Scheme 4).



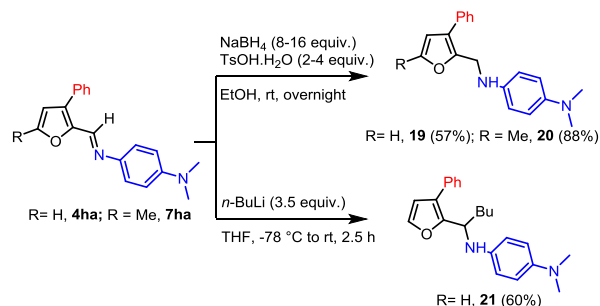
Scheme 4. Ru-catalyzed C3-phenylation of HMF-dimer derivative.

Then, the scope of the reaction was studied with an alkenylboronate derivative, namely cinnamylboronic neopentylglycol ester. This boronate partner proved to be effective, and furfural-imines **3h** and **6h** gave the desired alkenylated imine derivatives **15** (48%) and **16** (68%), which were successfully hydrolyzed to the corresponding alkenylated furfurals **17** (88%) and **18** (quant.) (Scheme 5).



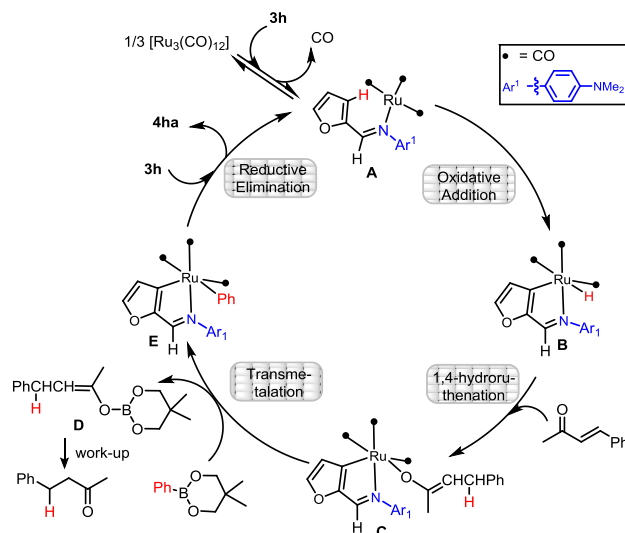
Scheme 5. Ru-catalyzed C3-alkenylation of furfural-imines.

Other synthetic applications of the C3-arylated furfuryl-imines were then evaluated (Scheme 6).^[18] First, treatment of imines **4ha** and **7ha** with NaBH₄ in presence of TsOH gave the corresponding furfural-amines **19** and **20** in moderate to good yields. Furthermore, treatment of **4ha** with *n*-BuLi gave smoothly the alkylated amine **21**.



Scheme 6. Synthetic applications.

A plausible mechanism for this Ru-catalyzed C3-arylation^[15b] is presented in Scheme 7 for the reaction between PDMAPh-imine **3h** and PhBnep. By analogy with our previous study,^[13] we anticipate the initial decarbonylative Ru-Ru cleavage of Ru₃(CO)₁₂ pre-catalyst to generate the mononuclear complex Ru(0)(CO)₃,^[23] and coordination by PDMAPh-imine **3h** affords complex **A**. Oxidative addition of the C3-H furfural position - likely through agostic C3-H / Ru(0) interaction - takes then place, to form the Ru(II)-H species **B**. Subsequent 1,4-addition of the ruthenium hydride to benzylideneacetone (BA) gives the vinyloxy-ruthenium intermediate **C**.^[24] Following transmetalation between PhBnep and the alkoxy-ruthenium complex **C** results in the formation of furfuryl-phenyl ruthenium intermediate **E** and the boryl enol ether **D**. Finally, reductive elimination from **E** followed by a trans-amination in the presence of a new molecule of starting furylimine **3h** releases product **4ha** and regenerates catalyst **A**. The boryl enol ether **D** is hydrolyzed to 4-phenylbutan-2-one during the work-up, as detected in the ¹H NMR of the crude product.



Scheme 7. Proposed mechanism of the catalytic cycle.

Conclusions

In summary, we have developed the directed C3-arylation of furfural imines with arylboronic acid neopentylglycol esters, under Ru-catalysis. This straightforward C-H functionalization method requires the use of electron-rich aromatic imines, such as a *p*-dimethylaminophenyl-imine. When using cinnamylboronic neopentylglycol ester, the same catalytic system promotes C3-cinnamylation. The mild acid hydrolysis enables access to arylated- or cinnamylated-furfural derivatives. Further work is ongoing to demonstrate the synthetic value of the new C3 functionalized furfurals by accessing relevant target molecules of synthetic, industrial and / or biological value.

Experimental Section

All experimental procedures and compound characterizations are described in Supporting Information available online.

General procedure for Ru-catalyzed arylation or alkenylation of furfural imines. In a sealed tube, a solution of Ru₃(CO)₁₂ (0.025 mmol, 5 mol%), furfural imine (0.5 mmol, 1.0 equiv.), aryl- or cinnamyl-boronic acid neopentylglycol ester (0.75 mmol, 1.5 equiv.), benzylideneacetone (BA) (0.55 mmol, 1.1 equiv.) and molecular sieves 4Å (typically, 264 mg) in 1,4-dioxane (0.5 M) was stirred for 15 h at 130 °C. The reaction mixture was let cool to room temperature, diluted with CH₂Cl₂ and filtered through Celite. The solvent was removed and the crude product was purified by silica gel chromatography affording the corresponding C3-functionalized products.

(*E*)-*N,N*-dimethyl-4-(((3-phenylfuran-2-yl)methylene)amino)aniline

(4ha): Prepared according to general procedure from (*E*)-4-((furan-2-ylmethylene)amino)-*N,N*-dimethylaniline **3h** (107.1 mg, 0.5 mmol), 5,5-dimethyl-2-phenyl-1,3,2-dioxaborinane **a** (142.5 mg, 0.75 mmol), benzylideneacetone (80.4 mg, 0.55 mmol), Ru₃(CO)₁₂ (16.0 mg, 0.025 mmol), molecular sieves 4Å (264 mg). The crude product (71% NMR yield) was purified by flash chromatography on silica gel eluting with CyHex/EtOAc (80/20) to afford 78.7 mg of **4ha** (54% yield) as a brown solid. m.p. 92 °C. ¹H NMR (300 MHz, CDCl₃) δ 8.47 (s, 1H), 7.63 (dd, *J* = 1.8, 0.5 Hz, 1H), 7.51-7.43 (m, 5H), 7.32-7.28 (m, 2H), 6.75 (d, *J* = 9.0 Hz, 2H), 6.70 (d, *J* = 1.8 Hz, 1H), 3.00 (s, 6H). ¹³C NMR (75 MHz, CDCl₃) δ 149.8, 147.7, 144.7, 142.8, 140.7, 132.6, 131.9, 129.0, 128.9, 128.1, 122.6, 113.2, 112.9, 40.8. IR (cm⁻¹) ν 3139, 2922, 2854, 1670, 1590, 1512, 1443, 1359, 1227, 1059, 759. HRMS *m/z* calculated for C₁₉H₁₉N₂O [M+H]⁺: 291.1492; found 291.1500.

(*E*)-4-(((3-(4-methoxyphenyl)furan-2-yl)methylene)amino)-*N,N*-dimethylaniline (**4hb**):

Prepared according to general procedure from (*E*)-4-((furan-2-ylmethylene)amino)-*N,N*-dimethylaniline **3h** (107.1 mg, 0.5 mmol), 2-(4-methoxyphenyl)-5,5-dimethyl-1,3,2-dioxaborinane **b** (165.1 mg, 0.75 mmol), benzylideneacetone (80.4 mg, 0.55 mmol), Ru₃(CO)₁₂ (16.0 mg, 0.025 mmol), molecular sieves 4Å (275 mg). The crude product (58% NMR yield) was purified by flash chromatography on silica gel eluting with CyHex/EtOAc (80/20) to afford 75.9 mg of **4hb** (47% yield) as a brown solid. m.p. 112 °C. ¹H NMR (300 MHz, CDCl₃) δ 8.33 (s, 1H), 7.49-7.48 (m, 1H), 7.32 (d, *J* = 8.8 Hz, 2H), 7.18 (d, *J* = 9.2 Hz, 2H), 6.88 (d, *J* = 8.8 Hz, 2H), 6.63 (d, *J* = 9.1 Hz, 2H), 6.53 (d, *J* = 1.8 Hz, 1H), 3.75 (s, 3H), 2.87 (s, 6H). ¹³C NMR (75 MHz, CDCl₃) δ 159.6, 149.6, 147.2, 144.6, 142.9, 140.7, 131.6, 129.9, 124.8, 122.5, 114.4, 113.1, 112.8, 55.4, 40.7. IR (cm⁻¹) ν 2960, 2923, 1663, 1511, 1439, 1351, 1244, 1061, 747. HRMS *m/z* calculated for C₂₀H₂₁N₂O₂ [M+H]⁺: 321.1598; found 321.1608.

(*E*)-4-(((5-(((tert-butyl)dimethylsilyloxy)methyl)-3-phenylfuran-2-yl)methylene)amino)-*N,N*-dimethylaniline (**10ha**):

Prepared according to general procedure from (*E*)-1-(5-(((tert-

butyl)dimethylsilyloxy)methyl)furan-2-ylmethylene)amino)-*N,N*-dimethylaniline **9h** (179.3 mg, 0.5 mmol), 5,5-dimethyl-2-phenyl-1,3,2-dioxaborinane **a** (142.5 mg, 0.75 mmol), benzylideneacetone (80.4 mg, 0.55 mmol), Ru₃(CO)₁₂ (16.0 mg, 0.025 mmol), molecular sieves 4Å (274 mg). The crude product (71% NMR yield) was purified by flash chromatography on silica gel eluting with CyHex/EtOAc (90/10) to afford 145.5 mg of **10ha** (67% yield) as a brown solid. m.p. 88.0 °C. ¹H NMR (400 MHz, CDCl₃) δ 8.24 (s, 1H), 7.35-7.24 (m, 5H), 7.11-7.98 (m, 2H), 6.58-6.56 (m, 2H), 6.41 (s, 1H), 4.69 (s, 2H), 2.81 (s, 6H), 0.81 (s, 9H), -0.00 (s, 6H). ¹³C NMR (101 MHz, CDCl₃) δ 157.8, 149.6, 146.7, 143.1, 140.9, 133.1, 132.7, 128.9, 128.0, 122.5, 112.9, 112.8, 109.7, 59.1, 40.8, 25.9, 18.5, -5.2. IR (cm⁻¹) ν 3051, 2930, 2854, 1675, 1613, 1511, 1457, 1351, 1256, 1219, 1064, 841, 771. HRMS *m/z* calculated for C₂₆H₃₅N₂O₂Si[M+H]⁺: 435.2462; found 435.2475.

(*E*)-4-(((5-(((tert-butyl)dimethylsilyloxy)methyl)-3-(4-methoxyphenyl)furan-2-yl)methylene)amino)-*N,N*-dimethylaniline (**10hb**):

Prepared according to general procedure from (*E*)-1-(5-(((tert-butyl)dimethylsilyloxy)methyl)furan-2-ylmethylene)amino)-*N,N*-dimethylaniline **9h** (179.3 mg, 0.5 mmol), 2-(4-methoxyphenyl)-5,5-dimethyl-1,3,2-dioxaborinane **b** (165.1 mg, 0.75 mmol), benzylideneacetone (80.4 mg, 0.55 mmol), Ru₃(CO)₁₂ (16.0 mg, 0.025 mmol), molecular sieves 4Å (266 mg). The crude product (73% NMR yield) was purified by flash chromatography on silica gel eluting with CyHex/EtOAc (90/10) to afford 106.0 mg of **10hb** (46% yield) as a brown solid. m.p. 107.9 °C. ¹H NMR (400 MHz, CDCl₃) δ 8.22 (s, 1H), 7.28 (d, *J* = 8.7 Hz, 2H), 7.13-7.09 (m, 2H), 6.84 (d, *J* = 8.8 Hz, 2H), 6.59 (d, *J* = 9.0 Hz, 2H), 6.38-6.37 (m, 1H), 4.69 (s, 2H), 3.72 (s, 3H), 2.83 (s, 6H), 0.81 (s, 9H), -0.00 (s, 6H). ¹³C NMR (101 MHz, CDCl₃) δ 159.7, 157.8, 149.6, 146.4, 143.4, 141.3, 133.0, 130.1, 125.1, 122.5, 114.5, 112.9, 109.7, 59.2, 55.5, 40.9, 26.0, 18.6, -5.2. IR (cm⁻¹) ν 2956, 2852, 1668, 1608, 1507, 1457, 1352, 1249, 1075, 842, 774. HRMS *m/z* calculated for C₂₇H₃₇N₂O₃Si[M+H]⁺: 465.2568; found 465.2583.

General procedure for acid hydrolysis of C3-arylated or vinylylated furfural imines.

To a solution of C3-arylated or vinylylated furfural imine (0.05 mmol, 1 equiv.) in diethyl ether (0.02 M) was added dropwise HCl (aq, 1 N, 2.5 mL). The mixture was stirred overnight at room temperature and diluted with diethyl ether (10 mL). The aqueous layer was extracted with diethyl ether (3 x 20 mL) and the organic layers were combined, dried over MgSO₄, filtered and concentrated affording the corresponding C3-functionalized furfural derivatives.

3-Phenylfuran-2-carbaldehyde (**5a**):

Prepared according to general procedure from (*E*)-*N,N*-dimethyl-4-(((3-phenylfuran-2-yl)methylene)amino)aniline **4ha** (15.1 mg, 0.05 mmol). 8.2 mg of product **5a** was obtained as a brown oil (95% yield). ¹H NMR (300 MHz, CDCl₃) δ 9.75 (s, 1H), 7.70 (dd, *J* = 1.7, 0.8 Hz, 1H), 7.58-7.45 (m, 5H), 6.74 (d, *J* = 1.7 Hz, 1H). The spectral data are in good agreement with those previously reported.^[25]

3-(4-methoxyphenyl)furan-2-carbaldehyde (**5b**):

Prepared according to general procedure from (*E*)-4-(((3-(4-methoxyphenyl)furan-2-yl)methylene)amino)-*N,N*-dimethylaniline **4hb** (12.0 mg, 0.04 mmol). 6.8 mg of product **5b** was obtained as a brown oil (90% yield). ¹H NMR (300 MHz, CDCl₃) δ 9.74 (s, 1H), 7.67 (d, *J* = 2.2 Hz, 1H), 7.53 (dd, *J* = 9.0, 2.4 Hz, 2H), 7.02-6.97 (m, 2H), 6.70 (d, *J* = 1.7 Hz, 1H), 3.87 (s, 3H). ¹³C NMR (75 MHz, CDCl₃) δ 178.0, 160.7, 147.6, 147.5, 138.6, 130.5, 122.9, 114.6, 113.7, 55.6. IR (cm⁻¹) ν 2959, 2838, 1762, 1662, 1512, 1426, 1365, 1247, 1028, 768. HRMS *m/z* calculated for C₁₂H₁₁O₃ [M+H]⁺: 203.0703; found 203.0702.

5-(((tert-butyl)dimethylsilyloxy)methyl)-3-phenylfuran-2-

carbaldehyde (**11a**): Prepared according to general procedure from (*E*)-4-(((5-(((tert-butyl)dimethylsilyloxy)methyl)-3-phenylfuran-2-yl)methylene)amino)-*N,N*-dimethylaniline **10ha** (21.7 mg, 0.05 mmol). 12.7 mg of product **11a** was obtained as a brown oil (80% yield). ¹H NMR (400 MHz, CDCl₃) δ 9.68 (s, 1H), 7.57-7.54 (m, 2H), 7.47-7.45 (m, 3H),

6.61 (s, 1H), 4.78 (s, 2H), 0.94 (s, 9H), 0.14 (s, 6H). ¹³C NMR (101 MHz, CDCl₃) δ 177.7, 161.0, 146.9, 140.2, 130.9, 129.4, 129.2, 125.7, 110.4, 58.9, 25.9, 18.5, -5.2. IR (cm⁻¹) ν 2928, 2856, 1768, 1668, 1538, 1449, 1357, 1255, 1089, 765. HRMS m/z calculated for C₁₈H₂₅O₃Si [M+H]⁺: 317.1567; found 317.1566.

5-(((tert-butyl dimethylsilyloxy)methyl)-3-(4-methoxyphenyl)furan-2-carbaldehyde (11b): Prepared according to general procedure from (*E*)-4-(((5-(((tert-butyl dimethylsilyloxy)methyl)-3-(4-methoxyphenyl)furan-2-yl)methylene)amino)-*N,N*-dimethylaniline **10hb** (23.6 mg, 0.05 mmol). 15.1 mg of product **11b** was obtained as a brown oil (86% yield). ¹H NMR (400 MHz, CDCl₃) δ 9.67 (s, 1H), 7.52 (d, *J* = 8.8 Hz, 2H), 6.99 (d, *J* = 8.8 Hz, 2H), 6.57 (s, 1H), 4.76 (s, 2H), 3.86 (s, 3H), 0.94 (s, 9H), 0.13 (s, 6H). ¹³C NMR (101 MHz, CDCl₃) δ 177.7, 160.9, 160.6, 146.7, 139.9, 130.4, 130.4, 123.2, 114.6, 114.5, 110.9, 110.3, 58.9, 55.6, 25.9, 18.5, -5.2. IR (cm⁻¹) ν 2929, 2856, 1765, 1663, 1541, 1356, 1249, 1032, 777. HRMS m/z calculated for C₁₉H₂₇O₄Si [M+H]⁺: 347.1673; found 347.1669.

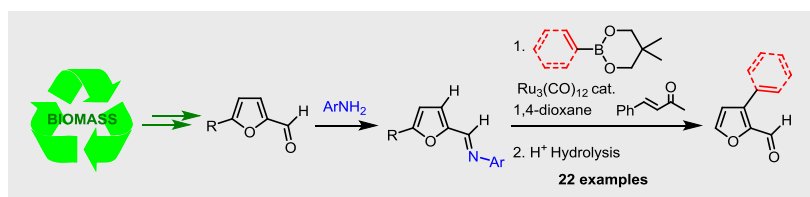
Acknowledgements

The authors would like to acknowledge Horizon 2020 ERANet-LAC project CelluloseSynTech for financial support (ref. ELAC2014/BEE-0341), as well as CNRS, Sorbonne Université and Labex Michem (Investissements d'Avenir programme, ref. ANR-11-IDEX-0004-02) and Fundação para a Ciência e Tecnologia (SFRH/BPD/88666/2012). Support through CMST COST Action, CA15106 (CHAOS) and Dr. Svilen P. Simeonov for providing sample of **12h** is also gratefully acknowledged.

Keywords: C-H activation • ruthenium • furfurals • boronate derivatives • imines

- [1] For recent books and reviews on C-H bond functionalizations, see: a) J.-Q. Yu in *Catalytic Transformations via C-H Activation*, vols 1 and 2, Science of Synthesis, Thieme, **2016**; b) T. Gensch, M. N. Hopkinson, F. Glorius, J. Wencel-Delord, *Chem. Soc. Rev.* **2016**, *45*, 2900; c) F. Roudesly, J. Oble, G. Poli, *J. Mol. Cat. A.* **2017**, *426*, 275.
- [2] a) A. Corma, S. Iborra, A. Velty, *Chem. Rev.* **2007**, *107*, 2411; b) J. J. Bozell, G. R. Petersen, *Green Chem.* **2010**, *12*, 539; c) C-H. Zhou, C-X. Lin, D-S. Tong, J. Beltramini, *Chem. Soc. Rev.* **2011**, *40*, 5588; d) J. C. Serrano-Ruiz, R. Luque, A. Sepúlveda-Escribano, *Chem. Soc. Rev.* **2011**, *40*, 5266; e) C. M. Cai, T. Zhang, R. Kumar, C. E. Wyman, *J. Chem. Technol. Biotechnol.* **2014**, *89*, 2; f) J. S. Luterbacher, D. M. Alonso, J. A. Dumesic, *Green Chem.* **2014**, *16*, 4816; g) T. A. Bender, J. A. Dabrowski, M. R. Gagné, *Nature Reviews Chemistry* **2018**, doi:10.1038/s41570-018-0005-y.
- [3] a) H. E. Hoydonckx, W. M. Van Rhijn, W. Van Rhijn, D. E. De Vos, P. A. Jacobs in *Furfural and derivatives*. In *Ullmann's Encyclopedia of Industrial Chemistry*, Wiley-VCH Verlag GmbH & Co. KGaA: Weinheim, Germany, **2000**; Volume 16, pp. 285; b) R. Mariscal, P. Maireles-Torres, M. Ojeda, I. Sádaba, M. López Granados, *Energy Environ. Sci.* **2016**, *9*, 1144; c) K. J. Zeitsch in *The Chemistry and Technology of Furfural and its Many By-Products*, Elsevier, Amsterdam, **2000**.
- [4] a) A. A. Rosatella, S. P. Simeonov, R. F. M. Frade, C. A. M. Afonso, *Green Chem.* **2011**, *13*, 754; b) E. Nikolla, Y. Román-Leshkov, M. Moliner, M. E. Davis, *ACS Catal.* **2011**, *1*, 408; c) R. J. van Putten, J. C. van der Waal, E. de Jong, C. B. Rasrendra, H. J. Heeres, J. G. de Vries, *Chem. Rev.* **2013**, *113*, 1499; d) I. K. M. Yu, D. C. W. Tsang, *Bioresour. Technol.* **2017**, *238*, 716.
- [5] From furfural, see: a) K. Yan, G. Wu, T. Lafleur, C. Jarvis, *Renew. Sustain. Energy Rev.* **2014**, *38*, 663; b) A. Bohre, S. Dutta, B. Saha, M. M. Abu-Omar, M. M. ACS *Sustain. Chem. Eng.* **2015**, *3*, 1263; c) X. Li, P. Xia, T. Wang, *ACS Catal.* **2016**, *6*, 7621.
- [6] From HMF, see: a) B. Liu, Z. H. Zhang, *ChemSusChem* **2016**, *9*, 2015; b) K. Gupta, R. K. Rai, S. K. Singh, *ChemCatChem* **2018**, DOI: 10.1002/cctc.201701754.
- [7] C. Moreau, M. N. Belgacem, A. Gandini, A. *Top. Catal.* **2004**, *27*, 11.
- [8] a) T. Itahara, M. Hashimoto, H. Yumisashi, *Synthesis* **1984**, 255; b) T. Itahara, *J. Org. Chem.* **1985**, *50*, 5272; c) M. S. McClure, B. Glover, E. Mcsorley, A. Millar, M. H. Osterhout, F. Roschangar, *Org. Lett.* **2001**, *3*, 1677; d) M. Parisien, D. Valette, K. Fagnou, *J. Org. Chem.* **2005**, *70*, 7578; e) B. Liégault, D. Lapointe, L. Caron, A. Vlassova, K. Fagnou, *J. Org. Chem.* **2009**, *74*, 1826; f) D. Zhao, W. Wang, F. Yang, J. Lan, L. Yang, G. Gao, J. You, *Angew. Chem. Int. Ed.* **2009**, *48*, 3296; g) J. J. Dong, J. Roger, F. Požgan, H. Doucet, *Green Chem.* **2009**, *11*, 1832; h) P. Xi, F. Yang, S. Qin, D. Zhao, J. Lan, G. Gao, C. Hu, J. You, *J. Am. Chem. Soc.* **2010**, *132*, 1822; i) N. A. B. Juwaini, J. K. P. Ng, J. Seayad, *ACS Catal.* **2012**, *2*, 1787; j) B. T. Luo, H. Liu, Z. J. Lin, J. Jiang, D. S. Shen, R. Z. Liu, Z. Ke, F. S. Liu, *Organometallics* **2015**, *34*, 4881; j) A. Jakab, Z. Dalicsek, T. Soós, *Eur. J. Org. Chem.* **2015**, 56. k) Y. Cheng, G. Li, Y. Liu, Y. Shi, G. Gao, D. Wu, J. Lan, J. You, *J. Am. Chem. Soc.* **2016**, *138*, 4730; k) N. Tsukada, T. Goto, H. Kato, *Heterocycles*, **2017**, *94*, 2222.
- [9] X. Jie, Y. Shang, P. Hu, W. Su, *Angew. Chem. Int. Ed.* **2013**, *52*, 3630.
- [10] a) P. Hong, B.-R. Cho, H. Yamazaki, *Chem. Lett.* **1980**, 507; b) T. Itahara, F. Ousetto, *Synthesis* **1984**, 488; c) T. Itahara, *J. Org. Chem.* **1985**, *50*, 5546; d) Y. Shang, X. Jie, J. Zhou, P. Hu, S. Huang, W. Su, *Angew. Chem. Int. Ed.* **2013**, *52*, 129.
- [11] X. Jie, Y. Shang, P. Hu, W. Su, *Angew. Chem. Int. Ed.* **2013**, *52*, 3630.
- [12] a) Y. Kuninobu, Y. Tokunaga, K. Takai, K. *Chem. Lett.* **2007**, *36*, 872; b) Y. Kuninobu, K. Kikuchi, Y. Tokunaga, Y. Nishina, K. Takai, K. *Tetrahedron* **2008**, *64*, 5974; c) L. Cuesta, T. Soler, E. P. Urriolabeitia, *Chem. Eur. J.* **2012**, *18*, 15178; d) H. Wang, G. Wang, P. Li, P. *Org. Chem. Front.* **2017**, *4*, 1943.
- [13] C. Pezzetta, L. F. Veiros, J. Oble, G. Poli, G. *Chem. Eur. J.* **2017**, *23*, 8385.
- [14] For reviews on Ru-catalyzed C-H functionalizations, see: a) F. Kakiuchi, S. Murai, *Acc. Chem. Res.* **2002**, *35*, 826. b) P. Nareddy, F. Jordan, M. Szostak, M. *ACS Catal.* **2017**, *7*, 5721.
- [15] a) F. Kakiuchi, S. Kan, K. Igi, N. Chatani, S. Murai, S. *J. Am. Chem. Soc.* **2003**, *125*, 1698; b) F. Kakiuchi, Y. Matsuura, S. Kan, N. Chatani, *J. Am. Chem. Soc.* **2005**, *127*, 5936; c) S. Ueno, N. Chatani, F. Kakiuchi, *J. Org. Chem.* **2007**, *72*, 3600; d) S. Hiroshima, D. Matsumura, T. Kochi, F. Kakiuchi, *Org. Lett.* **2010**, *12*, 5318; e) T. Yamamoto, T. Yamakawa, *RSC Adv.* **2015**, *5*, 105829.
- [16] Y. Zhao, V. Snieckus, *Adv. Synth. Catal.* **2014**, *356*, 1527.
- [17] Y. Koseki, K. Kitazawa, M. Miyake, T. Kochi, F. Kakiuchi, *F. J. Org. Chem.* **2017**, *82*, 6503.
- [18] F. Hu, M. Szostak, *Org. Lett.* **2016**, *18*, 4186.
- [19] In compounds **4-14 xy**, **x** refers to the imine starting material and **y** refers to the aryl introduced.
- [20] Use of other hydride acceptors (acetone, (*E*)-1,4-diphenylbut-2-en-1,4-dione or (*E*)-chalcone), catalysts (RuH₂(CO)(PPh₃)₃ or RhCl(PPh₃)₃) or boron partners (PhBPIn, PhB(OH)₂, PhBF₃K) only gave very sluggish reactions or afforded complex mixtures.
- [21] In a few cases, minor traces (~5%) of imine hydrolysis occurred during chromatographic purification.
- [22] All the C3-arylated imines were isolated by silica gel purifications. The aldehydes were obtained pure after the extraction step, except for rare cases (see SI).
- [23] J. A. Cabeza, P. García-Álvarez, *Chem. Soc. Rev.* **2011**, *40*, 5389.
- [24] a) B. Martín-Matute, K. Bogár, M. Edin, F. B. Kaynak, J.-E. Bäckvall, *Chem. Eur. J.* **2005**, *11*, 5832. b) C. Bianchini, E. Farnetti, M. Graziani, M. Peruzzini, A. Polo, *Organometallics*, **1993**, *12*, 3753.
- [25] R. Antonioletti, M. D'Auria, A. De Mico, G. Piancatelli, A. Scettri, *J. Chem. Soc., Perkin Trans. 1* **1985**, 1285.

COMMUNICATION



Furfural activated again: a Ru-catalyzed arylation and alkenylation of furfural imines with aryl- or alkenyl-boronates, involving a directed C-H activation occurring at C3 of the furan ring, was developed. A thorough experimental study revealed that an electron-rich aromatic imine, such as a *p*-dimethylaminophenyl-imine, enables the coupling with good yields. After the coupling, a smooth hydrolytic removal of the imine directing-group releases the C3-functionalized furfurals.

C-H activation

Filipa Siopa, Valérie-Anne Ramis Cladera, Carlos Alberto Mateus Afonso, Julie Oble,* and Giovanni Poli*

Page No. – Page No.

Ruthenium-Catalyzed C-H Arylation and Alkenylation of Furfural Derivatives