



HAL
open science

Transit spectroscopy of temperate Jupiters with ARIEL: a feasibility study

Thérèse Encrenaz, G. Tinetti, A. Coustenis

► To cite this version:

Thérèse Encrenaz, G. Tinetti, A. Coustenis. Transit spectroscopy of temperate Jupiters with ARIEL: a feasibility study. *Experimental Astronomy*, 2018, 46 (1), pp.31-44. 10.1007/s10686-017-9561-2 . hal-01992793

HAL Id: hal-01992793

<https://hal.sorbonne-universite.fr/hal-01992793>

Submitted on 24 Jan 2019

HAL is a multi-disciplinary open access archive for the deposit and dissemination of scientific research documents, whether they are published or not. The documents may come from teaching and research institutions in France or abroad, or from public or private research centers.

L'archive ouverte pluridisciplinaire **HAL**, est destinée au dépôt et à la diffusion de documents scientifiques de niveau recherche, publiés ou non, émanant des établissements d'enseignement et de recherche français ou étrangers, des laboratoires publics ou privés.

Transit spectroscopy of temperate Jupiters with ARIEL: A feasibility study

T. Encrenaz¹, G. Tinetti² and A. Coustenis¹

¹ LESIA, Paris Observatory, CNRS, PSL Universities, UPMC, UDD

² Department of Physics and Astronomy, University College London

Submitted to *Experimental Astronomy*
ARIEL Special Issue

Revised version
September 2017

Corresponding author:

Thérèse Encrenaz
LESIA, Observatoire de Paris, CNRS, PSL Universities, UPMC, UDD
Observatoire de Paris
5 place Janssen
92195 Meudon, France
Tel: 33 1 45 07 76 91
Fax: 33 1 45 07 28 06
e-mail: therese.encrenaz@obspm.fr

Abstract

Several temperate Jupiters have been discovered to date, but most of them remain to be detected. In this note, we analyse the expected infrared transmission spectrum of a temperate Jupiter, with an equilibrium temperature ranging between 350 and 500 K. We estimate its expected amplitude signal through a primary transit, and we analyse the best conditions for the host star to be filled in order to optimize the S/N ratio of its transmission spectrum. Calculations show that temperate Jupiters around M stars could have an amplitude signal higher than 10^{-4} in primary transits, with revolution periods of a few tens of days and transit durations of a few hours. In order to enlarge the sampling of exoplanets to be observed with ARIEL (presently focussed on objects warmer than 500 K), such objects could be considered as additional possible targets for the mission.

1. Introduction

Temperate Jupiters, with equilibrium temperatures ranging between 350 and 500 K, are not expected to exist according to the standard nucleation model, which requires that giant planets are formed at large distances from their host star, at temperatures low enough for water and other hydrogenated molecules to be in the form of ices (see e.g. Pollack et al. 1996). However, several temperate exoplanets with radii larger than half the Jupiter one and with periods ranging between 100 and 300 days have been detected around F, G and K stars (some examples are listed in Table 1, for semi-major axes ranging between 0.5 and 1.0 AU and eccentricities smaller than 0.1). It can be seen that their equilibrium temperatures range between 250 and 500 K. Their presence at relatively close distances to their host star might be the result of migration processes, or other possible formation mechanisms, still to be investigated. Although most of the objects detected so far are not suitable or probably too faint for transit spectroscopy, their detection demonstrates that this category of objects actually exists. If such objects are also transiting around low-mass stars, they would be suitable targets for transit spectroscopy, in particular with the ARIEL space mission. Future surveys with space missions like GAIA (Global Astrometric Interferometer for Astrophysics), but also CHEOPS (CHAracterizing ExOPlanets Satellite), TESS (Transiting Exoplanet Survey Satellite) or PLATO (PLANetary Transits and Oscillations of stars), are likely to provide new targets for this category of exoplanets.

Table 1

Examples of temperate giant exoplanets detected around F, G and K stars, with a mass larger than 0.5 Jovian mass and an eccentricity smaller than 0.1 (from www.exoplanets.eu). The equilibrium temperature is calculated assuming an albedo $a = 0.03$ and a fast-rotating planet (Equation 4, see text below, Section 2).

Name	$M_p(M_J)$	P(d)	D(AU)	e	Spectral type	M^* (Ms)	T_p (K)
HD 134113 b	47	202	0.64	0.089	F9 V	0.81	295
HD 233604 b	6.6	192	0.747	0.05	K5	1.5	434
HD 28185 b	5.7	383	1.03	0.07	G5	1.24	320
HD 32518 b	3.04	157	0.59	0.01	K1 III	1.13	395
HD 159243 c	1.9	248	0.8	0.075	G0 V	1.125	338
HD 9446 c	1.82	193	0.654	0.06	G5 V	1.0	342
HD 141399 c	1.33	202	0.69	0.048	K0 V	1.07	390
HD 231701 b	1.08	142	0.53	0.096	F8 V	1.14	419
Kepler-11 g	0.95	118	0.46	0.0	G	0.95	392
HD 92788 c	0.9	162	0.6	0.04	G5	1.13	392
HD 37124 b	0.675	154	0.53	0.054	G4 V	0.83	331
HD 45364 c	0.66	343	0.897	0.097	K0 V	0.82	252
Mu Ara d	0.52	310	0.92	0.07	G3 IV-V	1.08	306

In this paper, we investigate what could be the infrared spectrum of a temperate Jupiter and we study its detectability with the ARIEL space mission using transit spectroscopy,

both through primary transit and secondary transit. We then analyse the most favorable type of star in order to optimize the primary transit signal.

The objective of ARIEL is the characterization of a large sample of exoplanets' atmospheres (500 – 1000 targets) using transit spectroscopy in the mid-infrared range (2 – 8 μm), with a resolving power between 100 and 200. It consists in an off-axis 90-cm telescope, passively cooled at 60-70 K, with a spectrometer cooled at 50 K and MCT detectors also cooled at 40 K. The stellar light is simultaneously recorded by a photometer operating at 1 – 2 μm . ARIEL is primarily designed for observing various kinds of exoplanets with equilibrium temperatures higher than 500 K. In order to enlarge the diversity of targets observable with ARIEL, we analyze in this paper the feasibility of observing cooler giant exoplanets, with equilibrium temperatures ranging between 350 and 500 K.

2. The equilibrium temperature of an exoplanet

The equilibrium temperature T_e of a slow-rotating exoplanet is given by this equation:

$$T_e = (1 - a)^{0.25} \times 331.0 \times (T^*/5770) \times R^{*0.5} / D^{0.5} \quad (1)$$

or

$$T_e = (1 - a)^{0.25} \times 331.0 \times (M^*)^{3/4} / D^{0.5} \quad (2)$$

where a is the albedo, T^* the effective temperature of the star (in K), R^* its radius and M^* its mass (in solar units), and D the distance of the exoplanet to the star (in AU). For a fast-rotating exoplanet, these equations become:

$$T_e = (1 - a)^{0.25} \times 279.0 \times (T^*/5770) \times R^{*0.5} / D^{0.5} \quad (3)$$

or

$$T_e = (1 - a)^{0.25} \times 279.0 \times (M^*)^{3/4} / D^{0.5} \quad (4)$$

In the case of a solar type star, taking as extreme conditions albedo values of 0.3 and 0.03 (as most commonly observed in the solar system), we find distances to the host star ranging between 0.26 AU (for a fast-rotating planet, $T_e = 500$ K and $a = 0.3$) and 0.9 AU (for a slow-rotating planet, $T_e = 350$ K and $a = 0.03$). For a solar-type star, the corresponding revolution periods range between 48 days and 312 days. The periods decrease if low-mass stars are considered. In order to perform transit spectroscopy of temperate Jupiters, several transits have to be performed over the lifetime of the mission, so, in what follows, we will focus on stars less massive than the Sun which allow a larger number of transits.

In order to estimate the equilibrium temperature of an exoplanet, we need to make an assumption on its rotation period. As a first approximation, this can be estimated from a comparison of its distance to the star versus the tidal lock radius, i.e. the distance to the star within which synchronous rotation takes place as a result of tidal forces. According

to Murray and Dermott (1999) and Léger et al. (2009), the characteristic time for a planet to reach synchronous rotation is given by:

$$\tau_{\text{synch}} = |n - \Omega_P| \times M_P \times D^6 \times I \times Q / k_{2P} / [3/2 \times G \times R_P^3 \times M^{*2}] \quad (5)$$

where n is the mean motion of the revolution rate of the planet, Ω is its rotation rate, I is its moment of inertia, Q its dissipation constant, k_{2P} its Love number of second order. M_P is the planetary mass and R_P is its radius, D is the distance of the planet to the star, M^* is the stellar mass and G is the gravitational constant. It can be seen that for a given planet, τ_{synch} is proportional to D^6/M^{*2} . Thus, the tidal lock radius D_{synch} , corresponding to a given value of τ_{synch} , is proportional to $[M^*]^{1/3}$. This is shown in the study by Kasting et al. (1993; Fig. 16) who indicate the tidal lock radius for Earth-like exoplanets; they find a tidal-lock radius D_{synch} of 0.4 AU for a solar-mass star and 0.2 AU for a star of 0.1 solar mass. The corresponding revolution period of the planet is about 90 days, independent of the stellar mass.

For the present study, we need to estimate the tidal lock radius for giant exoplanets. In the lack of information about the values of the tidal parameters of these planets, we can compare the physical and tidal parameters of giant solar system planets as compared with terrestrial ones. Planetary moments of inertia range between 0.2 and 0.35. Rotation periods of the Earth and Jupiter are within a factor of 2. The Q/k_{2P} factor is about 1000 for the Earth while this quantity is in the range $10^3 - 10^5$ for Jupiter and Saturn (Lainey, 2006). This leads to a τ_{synch} value between 1 and 100 times the terrestrial value for giant exoplanets. Accordingly, D_{synch} is expected to range between the terrestrial value (as indicated by Kasting et al. 1993) and half this value, and the corresponding limit for the revolution period is between 90 days and 33 days. As a consequence, the values of T_e shown in Table 1 are calculated using Equation 4, corresponding to fast-rotating exoplanets.

3. The atmosphere of a temperate Jupiter

Let us assume a Jupiter-type planet with an equilibrium temperature ranging between 350 K and 500 K under thermochemical equilibrium. The atmosphere is expected to be characterized by a troposphere where the temperature decreases as the altitude increases, following the adiabatic gradient. The atmospheric composition is expected to be dominated by hydrogen and helium. As for solar system giant planets, we assume for the tropopause a pressure level of 0.1 bar, constrained by the hydrogen and helium opacities. Figure 1 shows a P(T) diagram of a temperate Jupiter. If we assume thermochemical equilibrium, it can be seen that, in the exoplanet's environment, nitrogen and carbon are expected to be in the form of NH_3 and CH_4 respectively. In the same way, oxygen is expected in the reduced form of water H_2O .

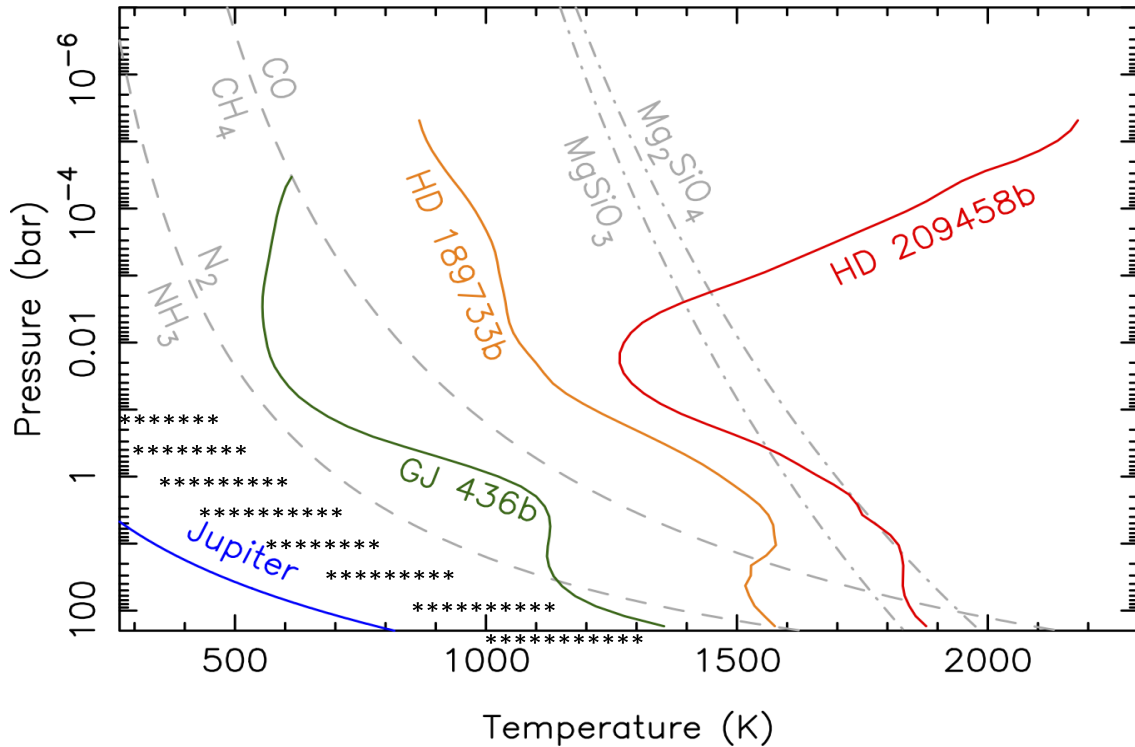


Figure 1. The $T(P)$ diagram of a temperate Jupiter with an equilibrium temperature ranging between 350 K and 500 K. The range corresponding to temperate Jupiters is shown with the black dots. It can be seen that carbon and nitrogen are expected to be in the form of NH_3 and CH_4 respectively. The figure is adapted from the EChO proposal (Tinetti et al. 2011).

In the troposphere, according to thermochemical equilibrium, CH_4 , NH_3 and H_2O are expected to be the main minor species. We assume for them, in the troposphere, the cosmic abundances. We know, however, that in the case of the giant planets of the solar system, these molecules are enriched by a factor about 4 as a result of the nucleation formation (Owen and Encrenaz 2006). This factor of 4 depends upon the relative mass of the initial icy core with respect to the total mass of the planet (3% in the case of Jupiter); in the case of Saturn, for which the initial icy core is about 15% of the total mass, the expected enrichment is a factor of about 9. When the icy core becomes a major part of the total mass of the giant planet, as for Uranus and Neptune, the enrichment factor is above 30-40. We note that, in any case, in the nucleation model, the enrichments are expected to be the same for O, C, and N; so we can assume that the relative abundances of CH_4 , NH_3 and H_2O in the troposphere of the exoplanet are consistent with the cosmic abundances (Grevesse et al. 2005). In our calculations, we assume for CH_4 and NH_3 the same abundances as measured in Jupiter below the condensation levels: $\text{CH}_4/\text{H}_2 = 2 \times 10^{-3}$ (Encrenaz et al. 1999), $\text{NH}_3/\text{H}_2 = 2 \times 10^{-4}$ (Encrenaz et al. 1999, Bolton et al. 2017). For H_2O we assume $\text{H}_2\text{O}/\text{H}_2 = 4 \times 10^{-3}$ below the water cloud level. We thus adopt $\text{H}_2\text{O}:\text{CH}_4:\text{NH}_3 = 2:1:0.1$. It must be noted that these numbers are no more than examples, chosen to build a typical spectrum of a temperate Jupiter.

With respect to the true atmosphere of Jupiter, the main difference of a temperate Jupiter is that there is no cold trap at the tropopause: at a temperature above 350 K, all molecules, including H_2O and NH_3 , keep a constant mixing ratio with the altitude, up to a

level where they become photo-dissociated. As a result, the infrared spectrum of a temperate Jupiter is expected to be fully dominated by CH_4 , NH_3 and H_2O .

Our transmission spectra are generated using a line-by-line calculation of the absorption coefficient, assuming a single pressure layer (1 bar) and a single temperature (300 K). We use for NH_3 a column density of 3 m-amagat, as measured in Jupiter in the 1.56- μm spectral window which probes down to a pressure of a few bars (Owen et al. 1977); we then derive column densities of 30 m-amagat for CH_4 and 60 m-amagat for H_2O , respectively. Our transmission spectrum is convolved with a Gaussian function with a resolving power of 100 at 2 μm , 200 at 4 μm and 400 at 8 μm . The resolution is comparable to the ARIEL one in the 2 – 4- μm range and higher at 4 -8 μm range, which allows a better description of the band shapes.

Figure 2 shows the synthetic transmission spectrum of a temperate Jupiter. For comparison, Figure 3 shows the synthetic spectrum of a cold Jupiter, where most of the water is trapped in the form of ice in the lower troposphere (in the gaseous phase, $\text{H}_2\text{O}:\text{CH}_4:\text{NH}_3 = 0.07:1:0.1$). This corresponds to the spectrum of the actual Jupiter if it were seen in transmission in front of the Sun.

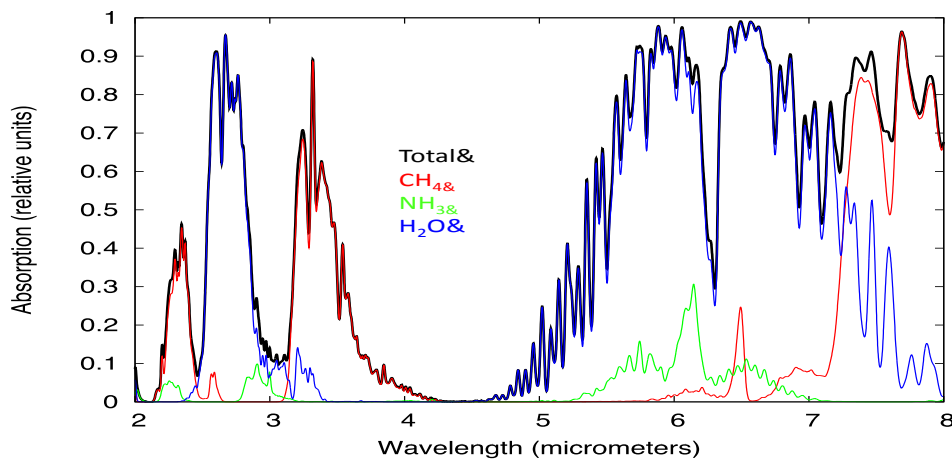


Figure 2. A typical transmission spectrum for a temperate Jupiter ($T = 350$ K). Jupiter-like relative abundances are assumed for the molecules in the troposphere below the clouds, and no condensation is assumed for H_2O : $\text{H}_2\text{O}:\text{CH}_4:\text{NH}_3 = 2.0:1.0:0.1$. The full scale is equal to the amplitude of the transmission signal calculated in Table 2.

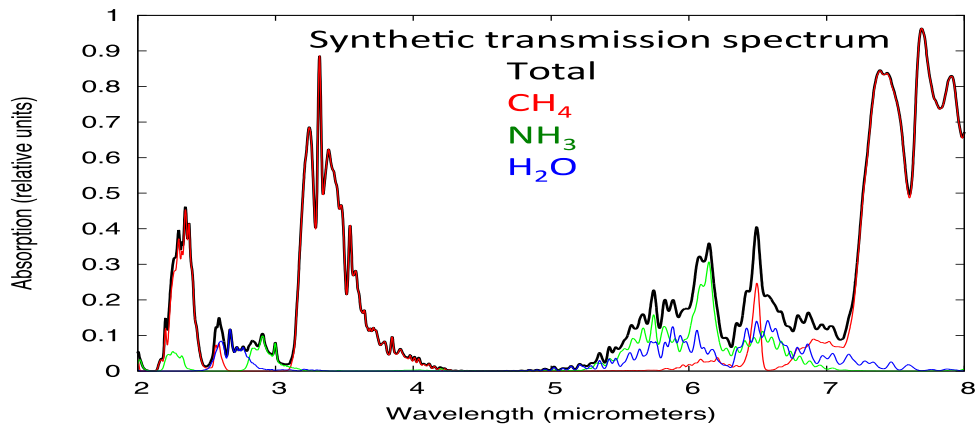


Figure 3. A typical transmission spectrum for a cold Jupiter ($T = 150$ K). Jupiter-like relative abundances are assumed for the molecules in the troposphere, and condensation is assumed for H_2O : $H_2O:CH_4:NH_3 = 0.07:1.0:0.1$. The full scale is equal to the amplitude of the transmission signal calculated in Table 2.

Above the tropopause, other minor molecules are expected as products of photo-dissociation: C_2H_2 and C_2H_6 from the methane photo-dissociation, CO and CO_2 from the water photo-dissociation. By analogy with the case of Jupiter, we estimate the possible contribution due to photochemistry in the transmission spectrum by assuming the following abundances: (1) at $P = 100$ mb (tropopause), $H_2O:CH_4:NH_3 = 2:1:0.1$ (as in the troposphere); (2) in the stratosphere, at $P = 1$ mb, $CH_4:C_2H_2:C_2H_6 = 1:10^{-4}:2 \cdot 10^{-3}$, and $H_2O:CO:CO_2 = 1:1:0.2$. Calculations show that CO and CO_2 contribute as minor absorbers in the infrared spectrum, while the contribution of hydrocarbons is negligible (Figure 4).

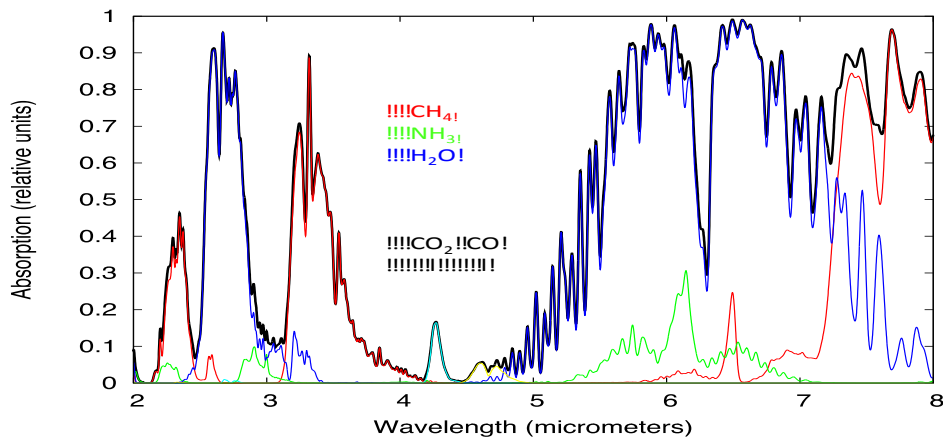


Figure 4. A typical transmission spectrum for a temperate giant exoplanet ($T = 350$ K), including the effect of photochemistry. Jupiter-like relative abundances are assumed for the molecules in the troposphere and no condensation is assumed ($P = 100$ mb, $H_2O:CH_4:NH_3 = 2.0:1.0:0.1$). In the stratosphere ($P = 1$ mb), the relative abundances are $H_2O:CO:CO_2 = 1:1:0.2$. The contribution of hydrocarbons is negligible. The full scale is equal to the amplitude of the transmission signal calculated in Table 2.

What could be the condensates present in a temperate Jupiter? We know that hazes may be important contributors that flatten the infrared transmission spectrum of hot or warm exoplanets, as illustrated by the flat spectrum of GJ1214 b. For temperate objects colder than 500 K, all ices are in gaseous form. We can thus expect temperate Jupiters to be relatively free of condensates, as discussed by Sudarsky et al. (2000). Morley et al. (2012), however, have shown that some condensates (including Na₂S, ZnS and KCl) might be present in the atmospheres of T-dwarfs, so the possible presence of clouds in temperate exoplanets is still an open question. In the lack of more information, we adopt in our study a low value of the albedo (0.03), as has been actually observed on hot Jupiters (Rowe et al. 2008).

Our analysis is consistent with the study of Sudarsky et al. (2000) who have characterized the various types of giant exoplanets as a function of their equilibrium temperature. Giant exoplanets in the 350 – 500 K range, as considered in the present study, are intermediate between Class II and Class III and show no NH₃ nor H₂O clouds; they are supposed to have a very low albedo. The situation would be different for objects with an equilibrium temperature of 250 K (Class II), as the presence of a water cloud would lead to a high albedo. However, Class II objects are not considered in the present study because their expected transmission signal would be below the sensitivity limit of ARIEL (see Section 7).

4. Primary transit spectroscopy of a temperate Jupiter

Let us assume a Jupiter-size exoplanet transiting in front of its host star. During a primary transit, its atmosphere is observed in transmission at terminator in front of the stellar light. The area of planetary atmosphere observed in transmission is an annulus around the planet with a radial height of about 5 x H, where H is the scale height. H is equal to RT/μg, where R is the perfect gaz constant, T the temperature, μ the mean molecular weight of the atmosphere and g the planet's gravity. The amplitude of the absorption within the exoplanet's atmosphere can be approximated as follows (Tinetti et al. 2013)

$$A = 5 \times [2R_p H / R^*]^2 \quad (6)$$

where R_p and R* are the radii of the planet and the star respectively.

For a hydrogen - helium rich planet with μ = 2.4, the scale height (in km) can be expressed as

$$H = 3.46 \times T_P / g \quad (7)$$

where T_P is the equilibrium temperature of the exoplanet in Kelvins and g is the surface gravity in m/s² (at a pressure level of 1 bar). The surface gravity g can be expressed as

$$g = 25 \times M_P / R_p^2 \quad (8)$$

where M_P and R_P are the mass and the radius of the planet, expressed in Jovian masses and radii, respectively. As a result, the amplitude of the absorption can be written (with R^* expressed in solar radii):

$$A = 1.4 \cdot 10^{-6} \times R_P \times H/R^{*2} \quad (9)$$

For a hydrogen-rich exoplanet, we have

$$A = 1.94 \cdot 10^{-7} \times T \times R_P^3/M_P/R^{*2} = 1.94 \cdot 10^{-7} \times T / \rho R^{*2} \quad (10)$$

where ρ is the planet's density, expressed in Jovian units. For hot Jupiters, typical values of A are a few 10^{-4} . The amplitude of the signal is especially strong for planets having a high temperature (and thus being close to their star), a large radius and a low molecular weight.

For a temperate Jupiter with an equilibrium temperature of 400 K around a solar-type star, we find $A = 7.75 \cdot 10^{-5}$. As compared with a hot Jupiter ($T = 1600$ K), the amplitude is lower by a factor of 4 due to the low temperature. As compared with a super-Earth with a density equal of 4 times the Jovian value, with an effective temperature of 1600 K, the amplitude of a temperate giant exoplanet is expected to be of the same order. Temperate Jupiters could thus be considered to exist in the detectability range of ARIEL.

5. Secondary transit spectroscopy of a temperate Jupiter

Secondary transits provide a direct measurement of the dayside emission of the exoplanet. The ratio of the planet/star flux can be approximated as follows (Tinetti et al. 2013):

- in the visible and near-infrared range:

$$\rho_1 = [R_P/R^*]^2 \times [T_P/T^*]^4 \quad (11)$$

- in the mid and far-infrared (Rayleigh-Jeans approximation):

$$\rho_2 = [R_P/R^*]^2 \times [T_P/T^*] \quad (12)$$

For a temperate Jupiter ($T = 400$ K), as compared to a hot Jupiter ($T = 1600$ K), ρ_1 is lower by a factor $4^4 = 256$, and ρ_2 by a factor of 4. As compared with a hot super-Earth, ρ_1 is lower by a factor of 10 and ρ_2 larger by a factor of 7.5. These numbers show that, in the near-infrared range, temperate Jupiters are not suitable targets for secondary transit spectroscopy. The comparison would be more favorable for ρ_2 ; however the Rayleigh-Jeans approximation holds only at long wavelengths (above about $20 \mu\text{m}$), and is not valid in the spectral range of ARIEL (2-8 μm).

It can be noted that the secondary transit spectrum of a temperate Jupiter could be significantly more complex than the primary transit spectrum, for two reasons: (1) if a temperature inversion takes place above the tropopause, the bands of CH_4 , NH_3 and H_2O could be present in emission; (2) photo-dissociation products of methane (i.e. C_2H_2 ,

C₂H₆) could have strong signatures in the mid-infrared, as observed in the case of solar system giant planets.

In summary, we consider that, within the spectral range of ARIEL, temperate Jupiters are suitable targets for primary transit spectroscopy only.

6. How to optimize the primary transit spectroscopy of temperate Jupiters

We now consider temperate giant exoplanets orbiting low-mass stars. The advantage is twofold: (1) the amplitude of the primary transit signal is larger by a factor $[1/R^*]^2$ where R^* is the radius of the star; (2) the revolution period is shorter than a year, which allows repeated transits of the object during the lifetime of the ARIEL mission.

For a star of mass M^* and radius R^* (in solar units) and effective temperature T^* (in K), the star-planet distance D (in AU) of a fast-rotating exoplanet with an equilibrium temperature T_P is given by the following equation:

$$D = [(1-a)^{0.25} \times 279.0 (T^*/5770) \times R^{*0.5}] / T_P^2 \quad (13)$$

or, using the equation

$$L^* = 4\pi\sigma T^{*4} R^{*2} = (M^*/M_S)^3 \quad (14)$$

D can also be expressed as:

$$D = [(1-a)^{0.25} \times 279.0 (M^*)^{3/4} / T_P]^2 \quad (15)$$

where a is the albedo of the planet and T_P its equilibrium temperature; M^* , R^* and T^* are the mass, radius and effective temperature of the host star, expressed in solar units.

In the case of a slow-rotating (tidally locked) planet, equations (13) and (15) become:

$$D = [(1-a)^{0.25} \times 331.0 (T^*/5770) \times R^{*0.5}] / T_P^2 \quad (16)$$

and

$$D = [(1-a)^{0.25} \times 331.0 (M^*)^{3/4} / T_P]^2 \quad (17)$$

Assuming for our exoplanet two possible values of T_P (350 K and 500 K), we determine in each case its distance to its host star D . For each spectral type, we consider the two cases (fast rotating or tidally locked object) and we compare the two values of D with D_{synch} . It can be seen that the tidally locked regime is found for the M5 and M8 stars, while fast-rotating objects are expected in all other cases. Then we calculate the revolution period P of the exoplanet, using the equation:

$$D^3 / P^2 = M^* \quad (18)$$

where D is in AU, P in year and M^* in solar mass.

We then calculate the amplitude of the transmission spectrum using Equation (9) for the two values of the exoplanet's equilibrium temperature. The transit time t is estimated using the following equation:

$$t = [2R^*/D] \times P/2\pi \quad (19)$$

with t expressed in hours, P in days, R^* in solar radii, and D in AU, this equation becomes:

$$t = 0.0359 \times R^* \times P / D \quad (20)$$

Table 2 lists the result for a variety of stars, ranging from solar-type stars to M8 dwarfs.

Table 2

Estimated semi-major axis, rotational period, amplitude of primary transit signal and transit time for a Jovian-like exoplanet transiting around a star of spectral type between G2 and M8, using Equations (9), (13), (15), (16), (17), (18) and (20), with an albedo $a = 0.03$, assuming either a fast rotator (columns 6 and 8) or a tidally locked object (columns 7 and 9). Two cases are considered: $T_p = 350$ K and $T_p = 500$ K. The fast rotator case is favored for G2 to M0 stars (M0 stars are actually an intermediate case); the tidally locked object case is favored for M5 and M8 stars.

Spectral type	R (Rs)	M (Ms)	L (Ls)	T* (K)	D (AU) fast rot.	D (AU) slow rot.	P(d) fast rot.	P(d) slow rot.	A	Transit time (h)
G2 ($T_p= 350$ K)	1.0	1.0	1.0	5770	0.625	0.880	180	301	$6.78 \cdot 10^{-5}$	10.3
G2 ($T_p= 500$ K)					0.306	0.431	61	103	$9.69 \cdot 10^{-5}$	7.1
G5 ($T_p= 350$ K)	0.93	0.93	0.79	5641	0.561	0.790	159	266	$7.84 \cdot 10^{-5}$	9.4
G5 ($T_p= 500$ K)					0.274	0.386	54	91	$1.12 \cdot 10^{-4}$	6.6
K0 ($T_p= 350$ K)	0.85	0.78	0.40	4977	0.431	0.607	117	195	$9.38 \cdot 10^{-5}$	8.3
K0 ($T_p= 500$ K)					0.211	0.297	40	67	$1.34 \cdot 10^{-4}$	5.8
K5 ($T_p= 350$ K)	0.74	0.69	0.16	4242	0.358	0.504	94	157	$1.24 \cdot 10^{-4}$	7.0
K5 ($T_p= 500$ K)					0.175	0.246	32	54	$1.77 \cdot 10^{-4}$	4.9
M0($T_p= 350$ K)	0.63	0.47	0.063	3642	0.201	0.282	48	80	$1.71 \cdot 10^{-4}$	5.4
M0($T_p= 500$ K)					0.099	0.139	17	28	$2.44 \cdot 10^{-4}$	3.9
M5($T_p= 350$ K)	0.32	0.21	0.008	3041	0.06	0.08	12	18	$6.64 \cdot 10^{-4}$	2.6
M5($T_p= 500$ K)					0.03	0.04	4	6	$9.50 \cdot 10^{-4}$	1.7
M8($T_p= 350$ K)	0.13	0.10	0.001	2691	0.02	0.03	3	6	$3.98 \cdot 10^{-3}$	1.0
M8($T_p= 500$ K)					0.01	0.015	1	2	$5.70 \cdot 10^{-3}$	0.6

7. Sensitivity estimate

In order to estimate the observing time needed to obtain a transmission spectrum of a temperate Jupiter, we use as a calibrator the exoplanet WASP-76 b, for which a synthetic transmission spectrum is shown in the ARIEL proposal. This object has a mass of $0.92 M_J$, a radius of $1.83 R_J$, a temperature of 2200 K. The star WASP-76, of V magnitude 9.5, located at 120 pc from the Sun, has a mass of $1.46 M_\odot$, a radius of $1.73 R_\odot$, and a temperature of 6250 K. The star-planet distance is 0.033 AU and the rotation period of the exoplanet is 1.81 days. The amplitude of primary transit is about $1.0 \cdot 10^{-3}$. The time transit is 3.4 hours. A summation of 25 transits (corresponding to 85 hours of total observing time) is needed to achieve a S/N of about 10.

We now estimate the number of transits needed for a temperate Jupiter around a M-dwarf to be observed by transmission spectroscopy with a total observing time of 100 hours. This corresponds to a S/N of about 12 for WASP-76 b, and about 2.5, 9.5 and 57 for temperate Jupiters around M0, M5 and M8 stars respectively. Table 3 summarizes the results. We also indicate the total time in orbit needed to accumulate the required

number of transits; this time must be shorter than the lifetime of the ARIEL mission of 4 years. The case of WASP-76 is added for comparison.

Table 3

Number of transits required to obtain 100 hours of integration time on a temperate Jupiter around a M star and total time required to accumulate these transits.

Spectral type	R*(Rs)	A	S/N in 100 hours	Period (d)	t(h)	Number of transits	Total time needed for $t_{\text{tot}} = 100 \text{ h}$ (d)
WASP-76	1.73	$1.0 \cdot 10^{-3}$	12	1.81	3.4	30	54
M0($T_p=350\text{K}$)	0.63	$1.71 \cdot 10^{-4}$	2	48	5.4	19	912
M0($T_p=500\text{K}$)		$2.44 \cdot 10^{-4}$	3	17	3.9	26	442
M5($T_p=350\text{K}$)	0.32	$6.64 \cdot 10^{-4}$	8	18	2.6	38	684
M5($T_p=500\text{K}$)		$9.50 \cdot 10^{-4}$	11	6	1.7	59	354
M8($T_p=350\text{K}$)	0.13	$3.98 \cdot 10^{-3}$	47	6	1.0	100	600
M8($T_p=500\text{K}$)		$5.70 \cdot 10^{-3}$	67	2	0.6	167	334

It can be seen that all three classes of objects can be considered within a lifetime of 4 years; however, temperate Jupiters around M5 to M8 dwarfs should be favored for a higher S/N ratio and a shorter required time of observation. As shown in Fig. 4, a signal-to-noise of 10 or higher with the resolving power of ARIEL (100 – 200) should be sufficient for separating the signatures of the main molecular species (H_2O , CH_4 , NH_3 , CO , CO_2).

8. How to find exoplanets around M-dwarfs?

So far we know of no example of temperate Jupiters around M stars. Can we estimate the probability of finding such target in the coming decade? We know that M-dwarfs are dominant in stellar populations, however they are difficult to identify because of their low luminosity. According to some authors (Henry et al. 2002; Reylé 2006), 70% of these systems (corresponding to about 3000 samples) might exist remaining to be detected within 25 pc from the Sun. Several hundred of objects have already been found using the ground-based infrared surveys DENIS and 2MASS (Reylé 2006, Rajpurohit et al. 2014).

In addition, the CHEOPS, TESS and PLATO space missions are expected to provide new targets for transit spectroscopy. However, they will be oriented rather toward bright stars and small exoplanets. More importantly, the GAIA space mission is expected to bring an enormous database for this study. According to a simulation of stars observable with GAIA performed by Robin et al. (2014), a total of $1.3 \cdot 10^7$ stars with a visual magnitude less than 12 (corresponding to the sensitivity limit of ARIEL) are expected to be observed by GAIA, including 11% of M-type stars. Knowing that about each star is expected to have a planet, the number of potential candidates is expected to be huge. In addition, GAIA will be able to perform photometry transits of Jupiter-like exoplanets around stars brighter than the 14th magnitude, including M-type stars.

It should be noted that transit spectroscopy around a M-dwarf star might be more difficult than around a G or K star, because of the intermittent flares emitted by these stars. However, the continuous near-infrared monitoring of the stellar flux by ARIEL, in parallel with the transit measurements, should make possible the identification and the removal of these anomalies.

Assuming M-stars can be found in sufficient numbers, one may question the probability of finding giant planets around such low-mass stars. We have no answer to this question yet, but some lessons can be drawn on the basis of the present exoplanet catalogs (Schneider, 2010). We know of about 150 exoplanets with masses greater than 10 jovian masses orbiting F, G or K stars, which seems to indicate that the mass ratio between a giant planet and its host star may actually be greater than the Jupiter/Sun mass ratio; a few examples of such objects can be found in Table 1. In addition, the recent detection of 7 planets in orbit around the ultra-cool M8 star TRAPPIST-1 (Gillon et al. 2017), possibly the result of a migration from beyond the ice line, may suggest that the presence of larger objects is also possible. In addition, the exoplanet demographics from microlensing suggest that giant planets around M-stars are more frequent than expected from radio-velocimetry studies, with a frequency of 0.11 for planets more massive than 50 terrestrial masses (Clanton and Gaudi, 2014).

9. Conclusion

In summary, it appears that temperate Jupiters orbiting M stars at semi-major axes between about 0.1 and 0.5 AU could be suitable targets for ARIEL. If such targets are identified in future surveys, their study with ARIEL would allow us to enlarge the range of physical atmospheric parameters to be covered, and thus to extend the exoplanets' exploration by the mission.

References

Bolton, S. J. et al. 2017. Jupiter's interior and deep atmosphere: The initial pole-to-pole passes with the Juno spacecraft. *Science* 356, 6340-6344

Clanton, C. and Gaudi, B. S. 2014. Synthesizing exoplanet demographics from radial velocity and microlensing surveys. II. The frequency of planets orbiting M-dwarfs. *Astrophys. J.* 791:91 (23pp)

Encrenaz, T. et al. 1999. The atmospheric composition and structure of Jupiter and Saturn from ISO observations: What have we learnt? *Plan. Space Sci.* 47, 1225-1242

Gillon, M. et al. 2017. Seven temperate terrestrial planets around the nearby ultra-cool dwarf star TRAPPIST-1. *Nature* 542, 456-460

Grevesse, N., Asplund, M., Sauval, A.J., 2005. The new solar chemical composition. In: Alecian, G., Richard, O., Vauclair, S. (Eds.), *Element Stratification of Stars, 40 years of Atomic Diffusion*, EAS Publication Series, EDP Sciences.

- Henry, T, Walkowicz, L. M., Barto, T. C., Golimowsky, D. A. 2002. *Astron. J.* 123, 2002
- Kasting, J. F., Whitmire, D. P., and Reynolds, R. T. 1993. Habitable zones around main-sequence stars. *Icarus* 101, 108-128
- Lainey, V. 2016. Quantification of tidal parameters from Solar system data.
- Léger, A. et al. 2009. Transiting exoplanets from the CoRoT space mission. VIII CoRoT-7 b: the first super-Earth with measured radius. *Astron. Astrophys.* 506, 287-302
- Morley, C. V. et al. 2012. Neglected clouds in T and Y dwarf atmospheres. *Astrophys. J.* 756:172(17pp)
- Murray, C. D., Dermott, S. F. 2000. *Solar system dynamics*, Cambridge University Press
- Owen, T. and Encrenaz, T. 2006. Compositional constraints on giant planet formation. *Plan. Space Sci.* 54, 1188-1196
- Pollack, J. B. et al. 1996. Formation of the giant planets by concurrent accretion of solids and gas. *Icarus* 124, 62-85
- Rajpurohit, A. S., Reylé, C., Allard, F. et al. 2013. *Astron. Astrophys.* 556, A15
- Reylé C. 2006. Habilitation à Diriger des Recherches, Observatoire de Besançon.
Robin A et al. 2004
- Robin, A., Reylé, C., Luri, X. et al. 2014. *Mem. S. A. It.* 85, 560
- Sudarsky, D., Burrows, A., Pinto, P. 2000. Albedos and reflection spectra of extrasolar giant planets. *Astrophys. J.* 588, 1121-1148
- Tinetti, G. et al. 2011. The EChO Mission Proposal – A candidate for the ESA M3 mission
- Tinetti, G., Encrenaz, T., Coustenis, A. Spectroscopy of planetary atmospheres in our Galaxy. 2013. *Astron. Astrophys. Rev.* 21, 63
- Tinetti, G. et al. 2015. The ARIEL Mission Proposal – A candidate for the ESA M4 mission