



Whistler envelope solitons. II. Interaction with non-relativistic electron beams in plasmas with density inhomogeneities

C. Krafft, A. S. Volokitin

► To cite this version:

C. Krafft, A. S. Volokitin. Whistler envelope solitons. II. Interaction with non-relativistic electron beams in plasmas with density inhomogeneities. *Physics of Plasmas*, 2018, 25 (10), pp.102302. 10.1063/1.5041075 . hal-01992855

HAL Id: hal-01992855

<https://hal.sorbonne-universite.fr/hal-01992855>

Submitted on 24 Jan 2019

HAL is a multi-disciplinary open access archive for the deposit and dissemination of scientific research documents, whether they are published or not. The documents may come from teaching and research institutions in France or abroad, or from public or private research centers.

L'archive ouverte pluridisciplinaire **HAL**, est destinée au dépôt et à la diffusion de documents scientifiques de niveau recherche, publiés ou non, émanant des établissements d'enseignement et de recherche français ou étrangers, des laboratoires publics ou privés.

Whistler envelope solitons. II. Interaction with non relativistic electron beams in plasmas with density inhomogeneities

C. Krafft¹ and A. Volokitin^{2,3}

¹*Laboratoire de Physique des Plasmas, CNRS, Ecole polytechnique,
UPMC Univ. Paris 06, Univ. Paris-Sud, Observatoire de Paris,
Université Paris-Saclay, Sorbonne Universités, PSL Research University,
91128 Palaiseau, France*

²*IZMIRAN, Troitsk, 142190, Moscow, Russia*

³*Space Research Institute (IKI) 117997, 84/32 Profsoyuznaya Str, Moscow,
Russia*

The paper studies the self-consistent interactions between whistler envelope solitons and electron beams in inhomogeneous plasmas, using a Hamiltonian model of wave-particle interaction where nonlinear equations describing the dynamics of whistler and ion acoustic waves and including a beam current term are coupled with Newton equations. It allows to describe the parallel propagation of narrowband whistlers interacting with arbitrary particle distributions in irregular plasmas. It is shown that the whistler envelope soliton does not exchange energy with all the resonant electrons as in the case of whistler turbulence but mostly with those moving in its close vicinity (locality condition), even if the downstream particle distribution is perturbed. During these interactions the soliton can either damp and accelerate particles, either absorb beam energy and cause electron deceleration. If the energy exchanges are significative, the envelope is deformed; its upstream front can steepen whereas oscillations can appear on its downstream side. Weak density inhomogeneities as the random fluctuations of the solar wind plasma have no strong impact on the interactions of the whistler soliton with the resonant particles.

I. INTRODUCTION

Interactions between whistler waves and electron fluxes have been extensively studied owing to space measurements²⁻⁷ and laboratory experiments⁸⁻¹², as well as in analytical works and numerical simulations¹³⁻²³. Moreover, the interactions of whistlers with particles in inhomogeneous plasmas have been investigated theoretically and numerically. For example, such interactions were studied²⁴ in a plasma with a non uniform magnetic field, considering parallel propagating coherent whistler waves interacting with energetic resonant electrons. A lot of studies were focused on the problem of whistler chorus emissions where the inhomogeneity of the ambient magnetic field plays an important role. However, the influence of other types of inhomogeneities, as random plasma density irregularities, on whistlers' interactions with electron fluxes were only rarely investigated, in particular during the occurrence of nonlinear effects; such plasma irregularities are present in the solar wind or in other space plasmas. They are particularly important as they can strongly reduce the efficiency of wave-particle interactions, as it was evidenced recently for the case of Langmuir turbulence in the solar wind^{25,26}.

Measurements by the satellite *Helios* have shown that whistler turbulence with wave frequencies up to the electron gyrofrequency is present in the solar wind, together with the occurrence of ion acoustic-like type oscillations²⁷. This observation was also confirmed by the spacecraft *Ulysses*²⁸ which detected an ubiquitous whistler wave background in the solar wind, that can be the source of many wave-particle phenomena. When the whistler waves' intensities become sufficiently large, nonlinear effects can occur, and in particular modulational instabilities which can give rise to soliton formation. Large amplitude whistlers have been measured by the *Wind* and *Stereo* satellites⁵ and a statistical study of such waves and their association with energetic electron distributions was reported⁷. Localized whistler wave packets were observed in the solar wind²⁹ and the authors suggested they could be soliton structures. Such packets were also detected by the spacecraft *Freja* and *Cluster* in connection with density cavities, and were reported to be whistler envelope solitons^{30,31}. At the same time, satellites detected different distributions of energetic particles in the plasma regions where such observations were performed. Consequently the questions arise under what conditions these whistler envelope solitons are able to interact with particles, whether or not they can exchange a noticeable amount of energy and momentum with them and in

what extent they can loose their stability.

The interactions of Langmuir and ion acoustic solitons with electron fluxes have been studied theoretically and numerically in non magnetized plasmas by different authors^{32–37}. They have shown that the solitons can damp and that, as a consequence, the kinetic energy of the resonant particles' population can increase. For electromagnetic waves in a magnetized plasma, the situation is obviously more complex and only very rare works have been undergone on this subject. To our knowledge, only in Ref. 37 the case of whistler solitons interacting with an electron beam is investigated; however the authors limited their study to the case of whistlers with frequencies very small compared to the electron gyrofrequency and a parallel beam velocity distribution modeled by a Dirac function. They only calculated the rate of energy loss of the solitons to the beam in conditions typical for the solar wind, using an approach involving a gas of solitons; they did not consider the possibility for the soliton to gain energy from the particles and did not perform numerical simulations to study the dynamics of the whistler envelope solitons interacting with the electrons.

In view of the above, we have built a Hamiltonian model describing the interaction of whistler waves with electron fluxes in a inhomogeneous magnetized plasma, in order to perform numerical simulations aimed to study various nonlinear phenomena. The model involves in particular a parabolic-type equation including self-consistently a beam current term, which is coupled to Newton equations describing the individual motion of the beam electrons as well as to lower frequency equations taking into account ponderomotive effects⁴². This paper is aimed to present this model in detail and to apply it to study the interactions of whistler envelope solitons with electron fluxes (in homogeneous or inhomogeneous plasmas), i.e. to understand the dynamics, the stability and the energy exchanges of the soliton during its interactions with the resonant particles. Such model can also be used to understand whistler chorus modulation by density variations. As a first approach, we consider hereafter coherent narrowband whistler waves propagating parallel to the ambient magnetic field and interacting with arbitrary electron distributions.

II. LINEAR EXCITATION OF COHERENT WHISTLERS BY BEAMS

Most of whistler waves' instabilities are driven by the free energy contained in anisotropic electron velocity distributions as loss cones, rings, horseshoes or beams, which is released via

normal cyclotron resonant interactions, as well as in distributions presenting perpendicular temperatures larger than parallel ones. For example, in the solar wind, the temperature anisotropy and the electron heat flux instabilities of whistlers can likely occur.

Our study concerns narrowband whistler waves excited by beams and propagating parallel to the ambient magnetic field. In this view, studying the wave emission of a hot anisotropic electron beam drifting along a constant magnetic field in a homogeneous cold plasma for a wide range of parameters, some authors¹⁶ calculated the variation of the maximum growth rates γ_{\max} of all types of waves emitted as a function of their propagation angle θ , showing that for the electromagnetic whistler mode, γ_{\max} reaches its highest value at parallel propagation $\theta = 0^\circ$ and remains almost unchanged when θ increases until 30° . However, the electrostatic mode excited (with phase velocity in the direction of the drifting electron beam) presents a larger growth rate for $\theta = 0^\circ$, even if it decreases strongly with θ to reach, around $\theta \simeq 30^\circ$, roughly the same value as that of the electromagnetic mode. So, for quasi-parallel propagation ($\theta \lesssim 30^\circ$), both the whistler and the electrostatic modes can be excited simultaneously. On the contrary, for strict parallel propagation, electrostatic waves grow more fast, so that the beam electrons are trapped and diffused, reducing by the way significantly the whistler growth rates. However, the whistler mode is excited via the normal cyclotron resonances and the electrostatic one by the Landau resonances; therefore, if the beam is not monoenergetic but warm, both modes, excited on different time scales, are also characterized by different ranges of wavenumbers and frequencies. Indeed, at parallel propagation, the electrostatic and electromagnetic modes are uncoupled as they act on different time scales, having different growth rates. But at oblique propagation their growth rates can become comparable and they can act simultaneously.

In Ref.³⁹ it was shown that a cold beam should not be able to excite efficiently whistler waves, due to the fact that electrostatic waves grow more fast than whistlers. However, a sufficiently warm beam is able to radiate whistlers in spite of the diminution of their growth rates during the quasi-linear electrostatic diffusion process. Moreover they estimated that for a dense plasma the whistler instability can dominate if the beam pitch angle $\theta_p = \tan^{-1} (\langle v_\perp^2 \rangle / v_b^2)^{1/2}$ is large enough, i.e. if the perpendicular thermal velocity is large enough (v_b is the beam parallel velocity and $\langle v_\perp^2 \rangle$ is the square perpendicular velocity proportional to the perpendicular thermal energy). For warm beams, the wavenumber width Δk wherein the whistler growth rates are positive can be rather narrow (i.e. $\Delta k/k \ll 1$), as shown below (see

also Refs.^{14–16}). In this case the growth of narrowband whistlers occurs for a limited range of frequencies and wavenumbers; note that, for such type of emissions, the ranges of k where normal cyclotron and Landau resonant velocities are lying are narrow and, for adequate conditions, they can be well separated one from the other. This circumstance justifies the possibility to consider intense parallel propagating whistler emissions and assume hereafter that $\Delta k/k \lesssim 0.1$.

Approximate expressions for the linear growth rate of whistler waves excited in a cold plasma by a warm anisotropic non relativistic beam of velocity distribution function $F_b(v_z, v_\perp)$ were determined⁴⁰, neglecting the parallel temperature effects compared to the perpendicular ones. The parallel propagating whistler dispersion relation can be written as follows, when the beam parallel thermal velocity $v_{T_{bz}}$ is very small compared to the resonance velocity $v_R = (\omega - \omega_c)/k$ (i.e. $kv_{T_{bz}}/(\omega - \omega_c) \ll 1$)

$$c^2 k^2 - \omega^2 + \omega_p^2 \frac{\omega}{\omega - \omega_c} + \frac{n_b}{n_0} \omega_p^2 \left(\frac{\omega - kv_b}{\omega - kv_b - \omega_c} + \frac{k^2 \langle v_\perp^2 \rangle}{2(\omega - kv_b - \omega_c)^2} + \frac{k^2 \langle v_z^2 \rangle \omega_c}{2(\omega - kv_b - \omega_c)^3} \right) \simeq 0, \quad (1)$$

where n_b and n_0 are the beam and the plasma densities; ω and k are the frequency and the wavenumber of the whistler; ω_p and ω_c are the electron plasma and cyclotron frequencies; $\langle v_z^2 \rangle = \int_{-\infty}^{\infty} F_z(v_z) v_z^2 dv_z$ and $\langle v_\perp^2 \rangle = 2\pi \int_0^\infty F_\perp(v_\perp) v_\perp^3 dv_\perp$ are the mean square velocities along and perpendicular to the magnetic field, respectively, where F_z and F_\perp are the parallel and the perpendicular beam velocity distributions. This equation has been solved numerically (see Fig. 1) when $F_b(v_z, v_\perp)$ is a DGH (Dory-Guest-Harris) function⁴¹ of index ν

$$F_b(v_z, v_\perp) = \frac{1}{\pi^{3/2} \Gamma(\nu/2 + 1)} \frac{v_\perp^\nu}{v_{T_{bz}} v_{T_{b\perp}}^{\nu+2}} \exp\left(-\frac{v_\perp^2}{v_{T_{b\perp}}^2}\right) \exp\left(-\frac{(v_z - v_b)^2}{v_{T_{bz}}^2}\right) = F_z(v_z) F_\perp(v_\perp), \quad (2)$$

where $v_{T_{b\perp}}$ is the perpendicular beam thermal velocity, with $2\pi \int_0^\infty F_\perp(v_\perp) v_\perp dv_\perp = 1$ and $\int_{-\infty}^\infty F_z(v_z) dv_z = 1$; ν is an integer and Γ is the Gamma function.

The beam drifts in the direction opposite to the ambient magnetic field $\mathbf{B}_0 = B_0 \mathbf{z}$. The interactions between the beam and the waves take place at normal cyclotron resonance conditions $kv_z = \omega - \omega_c$. Using (2) one can calculate that $\langle v_\perp^2 \rangle = v_{T_{b\perp}}^2 (\nu/2 + 1)$. We define in this case the anisotropy factor as $A = (\nu + 1)T_{b\perp}/T_{bz}$, which reduces to $A = T_{b\perp}/T_{bz}$ for a bi-Maxwellian, where T_{bz} and $T_{b\perp}$ are the parallel and the perpendicular beam temperatures.

Figure 1 shows the variations of the growth rate γ/ω_c of whistler waves as a function of their normalized wavenumber ck/ω_c , for three different anisotropy factors A and typical

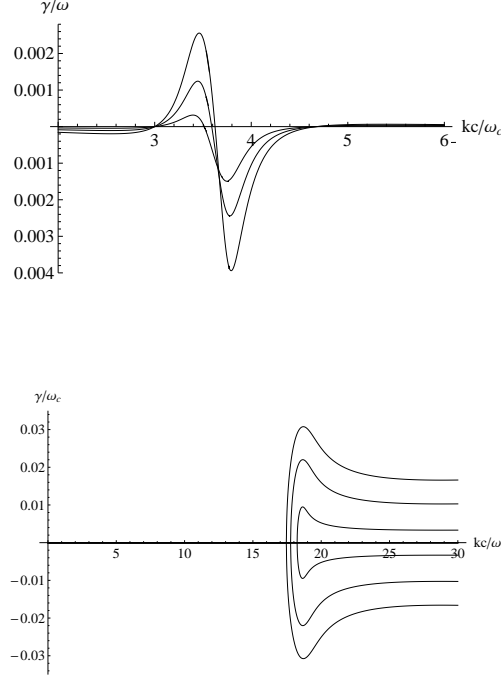


FIG. 1. Linear growth rates γ/ω_c of whistlers as a function of their wavenumbers ck/ω_c , for different temperature anisotropy factors A , in the case of a DGH function with $\nu = 1$. (Upper panel) Magnetospheric conditions with $\omega_p/\omega_c = 5$, $n_b/n_0 = 0.0001$, $v_b/v_T = -18$, $\omega_0/\omega_c \simeq 0.32$, $T_e = 50eV$, $A = 50, 100, 200$. (Lower panel) Solar wind conditions with $\omega_p/\omega_c = 100$, $n_b/n_0 = 0.00005$, $v_b/v_T = -8$, $\omega_0/\omega_c \simeq 0.03$, $T_e = 20eV$, $A = 3, 30, 80$. For both cases, the maximum growth rate γ_{\max}/ω_c increases with A . T_e and v_T are the electron plasma temperature and the corresponding thermal velocity, respectively.

conditions of the Earth magnetosphere (upper panel) and the solar wind (lower panel). The maximum growth rate increases with A . One can see in both cases that the wavenumber region Δk where γ/ω_c is maximum is narrow, as $\Delta k/k \lesssim 0.1$. Therefore coherent narrowband whistlers propagating parallel to the ambient magnetic field can be efficiently excited by a warm anisotropic beam. Note that the maximum growth rates can reach values of the order of $\gamma/\omega_c \simeq 0.01$ even for weak beams ($n_b/n_0 \ll 10^{-4}$) and rather small anisotropies. Then it is of interest to develop a nonlinear model of coherent whistlers which takes into account the interactions of electromagnetic waves with particle fluxes together with different nonlinear effects : waves' interactions with plasma inhomogeneities, soliton propagation, wave decay, etc. Such model is developed in the next Section.

III. NONLINEAR HAMILTONIAN MODEL

Let us build a model describing the self-consistent interactions of coherent electromagnetic whistlers with particles in a plasma presenting inhomogeneities, by following the approach developed in our companion paper⁴². The electric field of the whistler wave is given by

$$\mathbf{E} = \text{Re} \left(E(z, t) e^{-i\omega_0 t + ik_0 z} (\mathbf{x} + i\mathbf{y}) \right), \quad (3)$$

where $E = E_x - iE_y$ is the slowly varying (with space and time) envelope of the right circularly polarized wave; \mathbf{x} and \mathbf{y} are the unitary vectors along the axes perpendicular to the direction \mathbf{z} of the wave propagation and of the ambient magnetic field $\mathbf{B}_0 = B_0 \mathbf{z}$; E_x and E_y are the coordinates of \mathbf{E} along \mathbf{x} and \mathbf{y} ; ω_0 and $\mathbf{k}_0 = k_0 \mathbf{z}$ are the central frequency and wavenumber of the wave packet. The whistler dispersion relation is given by

$$\mathcal{D}(\omega_0, k_0) = k_0^2 c^2 - \omega_0^2 + \frac{\omega_p^2 \omega_0}{\omega_0 - \omega_c} = 0. \quad (4)$$

Then the equation of evolution of the wave electric field envelope is obtained in the form⁴²

$$i \frac{\partial E}{\partial t} + i v_{g0} \frac{\partial E}{\partial z} + \frac{v'_{g0}}{2} \frac{\partial^2 E}{\partial z^2} = - \frac{\omega_0 \omega_p^2}{(\omega_0 - \omega_c) \mathcal{D}'_0} \left(\rho + \frac{\omega_c}{\omega_0 - \omega_c} \frac{k_0 V}{\omega_0} \right) E, \quad (5)$$

where $\rho = \delta n_e / n_0$ and $V = \delta v_e$ are the perturbations of the slowly varying electron density n_e and fluid velocity v_e , respectively; n_0 is the unperturbed plasma density at equilibrium, and $\mathcal{D}'_0 = (\partial \mathcal{D} / \partial \omega)_0 = (\partial \mathcal{D} / \partial \omega)_{k=k_0, \omega=\omega_0}$ (see also below a similar notation for other variables). The group velocity and its derivative are given by

$$v_{g0} = \left(\frac{d\omega}{dk} \right)_0 = - \frac{(\partial \mathcal{D} / \partial k)_0}{(\partial \mathcal{D} / \partial \omega)_0} = - \frac{2c^2 k_0}{\mathcal{D}'_0}, \quad v'_{g0} = \left(\frac{d^2 \omega}{dk^2} \right)_0 = \frac{v_{g0}}{k_0} \left(1 - \frac{v_{g0}^2}{c^2} \left(1 + \frac{\omega_p^2 \omega_c}{(\omega_c - \omega_0)^3} \right) \right). \quad (6)$$

In the case of quasineutral slow oscillations ($\rho \simeq \delta n_e / n_0 \simeq \delta n_i / n_0$, where δn_i is the ion density perturbation) and, consequently, due to the charge conservation at lowest order ($V \simeq \delta v_e \simeq \delta v_i$, where δv_i is the ion population's velocity perturbation), one can obtain the ion acoustic dynamics in the form⁴²

$$\frac{\partial}{\partial t} \left(V - \frac{k_0 \omega_c \omega_p^2}{\omega_0^2 (\omega_0 - \omega_c)^2} \frac{|E|^2}{16\pi n_0 m_i} \right) + \frac{\partial}{\partial z} \left(c_s^2 \rho + \frac{\omega_p^2}{\omega_0 (\omega_0 - \omega_c)} \frac{|E|^2}{16\pi n_0 m_i} \right) \simeq 0 \quad (7)$$

$$\frac{\partial \rho}{\partial t} + \frac{\partial V}{\partial z} \simeq 0, \quad (8)$$

where the hydrodynamic nonlinear terms have been neglected compared to the ponderomotive terms, which include a stationary and a nonstationary part; c_s is the ion acoustic velocity and m_i is the proton mass. Defining the hydrodynamic flux Ψ in the form

$$\frac{\partial \Psi}{\partial z} = V - \frac{k_0 \omega_c \omega_p^2}{\omega_0^2 (\omega_c - \omega_0)^2} \frac{|E|^2}{16\pi n_0 m_i}, \quad (9)$$

and identifying the couples of canonical variables as $(\Psi, -k_0^2 \rho / \mathcal{D}'_0)$ and (C, C^*) , with $C = \sigma_0 E e^{-i\omega_0 t}$, we get the Hamiltonian of the system without resonant particles as $\mathcal{H}_w = \int_L H_w dz / L$ with

$$H_w = \frac{iv_{g0}}{2} \left(C \frac{\partial C^*}{\partial z} - C^* \frac{\partial C}{\partial z} \right) + \frac{v'_{g0}}{2} \left| \frac{\partial C}{\partial z} \right|^2 + \frac{\omega_0 \omega_p^2 \rho |C|^2}{(\omega_c - \omega_0) \mathcal{D}'_0} + \frac{Ln_0 m_i}{2} \left(c_s^2 \rho^2 + \left(\frac{\partial \Psi}{\partial z} + \frac{k_0 \omega_c \omega_p^2}{\omega_0^2 (\omega_c - \omega_0)^2} \frac{|E|^2}{16\pi n_0 m_i} \right)^2 \right), \quad (10)$$

where we will show below that

$$\sigma_0^2 = \frac{L \varepsilon'_0}{16\pi}. \quad (11)$$

$\varepsilon'_0 = -\mathcal{D}'_0 / \omega_0^2$ is the derivative of the dielectric constant with respect to frequency, taken at $k = k_0$ and $\omega = \omega_0$; L is the size of the system along z . The Hamilton equations are then given by

$$-\frac{k_0^2}{\mathcal{D}'_0} \frac{\partial \rho}{\partial t} = \frac{\delta H_w}{\delta \Psi}, \quad \frac{k_0^2}{\mathcal{D}'_0} \frac{\partial \Psi}{\partial t} = \frac{\delta H_w}{\delta \rho}, \quad \frac{\partial C}{\partial t} = -i \frac{\delta H_w}{\delta C^*}, \quad (12)$$

where δ refers to the functional derivative. Note that the choice of the canonical variables (C, C^*) in the form $C = \sigma_0 E e^{-i\omega_0 t}$ is due to the fact that they have also to be canonical variables for the full system, i.e. the plasma where a flux of resonant electrons is now introduced. This flux has a density n_b which is small compared to that of the background plasma, i.e. $n_b \ll n_0$. Let us determine the energy conservation law starting from the electrons' motion

$$\frac{d\mathbf{v}_p}{dt} = -\frac{e}{m_e} \mathbf{E} - \frac{e}{m_e c} \mathbf{v}_p \times \mathbf{B}, \quad (13)$$

where \mathbf{v}_p is the velocity of the particle p ; m_e and $-e < 0$ are the electron mass and charge. The components of the electric and magnetic fields \mathbf{E} and \mathbf{B} along the axes \mathbf{x} and \mathbf{y} are given by

$$E_x = \text{Re} \sum_k E_k e^{-i\omega_0 t + i(k_0 + k)z}, \quad E_y = \text{Re} \sum_k i E_k e^{-i\omega_0 t + i(k_0 + k)z}, \quad (14)$$

where $k \ll k_0$, and

$$B_x = -\frac{ck_0}{\omega_0} E_y, \quad B_y = \frac{ck_0}{\omega_0} E_x, \quad B_z = B_0 = \frac{\omega_c m_e c}{e}. \quad (15)$$

Then we can calculate that

$$\frac{1}{2} \frac{d\mathbf{v}_p^2}{dt} = -\frac{e}{m_e} (v_{px}E_x + v_{py}E_y) = -\frac{e}{m_e} \operatorname{Re} \sum_k (v_{px} + iv_{py}) E_k e^{-i\omega_0 t + i(k_0+k)z}, \quad (16)$$

which allows to write that

$$\frac{1}{N} \frac{d}{dt} \sum_p \frac{m_e \mathbf{v}_p^2}{2} + e \operatorname{Re} \left(\sum_k E_k^* J_k \right) = 0, \quad (17)$$

with

$$J_k = \frac{1}{N} \sum_p (v_{px} - iv_{py}) e^{i\omega_0 t - i(k_0+k)z_p}, \quad (18)$$

where z_p is the coordinate of the particle p along \mathbf{z} and $N = Ln_b$ is the number of macroparticles representing the resonant electrons; v_{px} and v_{py} are the components of the velocity of the particle p along \mathbf{x} and \mathbf{y} . As in a homogeneous plasma the equation of wave evolution is of the form⁴³

$$\frac{\partial E_k}{\partial t} = \alpha J_k = \frac{8\pi en_b}{\omega_0 \varepsilon'_0} J_k, \quad (19)$$

we get the following energy conservation (17) in the absence of inhomogeneities

$$\frac{d}{dt} \left(\sum_p \frac{m_e \mathbf{v}_p^2}{2} + L \sum_k \omega_0 \varepsilon'_0 \frac{|E_k|^2}{16\pi} \right) = 0. \quad (20)$$

The wave energy density is given by

$$\left(\frac{E_i^* E_j}{16\pi} \frac{\partial (\omega^2 \hat{\varepsilon}_{ij}^h)}{\omega \partial \omega} \right)_0 = \omega_0 \varepsilon'_0 \frac{|E|^2}{16\pi}, \quad (21)$$

where $\hat{\varepsilon}_{ij}^h$ is the Hermitian part of the dielectric tensor $\hat{\varepsilon}_{ij}$ with elements

$$\varepsilon_{xx} = \varepsilon_{yy} = 1 - \frac{\omega_p^2}{\omega^2 - \omega_c^2}, \quad \varepsilon_{xy} = -\varepsilon_{yx} = \frac{i\omega_c \omega_p^2}{\omega (\omega^2 - \omega_c^2)}. \quad (22)$$

Therefore, the total Hamiltonian H_t corresponding to the whistlers propagating in the inhomogeneous plasma and interacting with the flux of resonant particles can be written in the form

$$H_t = H_w + H_p = H_w + \sum_{p=1}^N h_p + \sum_k \omega_0 |C_k|^2, \quad (23)$$

where the kinetic energy of a particle p is defined by (with the gauge $\varphi = 0$)

$$h_p = \frac{m_e \mathbf{v}_p^2}{2} = \frac{1}{2m_e} \left(\mathbf{P}_p + \frac{e}{c} \mathbf{A}_0(z_p) + \frac{e}{c} \operatorname{Re} (A(z_p, t) e^{-i\omega_0 t + ik_0 z_p} (\mathbf{x} + i\mathbf{y})) \right)^2. \quad (24)$$

C_k is the Fourier component of the canonical variable $C = \sigma_0 E e^{-i\omega_0 t}$; \mathbf{P}_p is the generalized momentum of the particle p ; \mathbf{A}_0 is the stationary part of the vector potential \mathbf{A} ; A is the envelope of \mathbf{A} . The full set of Hamilton equations is then provided by (12) applied to the Hamiltonian H_t (23) instead of H_w (10)

$$-\frac{k_0^2}{\mathcal{D}'_0} \frac{\partial \rho}{\partial t} = \frac{\delta H_t}{\delta \Psi}, \quad \frac{k_0^2}{\mathcal{D}'_0} \frac{\partial \Psi}{\partial t} = \frac{\delta H_t}{\delta \rho}, \quad \frac{\partial C}{\partial t} = -i \frac{\delta H_t}{\delta C^*}, \quad (25)$$

together with the two additional relations for each particle p

$$\frac{d\mathbf{P}_p}{dt} = -\frac{\partial H_t}{\partial \mathbf{z}_p}, \quad \frac{d\mathbf{z}_p}{dt} = \frac{\partial H_t}{\partial \mathbf{P}_p}, \quad (26)$$

which provide the Newton equations. Using (25) in the Fourier space, the following relation can be derived from the term H_p describing the wave-particle interaction in (23)

$$i \frac{\partial C_k}{\partial t} = \frac{\partial}{\partial C_k^*} \left(\sum_k \omega_0 |C_k|^2 \right) = \omega_0 C_k. \quad (27)$$

For the first term h_p of H_p (23) we can calculate, using the relation $C = \sigma_0 E e^{-i\omega_0 t} = i\omega_0 \sigma_0 A e^{-i\omega_0 t}/c$, that

$$\begin{aligned} \frac{\delta}{\delta C_k^*} \sum_p h_p &= \sum_p m_e \mathbf{v}_p \cdot \frac{\delta \mathbf{v}_p}{\delta C_k^*} \\ &= \sum_p \mathbf{v}_p \cdot \frac{\delta}{\delta C_k^*} \left(\mathbf{P}_p + \frac{e}{c} \mathbf{A}_0(z_p) + \frac{e}{c} \operatorname{Re} \left(\frac{c}{i\omega_0 \sigma_0} C(z_p, t) e^{ik_0 z_p} (\mathbf{x} + i\mathbf{y}) \right) \right), \end{aligned} \quad (28)$$

which provides the following expression

$$i \frac{\partial C_k}{\partial t} = \frac{ie}{2\omega_0 \sigma_0} \sum_p \mathbf{v}_p \cdot (\mathbf{x} - i\mathbf{y}) e^{-ikz_p} e^{-ik_0 z_p}. \quad (29)$$

Taking into account (27) and (29), we obtain the evolution of the envelope C in the form

$$i \frac{\partial C}{\partial t} - \omega_0 C = ie^{-i\omega_0 t} \frac{\partial}{\partial t} (C e^{i\omega_0 t}) = \frac{ie}{2\omega_0 \sigma_0} \sum_k \sum_p \mathbf{v}_p \cdot (\mathbf{x} - i\mathbf{y}) e^{-ik_0 z_p} e^{-ikz_p} e^{ikz}, \quad (30)$$

where summations on all waves and resonant particles are performed in the right hand side term. The parameter σ_0 can be determined by writing that (see (20))

$$L \sum_k \omega_0 \varepsilon'_0 \frac{|E_k|^2}{16\pi} = \sum_k \omega_0 |C_k|^2 = \sum_k \sigma_0^2 \omega_0 |E_k|^2, \quad (31)$$

which leads to (11), so that (30) can be written as

$$i \frac{\partial E}{\partial t} = \frac{8\pi ie n_b}{\varepsilon'_0 \omega_0 N} \sum_k \sum_p \mathbf{v}_p \cdot (\mathbf{x} - i\mathbf{y}) e^{i\omega_0 t} e^{-ik_0 z_p} e^{-ikz_p} e^{ikz}. \quad (32)$$

Adding the terms provided by the Hamilton equations for H_w (10)-(12), we finally obtain (32) in the form

$$i\frac{\partial E}{\partial t} + iv_{g0}\frac{\partial E}{\partial z} + \frac{v'_{g0}}{2}\frac{\partial^2 E}{\partial z^2} + \frac{\omega_p^2}{\varepsilon'_0\omega_0(\omega_c - \omega_0)}\rho E = -\frac{8\pi i e\omega_0}{\mathcal{D}'_0}\frac{n_b}{N}\sum_k\sum_p(v_{px} - iv_{py})e^{-i(k+k_0)z_p}e^{i\omega_0 t}e^{ikz}, \quad (33)$$

which describes the interaction of the whistlers' electric field envelope with resonant electrons in a plasma with density and velocity inhomogeneities. The right hand side term represents the current contribution of the beam electrons.

The full system to be solved self-consistently consists in the set of equations (7), (8), (13) and (33). A numerical code has been written to solve these equations by using discretization schemes, pseudo-spectral methods and Fast Fourier Transforms. The three-dimensional motion of the individual particles is computed using a leapfrog-type integrator. Owing to the approach used, a limited number N_p of resonant particles ($N_p = 100000 - 500000$) is sufficient to provide clearly interpretable simulation results. Packets of 1024 – 4096 waves of wavenumbers $k_0 + k$ ($|k| \ll k_0$) and frequencies ω_{k_0+k} are used, which present initially narrowband spectra peaked at the central wavenumber k_0 at frequency ω_0 . At the initial state, particles are distributed uniformly in space and described by arbitrary velocity distributions. The one-dimensional simulation box extends along \mathbf{z} over a normalized distance $L\omega_c/c \simeq 3000 - 10000$. More details concerning the numerical scheme are given in the companion paper⁴².

IV. INTERACTION OF WHISTLER ENVELOPE SOLITONS WITH PARTICLES

In this Section we present results of numerical simulations of whistler envelope solitons interacting with electron fluxes at various conditions typical of the heliospheric plasmas. Note that we present hereafter examples only for a few sets of parameters, but the same qualitative conclusions can be stated for quite different plasma conditions, as shown by our simulations' results. This paper is not devoted to fulfill a parametric analysis but to evidence and explain physical mechanisms. We consider weak and warm electron beams with initial velocity distributions $F_b(v_z, v_\perp)$, that propagate in the direction opposite to the ambient magnetic field with a velocity v_b and a density $n_b \ll n_0$, and interact with the whistler

solitons at normal cyclotron resonance velocities $v_{zk} = (\omega_{k_0+k} - \omega_c) / (k_0 + k)$ distributed within a narrow velocity width Δv around the central velocity $v_{z0} = (\omega_{k_0} - \omega_c) / k_0$. Initially the wave packet is chosen in the form of a whistler envelope soliton⁴² moving with the group velocity v_{g0}

$$B(z, t = 0) = B_s \sec \left(\frac{z - z_0}{l_s} \right). \quad (34)$$

The soliton is located at the initial position z_0 and propagates along a simulation box of length L ; its amplitude B_s and width l_s are related as $l_s B_s = (1/\beta) (ck_0/\omega_0)$ with⁴²

$$\beta = \left(\frac{1}{16\pi n_0 m_i c^2} \frac{\omega_p^4}{(\omega_0 - \omega_c)^2} \frac{v_{g0}}{2k_0 v'_{g0}} \left(1 + \frac{\omega_c}{\omega_0 - \omega_c} \frac{k_0 v_{g0}}{\omega_0} \right)^2 \frac{1}{(c_s^2 - v_{g0}^2)} \right)^{1/2}. \quad (35)$$

The corresponding density and fluid velocity perturbations⁴², i.e. $\rho(z, t = 0) = \rho_0 \sec^2((z - z_0)/l_s)$ and $V(z, t = 0) = V_0 \sec^2((z - z_0)/l_s)$, are moving with the same velocity as the field envelope. Note that in (35) the ratio v_{g0}/k_0 is always positive, as well as the term $v'_{g0}(c_s^2 - v_{g0}^2)$; the soliton is either supersonic ($v_{g0} > c_s$) when $v'_{g0} < 0$, either subsonic ($v_{g0} < c_s$) when $v'_{g0} > 0$.

Figure 2 shows the damping of a high intensity whistler soliton when it interacts with the tail of a Maxwellian electron velocity distribution centered at $v_z = 0$. The slow decrease with time of the energy density variation of the soliton, i.e. $\Delta W = W(t) - W(0)$ (Fig. 2a), shows that it keeps most of its energy during several tens of thousands of cyclotron periods ω_c^{-1} ; eventually the soliton has lost only a few percents of its energy ($\Delta W/W(0) \simeq 2\%$ at $\omega_c t \simeq 35000$). During its propagation the magnetic field envelope (34) is accompanied by the slow fluid velocity and density perturbations V and ρ which move with the same velocity (see Fig. 3). The profile of the magnetic field envelope is only very slightly deformed (at the bottom edge of the upstream front) after its travel along the whole box. Meanwhile resonant particles are accelerated, as shown by the time evolution of the variations of their parallel, perpendicular and total kinetic energy densities, i.e. $\Delta K_z = K_z(t) - K_z(0) < 0$, $\Delta K_\perp = K_\perp(t) - K_\perp(0) > 0$ and $\Delta K_t = K_t(t) - K_t(0) > 0$, respectively (Fig. 2b). The parallel kinetic energy of the particles is decreased whereas the perpendicular and the total ones are increased. Moreover, ΔK_t is shown on Fig. 2a together with ΔW as well as the sum $\Delta K_t + \Delta W \simeq 0$ (dashed line) demonstrating the total energy's conservation.

As the size of the simulation box is limited and the boundary conditions are periodic, one has to take care in the frame of this study that all electrons should only travel one time

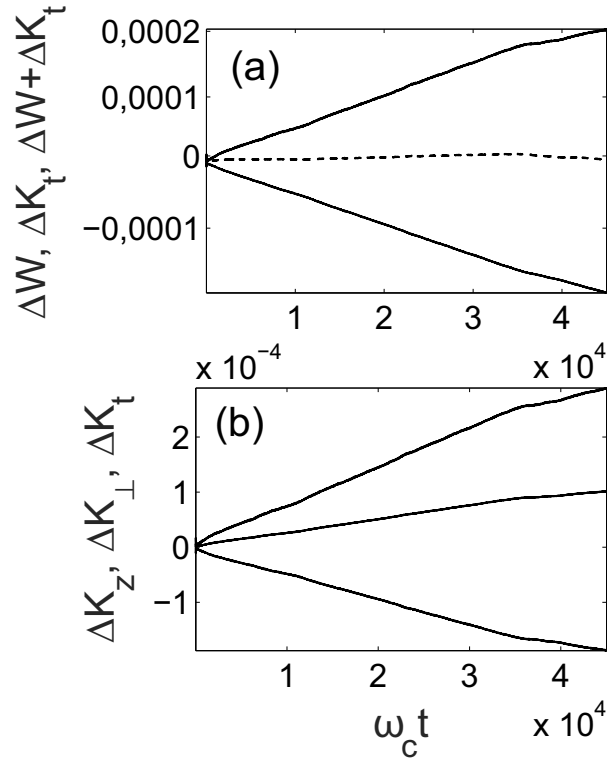


FIG. 2. Soliton interacting with a Maxwellian tail. (a) Time evolution of the variations of the soliton energy density $\Delta W = W(t) - W(0)$ (lower curve) and of the total kinetic energy of the resonant electrons, $\Delta K_t = K_t(t) - K_t(0)$ (upper curve), in arbitrary units; the dashed curve represents the vanishing total energy variation $\Delta W + \Delta K_t = 0$. (b) Time evolution of the variations of the parallel (lower curve), the perpendicular (upper curve) and the total (middle curve) kinetic energy densities ΔK_z , ΔK_\perp and ΔK_t of the resonant electrons, in arbitrary units. Main parameters are : $Lc/\omega_c = 3500$, $v_T/c = 0.005$, $\omega_p/\omega_c = 17$, $\omega_0/\omega_c \simeq 0.35$, $ck_0/\omega_c = 12.6$, $n_b/n_0 = 0.00002$, $-12.5v_T \lesssim v_{zk} \lesssim -9.5v_T$.

across the soliton. Therefore the parameters have been chosen so that the solitons have the time to travel along roughly the full length of the box before they cross the counterstreaming particles for a second time. When this moment is reached the simulation has to be stopped. In order to understand how the soliton interacts with the particles, we examined the time evolution of the resonant electrons' velocity distributions in the plane $v_z - v_\perp$ for three different populations : (i) the first one corresponds to the particles located inside the soliton region, (ii) the second one to those moving upstream the soliton (right part of the simulation

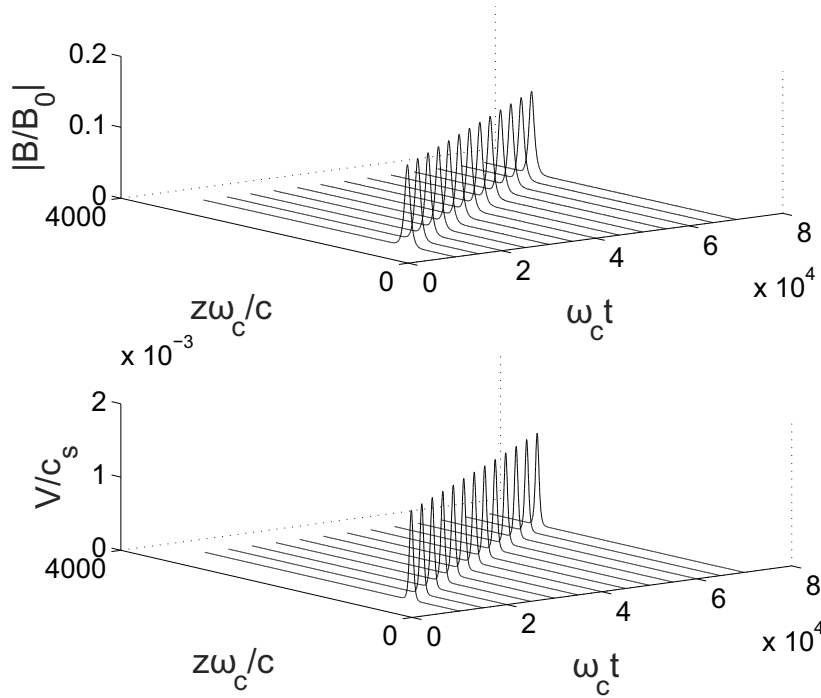


FIG. 3. Whistler envelope soliton along the simulation box at different times. (Upper panel) : Magnetic field envelope B/B_0 . (Lower panel) : Fluid velocity perturbation V/c_s . Parameters are the same as in Fig. 2.

box) and (iii) the third one to those moving downstream it (left part of the box, where the soliton is initially located). Note that the particles move with a negative parallel velocity and the soliton with a positive one so that, at a given time, those located in the downstream (resp. upstream) region have already interacted (resp. did not already interact) with the soliton; moreover, the upstream population can contain some electrons that have been reinjected at the right boundary of the box (due to the periodic boundary conditions) and are originating from the downstream region. The beam velocity distributions $F_b(v_z, v_\perp)$ are represented in Fig. 4 for each population (columns) and for 3 time moments (rows). The first statement provided by this analysis is that the soliton interacts locally with the particles; indeed, one observes that the distributions upstream and downstream the soliton are only weakly affected by their interactions with the nonlinear waves, contrary to those of the electron population located in the soliton region, i.e. of particles with positions $z_p(t)$ satisfying the condition $|z_p(t) - z_{0s}(t)| \lesssim l_s$, where $z_{0s}(t)$ is the coordinate of the center of the soliton at time t . One

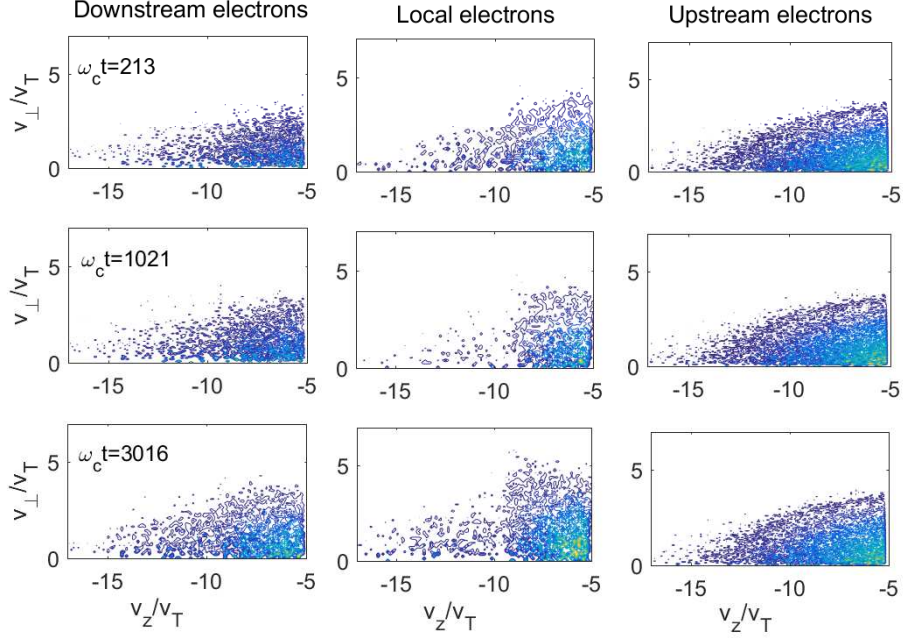


FIG. 4. (Color online) Velocity distributions in the plane $v_z - v_\perp$ at the times $\omega_c t = 213$ (upper row), 1021 (middle row), and 3016 (bottom row), for the three electron populations described in the text. (Left column) : downstream electrons; (Middle column) : local electrons; (Right column): upstream electrons. Velocities are normalized by the electron plasma thermal velocity v_T . Parameters are the same as in Fig. 2.

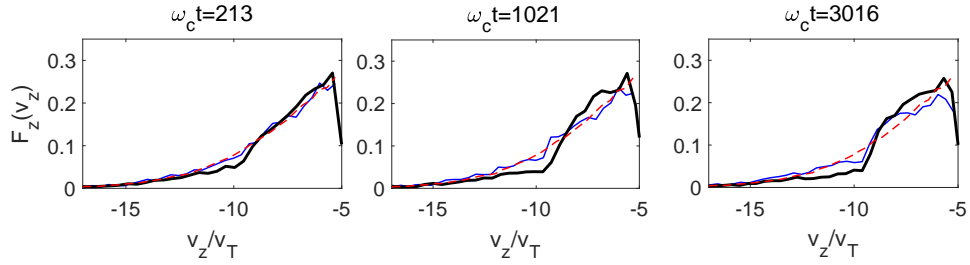


FIG. 5. (Color online) Parallel velocity distributions $F_z(v_z)$ corresponding to the three electron populations of Fig. 4, at the same three time moments $\omega_c t = 213$, 1021, and 3016. For each panel : local electrons (thick black lines), downstream electrons (dashed lines - red dashed online), upstream electrons (thin black lines - blue lines online). Parameters are the same as in Fig. 2.

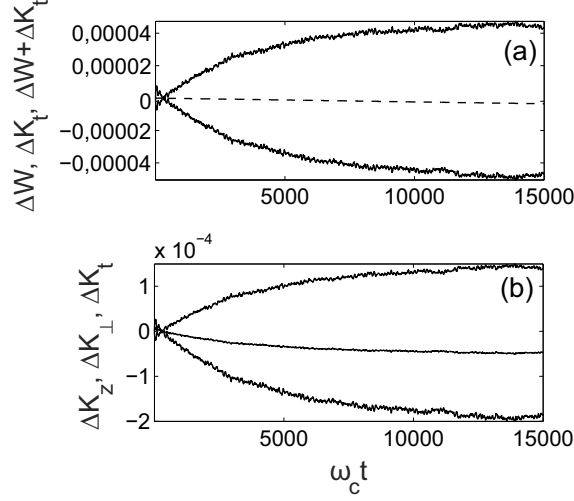


FIG. 6. Soliton interaction with an electron beam. (a) Time evolution of the variations of the soliton energy density $\Delta W = W(t) - W(0)$ (upper curve) and of the total kinetic energy of the resonant electrons, $\Delta K_t = K_t(t) - K_t(0)$ (lower curve), in arbitrary units; the dashed curve represents the vanishing total energy variation $\Delta W + \Delta K_t = 0$. (b) Time evolution of the variations of the parallel (upper curve), the perpendicular (lower curve) and the total (middle curve) kinetic energy densities ΔK_z , ΔK_\perp and ΔK_t of the resonant electrons, in arbitrary units. Main parameters are : $Lc/\omega_c = 7000$, $v_T/c = 0.006$, $\omega_p/\omega_c = 10$, $\omega_0/\omega_c \simeq 0.25$, $ck_0/\omega_c = 5.8$, $n_b/n_0 = 0.00005$, $v_b/v_T = -17$.

can clearly see in Fig. 4 that at times $\omega_c t \simeq 1021$ and $\omega_c t \simeq 3016$ particles have escaped from the region $-12.5v_T \lesssim v_{zk} \lesssim -9.5v_T$ of resonant velocities $v_{zk} = (\omega_{k_0+k} - \omega_c) / (k_0 + k)$; they have decelerated to velocities $|v_{zk}| \lesssim 9.5v_T$, as evidenced by the parallel velocity distribution presented in Fig. 5.

If the interactions of the resonant electrons with the solitary structure occur mainly locally, the soliton is however responsible for the perturbation of the particles' distribution in its downstream region which is modified by its passage, what is not expectable a priori. Note that the position of the soliton is not connected with the resonance conditions (depending on the velocities) that govern its interactions with the beam. The condition on locality is not a sufficient condition for efficient interactions between the solitary structure and the particles.

A second example shows the interaction of a whistler soliton of weak intensity with an

electron velocity distribution in conditions when the soliton can absorb energy from the beam particles, as shown by the evolution of the energy density variation ΔW (Fig. 6a). The energy growth occurs up to $\omega_c t_s \simeq 15000$ where stabilization occurs. The electrons are accelerated along the magnetic field ($\Delta K_z > 0$) whereas the perpendicular ΔK_\perp and the total ΔK_t kinetic energy density's variations decrease with time (Fig. 6b). The balance of energy $\Delta K_t + \Delta W = 0$ is represented by the dashed curve.

The dynamics of the interaction of a whistler soliton with a particle distribution in a inhomogeneous plasma characterized by a density well of the order of 1% of the average plasma density and a scale significantly larger than the soliton width has been studied. One can observe in Fig. 7a that the soliton damps much more quickly than in the case of Fig. 2a; it has lost almost half of its energy at time $\omega_c t \simeq 35000$ and, consequently, a significative increase of kinetic energy (acceleration of particles) has occurred ($\Delta K_t > 0$ in Fig. 7b, with $\Delta K_\perp > 0$, $\Delta K_z < 0$). Meanwhile the shape of the soliton experiences a strong modification (Fig. 8) : the upstream front has steepened whereas oscillations have appeared in the downstream region. The dissipation encountered by the soliton is strong enough to lead to such structure. Moreover, we present in Fig. 9 the same kind of picture as in Fig. 4, i.e. the time evolution in the plane $v_z - v_\perp$ of the velocity distributions of the three electron populations (downstream, local and upstream). The conclusion is similar to that stated previously : the soliton interacts mainly with the particles located in its vicinity at a given time, the others participating only weakly. The same simulation has been performed without the particles, but keeping the plasma inhomogeneity. All effects observed above are no more visible : they are actually generated by the interactions with electrons and not by the density inhomogeneity.

For comparison we present the case of a soliton traveling in an inhomogeneous plasma with a density well but interacting with another distribution of particles. The velocity distributions at three different times for the three electron populations mentioned above (see Fig. 10) show that significative particle deceleration and perpendicular heating affect the local population and perturb slightly the downstream one (see the middle and left columns of Fig. 10). Meanwhile the soliton damps and has lost around 5% of its energy at time $\omega_c t \simeq 40000$, i.e. much less than in the previous case. In spite of this small loss of energy, the shape of the soliton is modified as the front has slightly steepened. Note that a simulation performed with the same parameters but with a homogeneous plasma provides

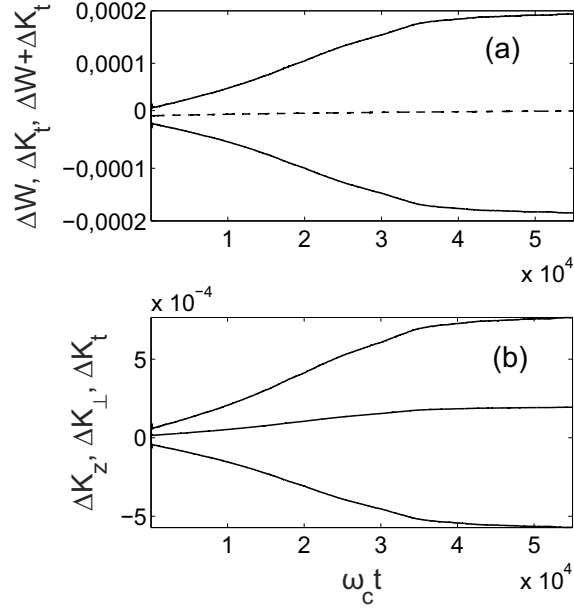


FIG. 7. Soliton interaction with an electron beam in a inhomogeneous plasma. (a) Time evolution of the variations of the soliton energy density ΔW (lower curve) and of the total kinetic energy of the resonant electrons, ΔK_t (upper curve), in arbitrary units; the dashed curve represents the vanishing total energy variation $\Delta W + \Delta K_t = 0$. (b) Time evolution of the variations of the parallel (lower curve), the perpendicular (upper curve) and the total (middle curve) kinetic energy densities ΔK_z , ΔK_\perp and ΔK_t of the resonant electrons, in arbitrary units. Main parameters are : $Lc/\omega_c = 7000$, $v_T/c = 0.006$, $\omega_p/\omega_c = 10$, $\omega_0/\omega_c \simeq 0.25$, $ck_0/\omega_c = 5.8$, $n_b/n_0 = 0.00005$, $v_b/v_T = -25$.

the same results, showing that, as expected, the large scale inhomogeneity does not play a significant role, even if the soliton experiences very small acceleration and deceleration when it travels through it in absence of particles⁴².

On another hand, the rate of exchange of energy (loss or gain) between a whistler soliton and an electron beam can also be estimated analytically in the frame of the electromagnetic quasilinear theory of the weak turbulence. However this approach has some limitations, due partly to the fact that it can not take into account the local character of the interaction evidenced above. Nevertheless we can determine by such calculation under what physical conditions an envelope soliton of small or moderate intensity can loose or gain energy during its interactions with the particles and quantify these exchanges. Moreover the estimation

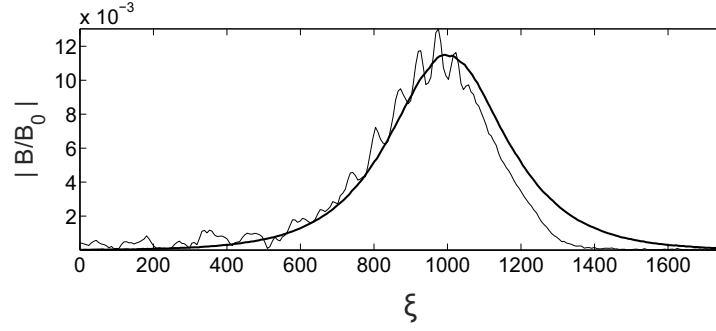


FIG. 8. Profile of the magnetic field envelope soliton B/B_0 as a function of the coordinate $\xi = z - v_{g0}t$ in the frame moving with the soliton velocity v_{g0} , at times $\omega_c t = 10500$ (thin line) and $\omega_c t = 0$ (thick line). Parameters are the same as in Fig. 7.

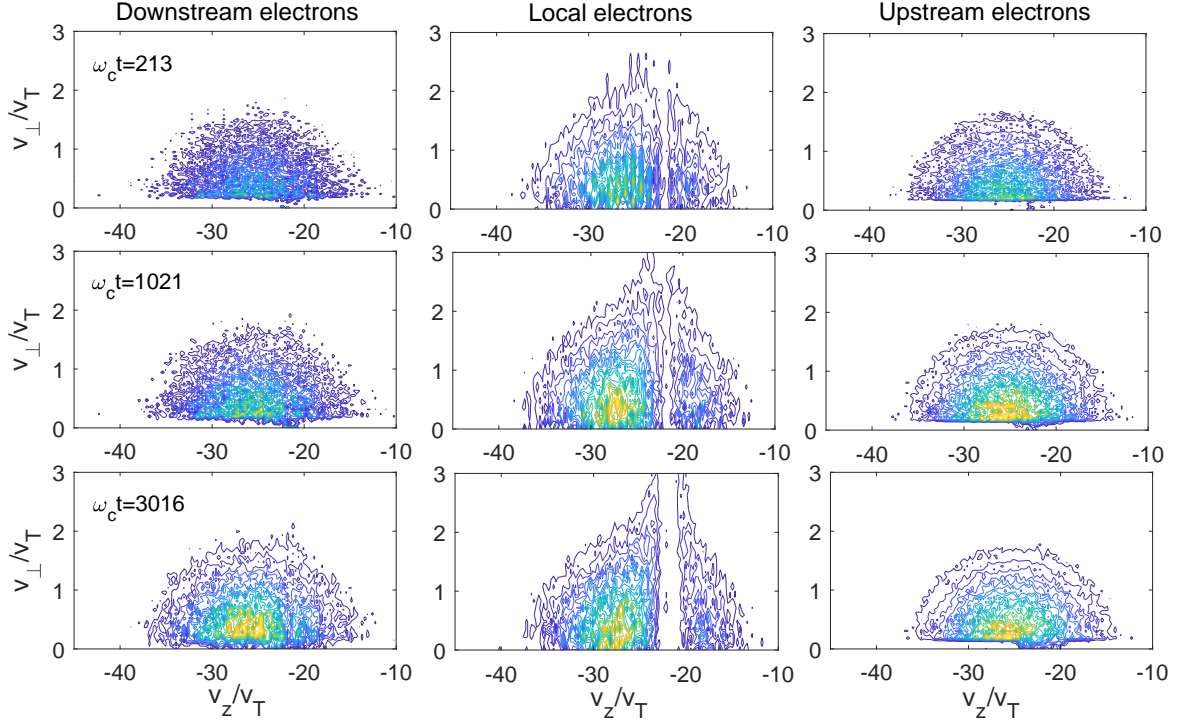


FIG. 9. (Color online) Velocity distributions in the plane $v_z - v_\perp$ at the times $\omega_c t = 213$ (upper row), 1021 (middle row), and 3016 (bottom row), for the three electron populations described in the text. (Left column) : downstream electrons; (Middle column) : local electrons; (Right column): upstream electrons. Parameters are the same as in Fig. 7.

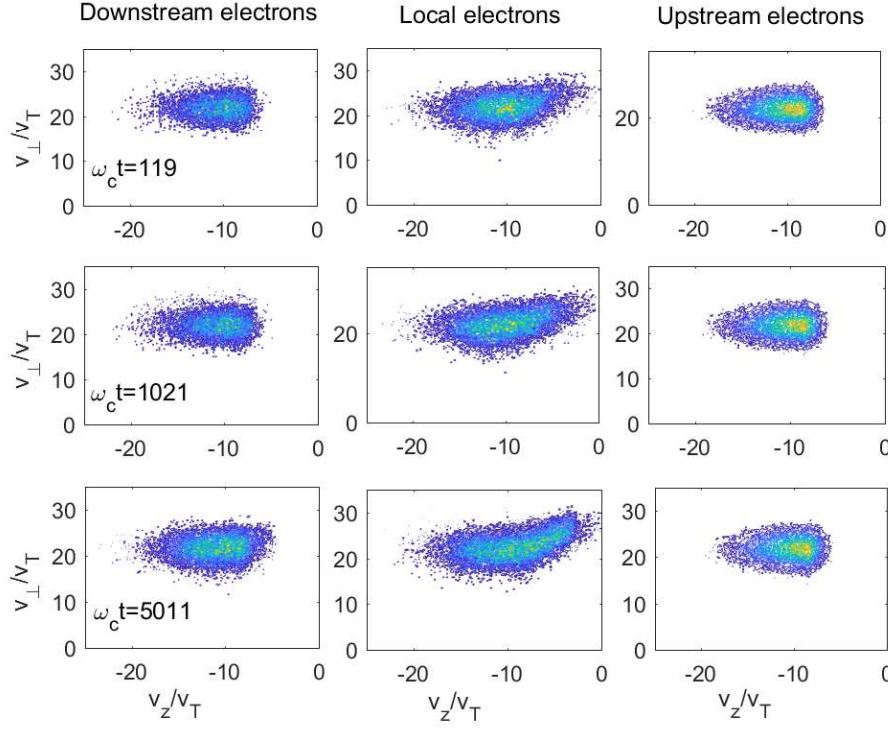


FIG. 10. (Color online) Velocity distributions in the plane $v_z - v_\perp$ at the times $\omega_c t = 119$ (upper row), 1021 (middle row), and 5011 (bottom row), for the three electron populations described in the text. (Left column) : downstream electrons; (Middle column) : local electrons; (Right column): upstream electrons. Main parameters are : $Lc/\omega_c = 3500$, $v_T/c = 0.005$, $\omega_p/\omega_c = 17$, $\omega_0/\omega_c \simeq 0.4$, $ck_0/\omega_c = 14.4$, $n_b/n_0 = 0.00002$, $v_b/v_T = -9$.

given below on the basis of such analytical study shows a rather good agreement with the numerical simulations' results based on the Hamiltonian model. Another more complex approach, which consists in calculating the rate of energy exchange of a moving envelope soliton only with those particles located in its vicinity at a give time, is currently under investigation and will be the subject of a forthcoming paper.

In the frame of electromagnetic quasilinear theory, the slow time variation of the space-averaged electron distribution function $F_b(v_z, v_\perp, t)$ can be written in the form⁴⁴

$$\begin{aligned} \frac{\partial F_b(v_z, v_\perp, t)}{\partial t} &= \frac{\pi e^2}{m_e^2} \sum_k |E_k|^2 \times \\ &\times \left(\frac{kv_\perp}{\omega_k} \frac{\partial}{\partial v_z} + \left(1 - \frac{kv_z}{\omega_k} \right) \frac{1}{v_\perp} \frac{\partial}{\partial v_\perp} v_\perp \right) \delta(\omega_k - kv_z - \omega_c) \left(\frac{kv_\perp}{\omega_k} \frac{\partial}{\partial v_z} + \left(1 - \frac{kv_z}{\omega_k} \right) \frac{\partial}{\partial v_\perp} \right) F_b(v_z, v_\perp, t), \end{aligned} \quad (36)$$

where δ is the Dirac function. Note that $|E_k|^2$ in Eqs. (36) and (14) have different dimensions; here $|E_k|^2$ is an energy density per surface whereas in Eq. (14) it is an energy density per volume. Thus the time variation of the average kinetic energy density W_K of the resonant electrons (of density n_b) is given by

$$\begin{aligned} \frac{\partial W_K}{\partial t} &= \int_0^\infty \int_{-\infty}^\infty \frac{m_e n_b v^2}{2} \frac{\partial F_b}{\partial t} d\mathbf{v} = \frac{\pi e^2 n_b}{2m_e} \sum_k |E_k|^2 \times \\ &\times \int_0^\infty \int_{-\infty}^\infty \left(\frac{kv_\perp}{\omega_k} \frac{\partial}{\partial v_z} + \left(1 - \frac{kv_z}{\omega_k} \right) \frac{1}{v_\perp} \frac{\partial}{\partial v_\perp} v_\perp \right) (\delta(\omega_k - kv_z - \omega_c) G(v_z, v_\perp, t)) (v_\perp^2 + v_z^2) d\mathbf{v} \end{aligned} \quad (37)$$

where $d\mathbf{v} = 2\pi v_\perp dv_z dv_\perp$ and

$$G(v_z, v_\perp, t) = \left(\frac{kv_\perp}{\omega_k} \frac{\partial}{\partial v_z} + \left(1 - \frac{kv_z}{\omega_k} \right) \frac{\partial}{\partial v_\perp} \right) F_b(v_z, v_\perp, t). \quad (38)$$

By integrating (37) on v_z we get

$$\begin{aligned} \frac{\partial W_K}{\partial t} &= \frac{\pi}{4} \omega_p^2 \frac{n_b}{n_0} \sum_k \frac{|E_k|^2}{k} \int_0^\infty \left[v_{z0}^2 \frac{kv_\perp^2}{\omega_k} \left(\frac{\partial G}{\partial v_z} \right)_{v_{z0}} \right. \\ &\left. + (v_\perp^2 + v_{z0}^2) \left(1 - \frac{kv_{z0}}{\omega_k} \right) \left(\frac{\partial (v_\perp G)}{\partial v_\perp} \right)_{v_{z0}} - \frac{kv_\perp^2}{\omega_k} \left(\frac{\partial}{\partial v_z} (Gv_z^2) \right)_{v_{z0}} \right] dv_\perp, \end{aligned} \quad (39)$$

where $v_{z0} = (\omega_k - \omega_c)/k < 0$ is the normal cyclotron resonant velocity of the wave (ω_k, k) . Let us suppose that initially the resonant particles' velocity distribution $F_b(v_z, v_\perp, t=0)$ is a beam propagating along z in the direction opposite to the ambient magnetic field with an arbitrary perpendicular distribution $F_\perp(v_\perp)$

$$F_b(v_z, v_\perp, t=0) = F_z(v_z - v_b) F_\perp(v_\perp), \quad (40)$$

where $v_b < 0$ is the beam velocity. The normalization is done according to $2\pi \int v_\perp F_\perp(v_\perp) dv_\perp = 1$ and the mean perpendicular velocity square is given by

$$\langle v_\perp^2 \rangle = 2\pi \int_0^\infty v_\perp^3 F_\perp(v_\perp) dv_\perp. \quad (41)$$

Performing further integrations on v_\perp in (39), we get the time variation of the density of kinetic energy in the form

$$\frac{\partial W_K}{\partial t} \simeq \frac{\omega_p^2}{8} \frac{n_b}{n_0} \sum_k |E_k|^2 \frac{\mathcal{F}_k}{k}, \quad (42)$$

where

$$\mathcal{F}_k = \frac{k^2 \langle v_{\perp}^2 \rangle}{\omega_k^2} (v_{z0}^2 F_z''(v_{z0}) - 2v_{z0} F_z'(v_{z0})) + 4 \left(1 - \frac{kv_{z0}}{\omega_k} \right) F_z(v_{z0}). \quad (43)$$

$F_z'(v_{z0})$ and $F_z''(v_{z0})$ are the first and the second order derivatives of $F_z(v_z)$ with respect to v_z , at $v_z = v_{z0}$. As for the system of waves interacting with the resonant particles the total energy is conserved in the considered plasma of size L , we can write for the wave (ω_0, k_0) that

$$-L \frac{\partial}{\partial t} W_K = \frac{\partial W_p}{\partial t} = \left(1 + \frac{c^2 k_0^2}{\omega_0^2} + \frac{\omega_p^2}{(\omega_0 - \omega_c)^2} \right) \frac{\partial}{\partial t} \int \frac{|E|^2}{4\pi} d\xi, \quad (44)$$

where the energy W_p carried by the waves has been derived from (21) and $\xi = z - v_{g0}t$. Thus the rate of change of the energy W_{sol} of a single soliton inside the box of size L is

$$\frac{\partial}{\partial t} \int \frac{|E|^2}{4\pi} d\xi = \frac{\partial}{\partial t} W_{sol} = -\frac{\omega_p^2 n_b}{8 n_0} \left(1 + \frac{c^2 k_0^2}{\omega_0^2} + \frac{\omega_p^2}{(\omega_0 - \omega_c)^2} \right)^{-1} L \sum_k |E_k|^2 \frac{\mathcal{F}_k}{k}. \quad (45)$$

In the frame moving with the whistler group velocity v_{g0} , the electric field of the whistler envelope soliton satisfies $E^2(\xi, t) = E_s^2 \sec^2(\xi/l_s)$. The energy carried by a soliton of size $l_s \ll L$ is

$$W_{sol} = \int \frac{|E|^2}{4\pi} d\xi \simeq \frac{|E_s|^2 l_s}{2\pi}, \quad (46)$$

where $\beta^{-1} = E_s l_s$ (35). Then for the single soliton we can write that

$$E_k = \frac{1}{L} \int_0^L e^{-ik\xi} E d\xi = E_s \frac{\pi l_s}{L} \sec \left(\frac{\pi (k - k_0) l_s}{2} \right),$$

where we took into account the form of the electric field packet (3). Considering the quasi-monochromatic character of the wave packet, we get

$$|E_k|^2 = \frac{E_s^2 \pi^2 l_s^2}{L^2} \sec^2 \left(\frac{\pi (k - k_0) l_s}{2} \right) \simeq \frac{\pi^2 E_s^2 l_s^2}{L^2} \delta_{kk_0}, \quad (47)$$

where the discrete Dirac function δ_{kk_0} satisfies $\delta_{kk_0} = 1$ if $k = k_0$ and $\delta_{kk_0} = 0$ otherwise. Thus, after summation on the wavenumber k in (45), the rate of energy variation for one soliton inside the box is

$$\frac{\partial W_{sol}}{\omega_c \partial t} = \frac{\gamma}{\omega_c} W_{sol}, \quad (48)$$

with the normalized growth/damping rate

$$\frac{\gamma}{\omega_c} \simeq -\frac{\pi^3 \omega_p^2 n_b}{4 \omega_c n_0} \left(1 + \frac{c^2 k_0^2}{\omega_0^2} + \frac{\omega_p^2}{(\omega_0 - \omega_c)^2} \right)^{-1} \frac{\mathcal{F}_{k_0} l_s}{k_0 L}. \quad (49)$$

The sign of the growth rate γ depends only on the sign of \mathcal{F}_{k_0} (43). In the limit when the whistler frequency ω_0 is very low, i.e. when $\omega_0 \ll \omega_c < \omega_p$ and the dispersion relation is thus $\omega_0 \simeq c^2 k_0^2 \omega_c / \omega_p^2$, we obtain

$$\frac{\gamma}{\omega_c} \simeq -\frac{\pi^3}{4} \frac{\omega_c}{k_0} \frac{n_b}{n_0} \left(\frac{\omega_c}{\omega_0} \langle v_{\perp}^2 \rangle \left(F_z''(v_{z0}) + \frac{2k_0}{\omega_c} F_z'(v_{z0}) \right) + 4F_z(v_{z0}) \right) \frac{l_s}{L}. \quad (50)$$

Let us now consider N solitons distributed within the whole box of length L . Their resultant energy is $W_s = \sum N(l_s, k_0) W_{sol}(l_s, k_0) / N$, where $N(l_s, k_0)$ is the number of solitons of width l_s and central wavenumber k_0 , and $W_{sol}(l_s, k_0)$ is the energy of such a soliton (48). If the solitons' positions and phases are not correlated, the rate of the soliton energy density variation is given by

$$\frac{\partial W_s}{\omega_c \partial t} = \sum_{l_s, k_0} \frac{N(l_s, k_0)}{N} \frac{\gamma(l_s, k_0)}{\omega_c} W_{sol}(l_s, k_0). \quad (51)$$

To use this formula one needs to know the distribution of the solitons' characteristics as a function of the scales l_s (or amplitudes E_s) and the wavenumbers k_0 . Unfortunately it is not the case. Nevertheless, let us compare the rate of energy variation of one soliton within the box of length L , obtained owing to the numerical simulations, with the value of γ/ω_c calculated according to (49). Figure 11 shows the variation of γ/ω_c (49) with the resonant velocity $v_{z0} = (\omega - \omega_c)/k$ for the parameters of Fig. 2 (upper panel) and Fig. 6 (lower panel). For the former (latter) case the soliton has lost around 4% (has gained around 8%) of its energy at the time $\omega_c t_1 = 35000$. The initial resonant velocity domain of the soliton is located, for the parallel velocity distribution of Fig. 2 (Fig. 6), in the region $-12 \lesssim v_{z0} \lesssim -9$ where $\gamma/\omega_c < 0$ ($-22.5 \lesssim v_{z0} \lesssim -19.5$ where $\gamma/\omega_c > 0$ for $-21.5 \lesssim v_{z0}$). Estimates calculated using (48)-(49) are in good agreement with the numerical simulations' results as one obtains in the first case, for $N = 1$ and $l_s/L \simeq 1/30$, a relative loss of energy of 4% and, in the second case, for $N = 1$ and $l_s/L \simeq 1/40$, a relative gain of energy of 19%.

Finally, let us mention that numerical simulations performed in the frame of this study (but not presented here because the interactions between the solitons and the particles are not efficient) have shown that whistler solitons can keep their shape and their stability during time periods reaching up to $10^6 - 10^8 \omega_c^{-1}$ and even more, depending on the physical parameters, what corresponds to growth/damping rates γ/ω_c significantly smaller than those presented in Figs. 11a-b. Moreover, the occurrence during their travel of additional physical

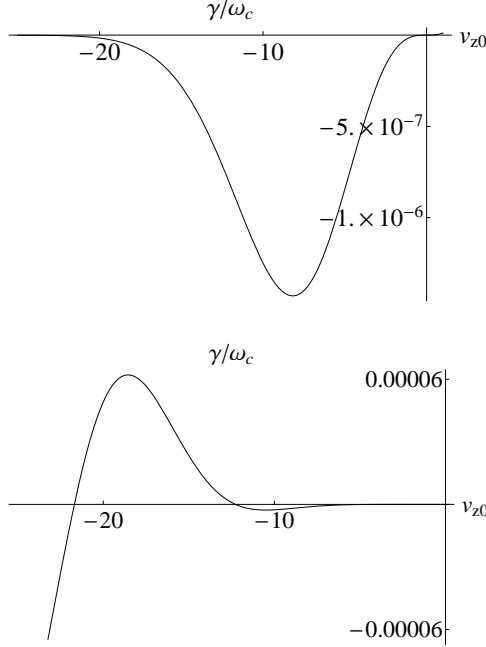


FIG. 11. Variation of γ/ω_c (49) with the resonant velocity v_{z0} . (Upper panel) : The parameters are those of Fig. 2. (Lower panel) : The parameters are those of Fig. 6.

processes able to reduce the efficiency of the wave-particles interactions can increase this range of time by one order of magnitude at least.

V. CONCLUSION

The paper studies the self-consistent interactions of whistler envelope solitons with electron beams in inhomogeneous plasmas, using a Hamiltonian model of wave-particle interactions where a nonlinear whistler equation involving the beam current is coupled with lower frequency fluid and Newton equations. It allows to describe the parallel propagation of narrowband whistlers interacting with arbitrary particle distributions in magnetized plasmas.

It is shown that the whistler envelope soliton interacts mainly locally with the beam particles, i.e. it does not exchange energy with all the resonant electrons but only with those moving in its close vicinity, contrary to the case of particles' interaction with whistler turbulence. Interactions are efficient not only if the wave-particle resonance conditions on the velocities are fulfilled, but also if the resonant particles satisfy a locality condition. Thus, as the number of resonant particles involved in the interactions with the solitary structure is smaller than in the case of whistler turbulence, the energy exchanged with them by the

whistler soliton is also smaller. This double condition has a significative impact on the stability of the soliton.

Indeed, estimates based on the numerical simulations show that whistler solitons can remain stable during $10^6 - 10^8 \omega_c^{-1}$, depending on the physical parameters. Moreover, if the particles moving in the vicinity of the soliton (local particles) are only intermittently in resonance with it or if the free energy of their distribution is reduced due to any other physical effect, it can propagate in the plasma during a range of time increased by one order of magnitude at least, i.e. $10^7 - 10^9 \omega_c^{-1}$, travelling up to a distance of $10^4 - 10^5$ times its own width, and even more. On the contrary, the soliton can be totally damped within a time ranging from several thousands of ω_c^{-1} to a few millions, depending on the physical conditions.

During its interactions with the beam, the soliton can either damp and accelerate particles, either absorb beam energy and cause electron deceleration. If the energy exchanges are significative, the soliton envelope is deformed; its upstream front steepens whereas oscillations appear on its downstream side. Weak density inhomogeneities as the random fluctuations of the solar wind plasma have no strong impact on the interactions of the whistler soliton with the resonant particles.

Electromagnetic quasilinear theory has been used in order to provide an estimate of the loss of energy of a soliton interacting with resonant particles. A rather good agreement is found between these analytical calculations and the numerical simulations based on the Hamiltonian model.

VI. ACKNOWLEDGEMENTS

This work was granted access to the HPC resources of IDRIS under the allocation 2017-A0010510106 made by GENCI. This work has been done within the LABEX Plas@par project, and received financial state aid managed by the Agence Nationale de la Recherche, as part of the programme "Investissements d'avenir" under the reference ANR-11-IDEX-0004-02. C.K. acknowledges the "Programme National Soleil Terre" (PNST) and the Centre National d'Etudes Spatiales (CNES, France). The work was carried out with the financial support of the Russian Foundation for Basic Research, project No. 16-52-16010-NTSNIL_a.

REFERENCES

1

- ²C. F. Kennel, F. L. Scarf, F. V. Coroniti, R. W. Fredricks, D. A. Gurnett, and E. J. Smith, Correlated whistler and electron plasma oscillation bursts detected on ISEE-3, *Geophys. Res. Lett.* 7(2), 129–132 (1980). doi:10.1029/GL007i002p00129.
- ³F. V. Coroniti, C. F. Kennel, F. L. Scarf, and E. J. Smith, Whistler mode turbulence in the disturbed solar wind, *J. Geophys. Res. : Space Phys.* 87(A8), 6029–6044 (2012). doi:10.1029/ja087ia08p06029.
- ⁴O. Moullard, D. Burgess, C. Salem, A. Mangeney, D. E. Larson, and S. D. Bale, Whistler waves, Langmuir waves and single loss cone electron distributions inside a magnetic cloud: Observations, *J. Geophys. Res. : Space Phys.*, 106(A5), 8301–8313 (2001). doi: 10.1029/2000JA900144.
- ⁵C. Cattell, J. R. Wygant, K. Goetz, K. Kersten, P. J. Kellogg, T. von Rosenvinge, S. D. Bale, I. Roth, M. Temerin, M. K. Hudson, R. A. Mewaldt, M. Wiedenbeck, M. Maksimovic, R. Ergun, M. Acuna, and C. T. Russell, Discovery of very large amplitude whistler-mode waves in Earth’s radiation belts, *Geophys. Res. Lett.* 35(1), L01105 (2008). doi: 10.1029/2007GL032009.
- ⁶O. Agapitov, V. Krasnoselskikh, Y. V. Khotyaintsev, and G. Rolland, A statistical study of the propagation characteristics of whistler waves observed by Cluster, *Geophys. Res. Lett.* 38(20), L20103 (2011). doi:10.1029/2011GL049597.
- ⁷L. B. Wilson, C. A. Cattell, P. J. Kellogg, J. R. Wygant, K. Goetz, A. Breneman, and K. Kersten, The properties of large amplitude whistler mode waves in the magnetosphere: Propagation and relationship with geomagnetic activity, *Geophys. Res. Lett.* 38(17), 17107 (2011). doi:10.1029/2011GL048671.
- ⁸C. Krafft, P. Thévenet, G. Matthieussent, B. Lundin, G. Belmont, B. Lembège, J. Solomon, J. Lavergnat, and T. Lehner, Whistler wave emission by a modulated electron beam, *Phys. Rev. Lett.* 72, 649 (1994). doi:10.1103/PhysRevLett.72.649.
- ⁹M. Starodubtsev, C. Krafft, B. Lundin, and P. Thévenet, Resonant Cherenkov emission of whistlers by a modulated electron beam, *Phys. Plasmas* 6(7), 2862–2869 (1999). doi: 10.1063/1.873244.

- ¹⁰M. Starodubtsev and C. Krafft, Resonant cyclotron emission of whistler waves by a modulated electron beam, *Phys. Rev. Lett.* 83, 1335–1338 (1999). doi: 10.1103/PhysRevLett.83.1335.
- ¹¹M. Starodubtsev, C. Krafft, P. Thévenet, and A. Kostrov, Whistler wave emission by a modulated electron beam through transition radiation, *Phys. Plasmas* 6(5), 1427–1434 (1999). doi:10.1063/1.873393.
- ¹²R. L. Stenzel, Whistler waves in space and laboratory plasmas, *J. Geophys. Res. : Space Phys.* 104(A7), 14379–14395 (1999). ISSN 2156-2202. doi:10.1029/1998JA900120.
- ¹³J. C. Lee and F. W. Crawford, Stability analysis of whistler amplification, *J. Geophys. Res. : Space Phys.* 75(1), 85–96 (1970). doi:10.1029/JA075i001p00085.
- ¹⁴K. Hashimoto and H. Matsumoto, Temperature anisotropy and beam type whistler instabilities, *Phys. Fluids* 19(10), 1507–1512 (1976). doi:10.1063/1.861342.
- ¹⁵Y. Omura and H. Matsumoto, Computer experiment on whistler and plasma wave emissions for spacelab-2 electron beam, *Geophys. Res. Lett.* 15,319 (1988).
- ¹⁶Y.L. Zhang, H. Matsumoto, and Y. Omura, Linear and nonlinear interactions of an electron beam with oblique whistler and electrostatic waves in the magnetosphere, *J. Geophys. Res. : Space Phys.* 98(A12), 21353–21363 (1993).
- ¹⁷K. I. Nishikawa, O. Buneman, and T. Neubert, New aspects of whistler waves driven by an electron beam studied by a 3D electromagnetic code, *Geophys. Res. Lett.* 21(11), 1019–1022 (1994). doi:10.1029/94GL00695.
- ¹⁸A. Volokitin, C. Krafft, and G. Matthieussent, Whistler waves emission by a modulated electron beam : nonlinear theory, *Phys. Plasmas* 4(11), 4126–35 (1997). doi: 10.1063/1.872532.
- ¹⁹C. Krafft and A. Volokitin, Nonlinear interaction of whistler waves with a modulated thin electron beam, *Phys. Plasmas* 5, 4243 (1998). doi:10.1063/1.873160.
- ²⁰C. Krafft, A. S. Volokitin, and M. Flé, Nonlinear electron beam interaction with a whistler wave packet, *Phys. Plasmas* 7(11), 4423–4432 (2000). doi:10.1063/1.1308565.
- ²¹C. Krafft and A. Volokitin, Interaction of suprathermal solar wind electron fluxes with sheared whistler waves : Fan instability, *Ann. Geophys.* 21, 1–11 (2003). doi: 10.5194/angeo-21-1393-2003.
- ²²V.Y. Trakhtengerts and M.J. Rycroft, Whistler-electron interactions in the magnetosphere: new results and novel approaches, *J. Atm. Sol.-Terr. Phys.*, 62(17-18), 1719 – 1733 (2000).

doi:[http://dx.doi.org/10.1016/S1364-6826\(00\)00122-X](http://dx.doi.org/10.1016/S1364-6826(00)00122-X).

- ²³B. Eliasson and M. Lazar, Nonlinear evolution of the electromagnetic electron-cyclotron instability in bi-kappa distributed plasma, *Phys. Plasmas* 22(6), 062109 (2015). doi:10.1063/1.4922479.
- ²⁴M. Hikishima, S. Yagitani, Y. Omura, and I. Nagano, Full particle simulation of whistler-mode rising chorus emissions in the magnetosphere, *J. Geophys. Res. : Space Phys.* 114 (A1), A01203 (2009). doi:10.1029/2008JA013625.
- ²⁵C. Krafft, A. S. Volokitin, and V. V. Krasnoselskikh, Interaction of energetic particles with waves in strongly inhomogeneous solar wind plasmas, *Astrophys. J.* 778,111 (2013). doi:10.1088/0004-637X/778/2/111.
- ²⁶C. Krafft, A. S. Volokitin, and V. V. Krasnoselskikh, Langmuir wave decay in inhomogeneous solar wind plasmas: Simulation results, *Astrophys. J.* 809(2), 176 (2015).
- ²⁷H. J. Beinroth and F. M. Neubauer, Properties of whistler mode waves between 0.3 and 1.0 au from Helios observations, *J. Geophys. Res. : Space Phys.* 86(A9), 7755–7760 (1981). doi:10.1029/JA086iA09p07755.
- ²⁸D. Lengyel-Frey, R. A. Hess, R. J. MacDowall, R. G. Stone, N. Lin, A. Balogh, and R. Forsyth, Ulysses observations of whistler waves at interplanetary shocks and in the solar wind, *J. Geophys. Res. : Space Phys.* 101(A12), 27555–27564 (1996). doi:10.1029/96JA00548.
- ²⁹C. T. Russell, D. D. Childers, and P. J. Coleman, Ogo 5 observations of upstream waves in the interplanetary medium: Discrete wave packets, *J. Geophys. Res. : Space Phys.* 76 (4), 845–861 (1971). doi:10.1029/JA076i004p00845.
- ³⁰G.-L. Huang, D.-Y. Wang, and Q.-W. Song, Whistler waves in freja observations, *J. Geophys. Res. : Space Phys.* 109(A2), A02307 (2004). doi:10.1029/2003JA010137.
- ³¹O. Moullard, A. Masson, H. Laakso, M. Parrot, P. Décréau, O. Santolik, and M. Andre, Density modulated whistler mode emissions observed near the plasmopause, *Geophys. Res. Lett.* 29(20), 361–364 (2002). doi:10.1029/2002GL015101.
- ³²A. S. Kingsep, L. I. Rudakov, and R. N. Sudan, Spectra of strong Langmuir turbulence, *Phys. Rev. Lett.* 31, 1482–1484 (1973). doi:10.1103/PhysRevLett.31.1482.
- ³³L. I. Rudakov, *Sov. Phys. Dokl [Dokl. Akad. Nauk S.S.S.R. 207, 821 (1972)]* 17, 1166 (1973).

- ³⁴E. I. Valeo and Y.L. Kruer, Solitons and resonant absorption, *Phys.Rev. Lett.*, 33(13), 750–753 (1974).
- ³⁵V.V. Gorev and A.S. Kingsep, Interaction of Langmuir solitons with plasma particles, *JETP*, 39(6), 1008 (1974).
- ³⁶V.I. Karpman, The effects of the interaction between ion-sound solitons and resonance particles in a plasma, *JETP*, 77, 1382–1395 (1979).
- ³⁷K. Rypdal, J. P. Lynov, H. L. Pécseli, J. Juul Rasmussen, and K. Thomsen, Interaction of Langmuir solitons with resonant particles, *Phys. Scripta*, 1982(T2B), 534 (1982).
- ³⁸M. Y. Yu, P. Shukla, and K. Spatschek, Interaction of an electron beam with whistler solitons, *Phys. Rev. A*, 14, 1547–1550 (1976). doi:10.1103/PhysRevA.14.1547.
- ³⁹Y. Omura and H. Matsumoto, Competing processes of whistler and electrostatic instabilities in the magnetosphere, *J. Geophys. Res. : Space Phys.*, 92(A8), 8649–8659 (1987). doi:10.1029/JA092iA08p08649.
- ⁴⁰T. F. Bell and O. Buneman, Plasma instability in the whistler mode caused by a gyrating electron stream, *Phys. Rev.*, 133(5A), A1300–A1302, (1964).
- ⁴¹R.A. Dory, G.E. Guest, E.G. Harris, Unstable electrostatic plasma waves propagating perpendicular to a magnetic field, *Phys. Rev. Lett.* 7(14), 131 (1965). doi: 10.1103/PhysRevLett.14.131.
- ⁴²C. Krafft and A.Volokitin, Dynamics of whistler envelope solitons in inhomogeneous plasmas, *Phys. Plasmas*, in press, 2018.
- ⁴³C. Krafft and A. Volokitin, Nonlinear fan instability of electromagnetic waves, *Phys. Plasmas*, 17, 102303 (2010). doi:10.1063/1.3479829.
- ⁴⁴R.Z. Sagdeev and A.A. Galeev, *Nonlinear Plasma Theory*, W.A. Benjamin, Inc., New York, 1969.