



HAL
open science

Oxygen Vacancies in Oxide Nanoclusters: When Silica Is More Reducible Than Titania

Andi Cuko, Stefan T Bromley, Monica Calatayud

► **To cite this version:**

Andi Cuko, Stefan T Bromley, Monica Calatayud. Oxygen Vacancies in Oxide Nanoclusters: When Silica Is More Reducible Than Titania. *Frontiers in Chemistry*, 2019, 7, pp.37. 10.3389/fchem.2019.00037 . hal-02046059

HAL Id: hal-02046059

<https://hal.sorbonne-universite.fr/hal-02046059>

Submitted on 22 Feb 2019

HAL is a multi-disciplinary open access archive for the deposit and dissemination of scientific research documents, whether they are published or not. The documents may come from teaching and research institutions in France or abroad, or from public or private research centers.

L'archive ouverte pluridisciplinaire **HAL**, est destinée au dépôt et à la diffusion de documents scientifiques de niveau recherche, publiés ou non, émanant des établissements d'enseignement et de recherche français ou étrangers, des laboratoires publics ou privés.



Oxygen Vacancies in Oxide Nanoclusters: When Silica Is More Reducible Than Titania

Andi Cuko^{1,2}, Stefan T. Bromley^{1,3} and Monica Calatayud^{2*}

¹ Departament de Ciència de Materials i Química Física, Institut de Química Teòrica i Computacional (IQTCUB), Universitat de Barcelona, Barcelona, Spain, ² CNRS, Laboratoire de Chimie Théorique, LCT, Sorbonne Université, Paris, France,

³ Institució Catalana de Recerca i Estudis Avançats (ICREA), Barcelona, Spain

OPEN ACCESS

Edited by:

Javier Carrasco,
CIC Energigune, Spain

Reviewed by:

Gianfranco Pacchioni,
Università degli Studi di Milano
Bicocca, Italy
Alexander Shluger,
University College London,
United Kingdom

*Correspondence:

Monica Calatayud
calatayu@lct.jussieu.fr

Specialty section:

This article was submitted to
Physical Chemistry and Chemical
Physics,
a section of the journal
Frontiers in Chemistry

Received: 09 November 2018

Accepted: 14 January 2019

Published: 07 February 2019

Citation:

Cuko A, Bromley ST and Calatayud M
(2019) Oxygen Vacancies in Oxide
Nanoclusters: When Silica Is More
Reducible Than Titania.
Front. Chem. 7:37.
doi: 10.3389/fchem.2019.00037

Oxygen vacancies are related to specific optical, conductivity and magnetic properties in macroscopic SiO₂ and TiO₂ compounds. As such, the ease with which oxygen vacancies form often determines the application potential of these materials in many technological fields. However, little is known about the role of oxygen vacancies in nanosized materials. In this work we compute the energies to create oxygen vacancies in highly stable nanoclusters of (TiO₂)_N, (SiO₂)_N, and mixed (Ti_xSi_{1-x}O₂)_N for sizes between $N = 2$ and $N = 24$ units. Contrary to the results for bulk and surfaces, we predict that removing an oxygen atom from global minima silica clusters is energetically more favorable than from the respective titania species. This unexpected chemical behavior is clearly linked to the inherent presence of terminal unsaturated oxygens at these nanoscale systems. In order to fully characterize our findings, we provide an extensive set of descriptors (oxygen vacancy formation energy, electron localization, density of states, relaxation energy, and geometry) that can be used to compare our results with those for other compositions and sizes. Our results will help in the search of novel nanomaterials for technological and scientific applications such as heterogeneous catalysis, electronics, and cluster chemistry.

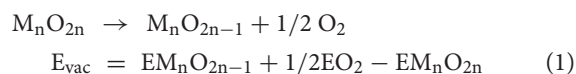
Keywords: TiO₂, SiO₂, titanosilicates, nanoclusters, oxygen vacancy, reducibility

INTRODUCTION

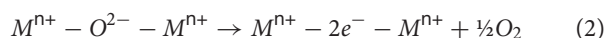
Metal oxides are an important class of materials in many scientific and technological fields. Silica and titania are abundant compounds and play crucial roles in geology (Howie, 1964; Lakshtanov et al., 2007; Lyle et al., 2015), astrochemistry (Lambert et al., 2012; Lee et al., 2015; Komatsu et al., 2018), environmental and chemical sciences (Joo et al., 2014; Kapilashrami et al., 2014), biology and medicine (Mal et al., 2003; Nguyen et al., 2005; Das et al., 2009; Bawazer et al., 2012; Lucky et al., 2016; Saroj and Rajput, 2018). Their ability to exchange oxygen drastically determines their properties. In the case of TiO₂, the loss of lattice oxygen results in a change of color from white to blue, the appearance of magnetism, and is connected with photocatalytic properties (Houlihan et al., 1975; Diebold, 2003; Di Valentin et al., 2006; Na-Phattalung et al., 2006; Vásquez et al., 2016; Li et al., 2018). On the other hand, oxygen vacancies present in amorphous silica have been reported to modify its electronic and optical properties (Rudra and Fowler, 1987; Skuja, 1998; Manveer et al., 2017). Oxygen substoichiometry in silica-based materials is linked to dielectric breakdown and

electroforming in resistive random access memory devices (McPherson and Mogul, 1998; Yao et al., 2010; Wang et al., 2014; Mehonic et al., 2018). Whereas, the effect of creating an oxygen vacancy in bulk and surfaces of both titania and silica is well-reported, little is known about the role these defects may play in nanosized materials and clusters. By means of density functional theory (DFT) based calculations, we characterise the energetics of creating an oxygen vacancy in silica, titania and titanosilicate clusters recently derived from global optimization studies. Low energy clusters can be generated with cluster beam experiments and stabilized by soft landing techniques. Such studies are increasingly looking into the reactivity of the cluster species formed for technologically important reactions (Yin and Bernstein, 2014; Vajda and White, 2015; Sun et al., 2016). With our work we hope to elucidate the reactivity of such nanoclusters as estimated through their reduction by oxygen removal.

From a computational point of view, the energetic cost of removing a neutral oxygen atom from a stoichiometric metal oxide can be calculated with the following equation:



A reducible oxide like titania tends to have small (positive) E_{vac} values, while the energy to form an oxygen vacancy in an irreducible oxide like silica is relatively higher. E_{vac} values can thus be used to compare different systems and provide an initial ranking of reducibility (Ganduglia-Pirovano et al., 2007; Deml et al., 2015; Helali et al., 2017). Typical values for bulk and surface E_{vac} values in rutile and anatase TiO_2 are 3.7–4.5 eV whereas for SiO_2 the values are much higher, 5–8 eV (see Sushko et al., 2005). In addition, the localization of the electrons remaining after the removal of the oxygen in the lattice provides crucial information related to the electronic structure of the defective material (Helali et al., 2017):



It is commonly accepted that removing an oxygen atom from TiO_2 leads to the formation of paramagnetic Ti^{3+} sites in both bulk and surfaces (Houlihan et al., 1975; Di Valentin et al., 2006; Li et al., 2018). The electronic state of reduced titania systems is typically open-shell. In amorphous SiO_2 and quartz the removal of a lattice oxygen results in the formation of a Si-Si covalent bond where the electron pair is stabilized by two Si sites (Sushko et al., 2005). In the quartz surface the removal of an oxygen atom leads to an electron pair localized on a surface silicon site (Silvi and D'Arco, 2006; Causà et al., 2015). This typically leads to electronic states that are closed-shell.

We focus on the effects that the system size reduction to the nanoscale has on the type of oxygen defects exhibited and their resultant E_{vac} values. As has been previously reported for ZrO_2 (Ruiz Puigdollers et al., 2016a,b), CeO_2 (Kozlov et al., 2015), TiO_2 (Morales-García et al., 2018), this may result in a significant change in the materials' properties. Specifically, in this work we investigate the energetic, structural and electronic properties of silica, titania and mixed titanosilicates as regards their tendency

to lose neutral oxygen atoms. These properties are then compared between the different oxides and with respect to the system size, including up to the bulk. At the nanoscale level, we consider a set of globally optimized silica and titania clusters with sizes between 2 and 24 MO_2 units. Moreover, we compare our results for these pure oxides with a comparative set of titanosilicate clusters for the size of 10 MO_2 units. At the bulk level, we consider alpha quartz and rutile phases, respectively, for silica and titania, which are the two most stable phases under ambient conditions. Such systems are then reduced by a single and neutral oxygen vacancy and the results are analyzed to elucidate the role of cluster size, structure and oxide type with respect to the formation of oxygen vacancies.

METHODOLOGY

All nanocluster structures selected in this study correspond to the lowest energy global minima candidates currently reported in the literature as derived by us and/or other authors: SiO_2 systems are derived from Flikkema and Bromley (2003, 2004), Lu et al. (2003), Bromley and Flikkema (2005), TiO_2 systems from Hamad et al. (2005), Woodley et al. (2006), Calatayud et al. (2008a), Syzgantseva et al. (2011), Chen and Dixon (2013), Bhattacharya et al. (2015), Aguilera-Granja et al. (2016), Lamiel-Garcia et al. (2017), and finally mixed titanosilicates are taken from Cuko et al. (2018). A two-step procedure is followed to compute E_{vac} (Equation 1): (i) a selected oxygen atom is removed from a structurally frozen stoichiometric nanocluster and the pre-removal/post-removal energy difference is defined as E_{unrel} , (ii) the post-removal non-stoichiometric nanocluster structure is then fully optimized, with the pre-optimized/post-optimized energy difference defined as E_{vac} . The relaxation energy E_{rel} is then derived as the difference between E_{unrel} and E_{vac} . For the smaller sizes, $N = 2-10$, every symmetrically distinct oxygen site was tested and only the most representative ones were reported. For larger sizes, an exhaustive approach was found to be too computationally demanding and a sampling of approximately 10 oxygen sites was performed, always including all symmetrically non-equivalent terminating oxygens. All DFT based calculations involving reduced nanoclusters were carried out using a spin-polarized formalism, employing the PBE0 functional (Adamo and Barone, 1999) and a tier-1/tight numerical basis set as implemented in the FHI-AIMS code (Blum et al., 2009). In most of the calculations, we did not force the spin multiplicity of the system. However, in a few cases, especially for TiO_2 systems, in order to overcome convergence problems, we forced the spin multiplicity to be either an open shell singlet or a triplet. Recently, room temperature ferromagnetism has been reported for zirconia nanoparticles (Rahman et al., 2016; Albanese et al., 2018). This effect might also take place in titania and could be studied by considering multiple vacancies in future works.

RESULTS AND DISCUSSION

Pure $(SiO_2)_N$ Nanoclusters

Figure 1 shows the calculated values of E_{vac} for the lowest energy SiO_2 nanoclusters together with some selected nanocluster structures. **Figure S1** shows the structures of all stoichiometric

silica nanoclusters used in this work and **Table S1** includes the corresponding values of E_{vac} , E_{unrel} , and E_{rel} for the most stable reduced systems. Generally, stoichiometric silica global minimum nanoclusters tend to possess quite open symmetric structures and typically have between 2 and 4 unsaturated (terminal) oxygen sites. The majority of these structures present silanone centers, which are triply-coordinated planar Si centers involving a terminal oxygen atom (i.e., formally $>Si=O$, but arguably more accurately $>Si^+-O^-$) (Avakyan et al., 2006; Zwijnenburg et al., 2009). For nearly all the silica nanoclusters considered, the terminal oxygen atoms at these sites are found to cost the least energy to be removed, 2.6–2.8 eV, with E_{vac} increasing slightly and monotonically with the size. The $(SiO_2)_{12}$ nanocluster is the only exception as it only displays non-bridging oxygen (NBO) terminal species (i.e., $\equiv Si-O$ species where Si is 4-fold coordinated) rather than silanones. Removing the terminal oxygen atom of an NBO center results in a higher E_{vac} value (3.60 eV) as compared with silanone defects (2.6–2.8 eV). We note that the values of E_{vac} for the removal of oxygen atoms at both silanone and NBO defects are much lower than those for the removal of 2-fold coordinated oxygen atoms in the corresponding bulk systems. From our calculations, for example, we obtained E_{vac} values between 5.06–5.39 eV for α -quartz with a range of vacancy concentrations between 1/24 and 1/3 vacancies per SiO_2 units. These values are also consistent with other work where an E_{vac} value of 5.15 eV was obtained using plane-wave based DFT calculations at the PBE level for the α -quartz structure with a vacancy concentration of 1/48 (Helali et al., 2017). We note that, removing a 2-fold oxygen atom in our nanoclusters typically costs between 4.2 and 5.7 eV (see **Figure S2** which shows selected values for $Si_{10}O_{20}$), which is comparable to the E_{vac} values obtained for bulk α quartz. This confirms that the terminal silanone oxygens are least energetically costly in silica nanoclusters. From a structural point of view, reducing a silanone defective site in a nanocluster leads to a 2-fold Si site displaying a Si-O distance of 1.71 Å. This is slightly longer than the Si-O bond length of 1.62 Å as calculated by Pacchioni and Ferrario (1998) for a 2-fold coordinated Si defect in α quartz using a cluster approach at both wave function theory level employing unrestricted Hartree Fock, and DFT level employing the hybrid B3LYP functional. Further comparing our results with these bulk cluster calculations, in our clusters the O-Si-O angle of a reduced silanone site is found to be between 87 and 111°, depending on whether the defect is part of a two or three membered ring. This compares with a value of 102° found from bulk cluster calculations. Also, the vicinal Si-O-Si^{II} angle (where Si^{II} corresponds to the 2-fold coordinated silicon atom) is found to be between 90 and 133° in our nanoscale clusters against the corresponding values for the same defective site of 141–161° from bulk cluster calculations.

We note that for silica nanoclusters, relaxation is found to have little impact on the energetics of oxygen removal. An analysis of **Figure 1** (see **Table S1** for the values) shows that E_{rel} is generally between 0.06 and 0.12 eV, and is thus <5% of the corresponding E_{vac} . The structures of the relaxed O-deficient nanoclusters are very similar to the original stoichiometric structures. The only exception is the nanocluster structure

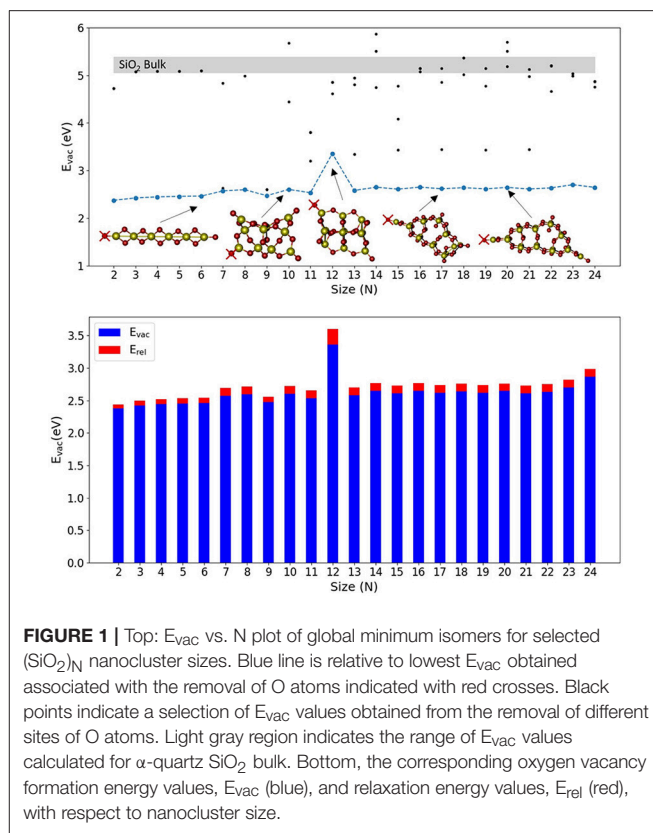


FIGURE 1 | Top: E_{vac} vs. N plot of global minimum isomers for selected $(SiO_2)_N$ nanocluster sizes. Blue line is relative to lowest E_{vac} obtained associated with the removal of O atoms indicated with red crosses. Black points indicate a selection of E_{vac} values obtained from the removal of different sites of O atoms. Light gray region indicates the range of E_{vac} values calculated for α -quartz SiO_2 bulk. Bottom, the corresponding oxygen vacancy formation energy values, E_{vac} (blue), and relaxation energy values, E_{rel} (red), with respect to nanocluster size.

for $N = 12$ that possesses two NBO sites. Oxygen vacancies originating from 2-fold coordinated oxygen atoms, which at nanoscale are less energetically favored than those generated from mono-coordinated oxygen sites, are also well-studied for bulk silica in the literature (Skuja et al., 1984; Skuja, 1998; Sulimov et al., 2002). Specifically, the $\equiv Si-Si \equiv$ equilibrium distance is reported to be 2.3–2.5 Å in α -quartz (Skuja et al., 1984; Skuja, 1998; Sulimov et al., 2002). At the nanoscale, after removal of two-coordinated oxygens we find the $\equiv Si-Si \equiv$ equilibrium distance to be between 2.12–2.37 Å, slightly lower with respect to the range reported for the bulk. Moreover, bulk oxygen removal is known to induce a long range structural distortion and asymmetric relaxation of atoms surrounding the vacancy (Sulimov et al., 2002). Such long-range effects are more difficult to evaluate for clusters for which the sizes range between 5 and 20 Å. However, generally we observe a relatively strong local relaxation for the neighboring atoms, whereas no significant long-range relaxation is observed (usually <0.1 Å of total displacement for distances >3 Å from the vacancy).

The electronic structure of the oxygen-deficient non-stoichiometric silica clusters is consistently found to be a singlet, as expected. The electron density of the highest occupied state is mainly located on the O-deficient silicon site and has the shape of a sp orbital, see **Figure S3**.

Pure $(TiO_2)_N$ Nanoclusters

Figure 2 shows the calculated values of E_{vac} for the lowest energy $(TiO_2)_N$ nanoclusters together with selected nanocluster

structures. **Table S1** shows the corresponding values of E_{vac} , E_{unrel} , and E_{rel} obtained and **Figure S4** shows the $(\text{TiO}_2)_N$ structures used. It can be observed that the $(\text{TiO}_2)_N$ nanocluster structures are more compact and less symmetric than silica clusters for the range selected, with titanium atoms being in 4-, 5-, and 6-fold coordinated environments. Many of these nanocluster structures, especially for sizes smaller than $N = 20$, possess terminal oxygen sites bonded to a Ti atom in a tetrahedral environment ($\equiv\text{Ti}-\text{O}$ species). If present, these terminal oxygens are generally the least energetically costly to remove. In some cases (e.g., $N = 4, 9, 11, 12$), although the removal of a terminal oxygen does not have the lowest associated E_{unrel} value, removing a 2-fold oxygen atom nearby can lead to a reduced nanocluster with the same topology as the one that results from removing the terminal oxygen itself. E_{vac} values for $(\text{TiO}_2)_N$ nanoclusters are found to oscillate between 2.48 and 5.01 eV and display no clear size-dependent trend, contrary to the case of silica nanoclusters. The energetic cost to remove an oxygen atom seems to depend critically on the structure of each cluster. In very few cases (i.e., $N = 17, 22$), the E_{vac} values for TiO_2 nanoclusters was found to be comparable with that found for SiO_2 nanoclusters. In such cases, after the relaxation, the TiO_2 nanocluster structure was found to have neither terminal oxygen sites (usually the site of the oxygen atom removal) nor 3-fold coordinated Ti defective centers, known to be highly destabilizing when left after the removal of a terminal site. We were not able to obtain a E_{vac} value for bulk systems with the computational setup used for the nanoclusters due to severe convergence problems associated with the presence of Ti^{3+} centers. Other authors have calculated E_{vac} for bulk and surfaces of anatase and rutile using DFT-based calculations employing hybrid functionals incorporating between 20 and 25% Hartree Fock exchange, obtaining values between 4.8 eV (Finazzi et al., 2008; Yamamoto and Ohno, 2012; Deák et al., 2014) and 5.4 eV (Islam et al., 2007; Janotti et al., 2010; Lee et al., 2012). We also note that the E_{vac} value for a terminal oxygen in an anatase bulk cut $(\text{TiO}_2)_{35}$ nanoparticle was calculated to be 3.95 eV, using the same methodology as employed herein (Kim et al., 2016). This value is similar to the average value of 3.65 eV, calculated for the lowest E_{vac} values over our set of nanoclusters. Interestingly, for the $(\text{TiO}_2)_{35}$ nanoparticle, the removal of an internal bulk-like three-coordinated oxygen resulted in a lower E_{vac} (i.e., 3.65 eV) with respect to that for removing a terminal oxygen atom. This behavior probably derives from the strong geometrical relaxation induced from the vacancy to the already metastable anatase bulk cut structure.

The relaxation of the TiO_2 nanoclusters after oxygen removal is found to involve more energy than in the case of silica nanoclusters. Specifically, the average E_{rel} value for the lowest energy clusters is found to be 1.50 eV, and in some cases it accounts for more than 2.5 eV ($N = 21, 23$). With a few exceptions, such as for $N = 4, 17, 22$, the removal of terminal oxygens induces a moderate degree of local relaxation. However, when 2-fold coordinated oxygen atoms are removed, significant structural rearrangements take place (i.e., $N = 10, 20, 21, 23, 24$). In **Figure S3** we show the O-deficient structure for $N = 11$ where a 2-fold oxygen atom is removed in the presence of a terminal

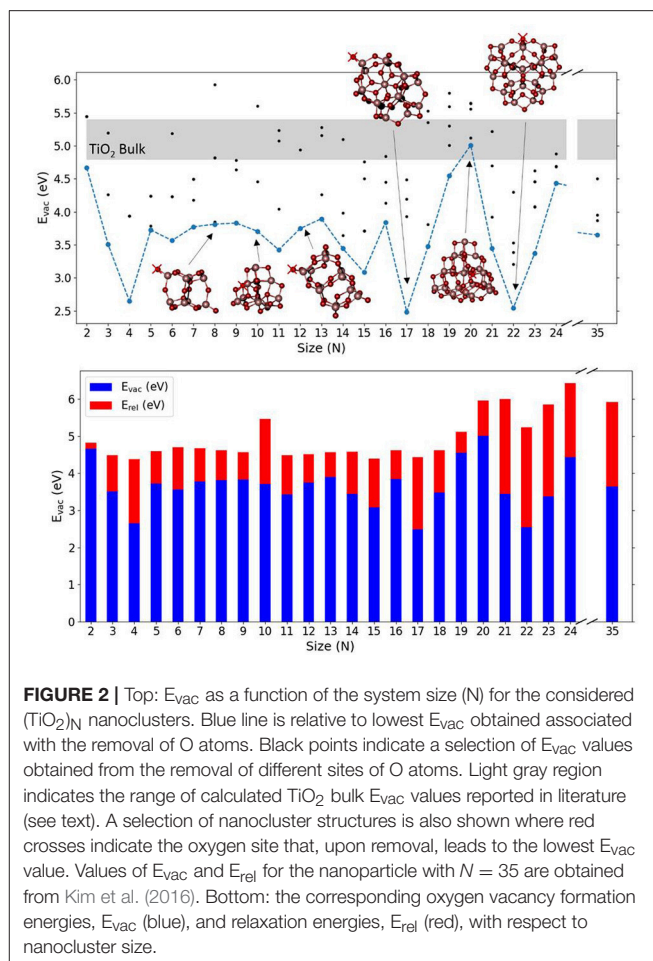


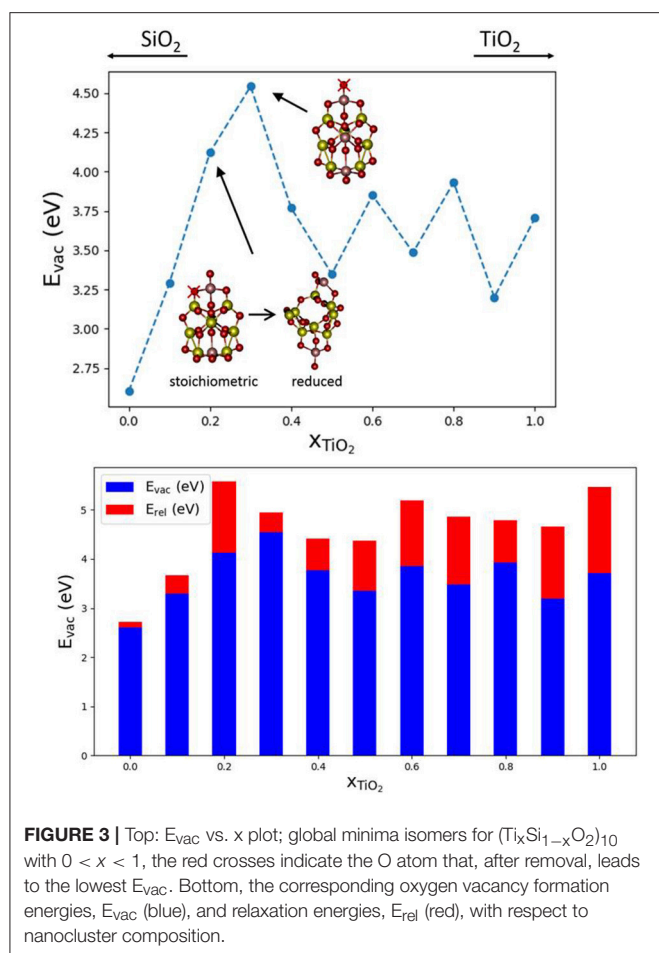
FIGURE 2 | Top: E_{vac} as a function of the system size (N) for the considered $(\text{TiO}_2)_N$ nanoclusters. Blue line is relative to lowest E_{vac} obtained associated with the removal of O atoms. Black points indicate a selection of E_{vac} values obtained from the removal of different sites of O atoms. Light gray region indicates the range of calculated TiO_2 bulk E_{vac} values reported in literature (see text). A selection of nanocluster structures is also shown where red crosses indicate the oxygen site that, upon removal, leads to the lowest E_{vac} value. Values of E_{vac} and E_{rel} for the nanoparticle with $N = 35$ are obtained from Kim et al. (2016). Bottom: the corresponding oxygen vacancy formation energies, E_{vac} (blue), and relaxation energies, E_{rel} (red), with respect to nanocluster size.

oxygen, which then subsequently moves during the relaxation to fill the vacancy.

The electronic structure of the O-deficient clusters is either a triplet with two unpaired electrons occupying two titanium sites or an open shell singlet with unpaired electrons equally delocalized around three Ti centers neighboring the vacancy. **Figure S3** displays the electron density associated with the highest occupied state of the $(\text{TiO}_2)_{10}$ and $(\text{TiO}_2)_{11}$ nanocluster after the removal of an oxygen atom, which is localized on Ti^{3+} sites that carry the electrons left in the vacancy.

Mixed $(\text{Si}_x\text{Ti}_{1-x}\text{O}_2)_N$ Nanoclusters

In order to study the effect of mixing SiO_2 and TiO_2 on E_{vac} values, we have selected $(\text{Ti}_x\text{Si}_{1-x}\text{O}_2)_{10}$ nanoclusters and a Ti content x between 0 and 1. The nanocluster structures used are taken from the global optimized structures reported in Cuko et al. (2018) (see also **Figure S5**). The nanoclusters exhibit different isomers for pure and mixed structures. All the structures possess terminal $\equiv\text{Ti}-\text{O}$ oxygen sites, with the exception of the pure $(\text{TiO}_2)_{10}$ nanocluster. The pure silica $(\text{SiO}_2)_{10}$ nanocluster displays only silanone terminations, whereas mixed systems display typically two terminal oxygen centers bonded with



titanium atoms. The presence of titanium thus seems to allow for relatively more energetically stable terminal oxygen sites than silicon (Cuko et al., 2018). **Figure 3** shows that the E_{vac} values obtained for the mixed nanocluster systems oscillate around 3.7 eV, with the lowest value being found for $x = 0.1$ ($E_{vac} = 3.29$ eV) and the highest value for $x = 0.3$ ($E_{vac} = 4.54$ eV). The mixed nanocluster structure with $x = 0.1$ possesses two terminal oxygen sites bound to a Si and Ti atom. The removal of the terminal oxygen is more energetically facile (i.e., E_{vac} is relatively lower) when it is bound to a silicon atom rather than a titanium atom. As the content of TiO_2 increases, the E_{vac} values are found to initially increase up to $x = 0.30$, and afterwards decrease and oscillate with no obvious trend.

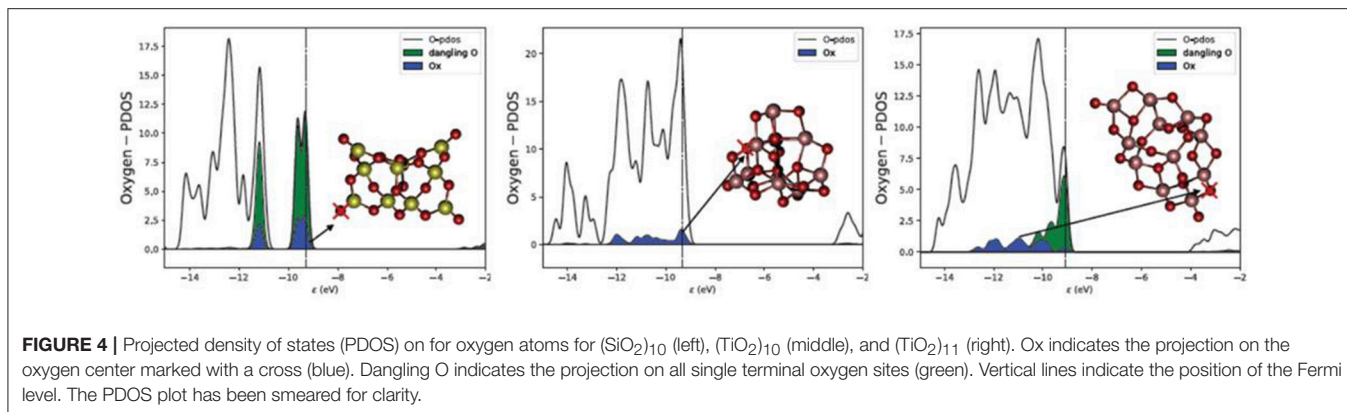
Over the range of $(Ti_xSi_{1-x}O_2)_{10}$ nanoclusters, relaxation effects are relatively less significant for clusters with titania contents of $x = 0.0, 0.1, 0.3$. In the first two cases, indeed, the less energetically costly oxygen to be removed is from a silanone or a Si-NBO site, and therefore, the local structural relaxation effects are similar to those of pure silica systems. The system with $x = 0.2$ is a special case since lowest E_{vac} value we could find is related to the removal of a two coordinated oxygen as shown. The removal of this oxygen atom leads to a significant structural change during the geometry optimization with a consequent relatively large associated E_{rel} value (see **Figure 3**). For higher Ti content, E_{rel}

energies are found to be in the range of 0.6–1.5 eV which is typical for pure TiO_2 nanoclusters. Overall, the mixed $(Ti_xSi_{1-x}O_2)_{10}$ nanocluster systems tend to behave more like titania nanoclusters rather than silica nanoclusters in terms of reduction through O-vacancy formation.

DISCUSSION

The results obtained point to a (sub)nanosize dependency of the formation of oxygen vacancies in silica- and titania-based structures. Firstly, the removal of singly-coordinated terminal oxygen atoms is often associated with low E_{vac} values. This is explained by the low energetic cost of breaking an M–O bond compared with the energy required to break two M–O bonds for oxygen atoms in 2-fold coordinated sites. This is observed in the three types of nanoclusters studied in this work and has been reported in the literature for other oxides, especially in systems exhibiting structural stable dangling bonds. For instance, V_2O_5 in bulk, surface and clusters exhibit structurally stable terminal oxygen sites. The coordination of oxygen sites in vanadia is commonly associated with chemical reactivity (Calatayud and Minot, 2006; Ganduglia-Pirovano et al., 2007; Calatayud et al., 2008b). The lower E_{vac} found for nanoclusters compared to bulk values indicates higher reducibility of the nanosized materials as has been reported for other oxide systems like CeO_2 and ZrO_2 (Bruix and Neyman, 2016; Ruiz Puigdollers et al., 2016b).

It is, however, worth noting that the lowest E_{vac} values found for silica clusters, 2.3–3.6 eV, are generally lower than for titania clusters, 2.48–5.01 eV as also shown from **Figures 1, 2** and **Table S1**. A direct comparison between bulk SiO_2 and bulk TiO_2 was not possible in this study due to the high computational cost and convergence problems with TiO_2 systems. However, there are several studies on O vacancy defects formation in metal oxides (Pacchioni, 2008; Deml et al., 2015; Helali et al., 2017) that agree on associating a higher reducibility to titania (either rutile and anatase phases) with respect to silica bulk (mainly α -quartz). Our results suggest that silica becomes more reducible than titania at the nanoscale, which is contrary to the properties observed for respective bulk materials. The reason for such inverted behavior seems to be connected to the presence of terminal silanone oxygen atoms in low energy silica nanoclusters. The electronic structure (projected density of states) of this site is displayed in **Figure 4**, showing that the energy levels are highly localized in two sharp peaks (one between -9 and -10 eV, and the other between -10.5 and -11.5 eV) associated to higher reactivity. In comparison, the oxygen levels of the 2-fold oxygen in $(TiO_2)_{10}$ are distributed over a 3 eV range of energies (between -9 and -12 eV). In the $(TiO_2)_{11}$ cluster, the electronic energy levels associated with the dangling oxygen lay closer to the Fermi level, between -9 and -11 eV, and those associated with the 2-fold coordinated site levels spread between -9 and -13 eV. The electronic structure of the dangling silanone oxygen in silica is consistent with an enhanced reactivity of this site and with the low E_{vac} values shown. Interestingly, the oxygen vacancy in bulk silica has been reported to exhibit specific electronic transitions associated with the electron pair localized on the

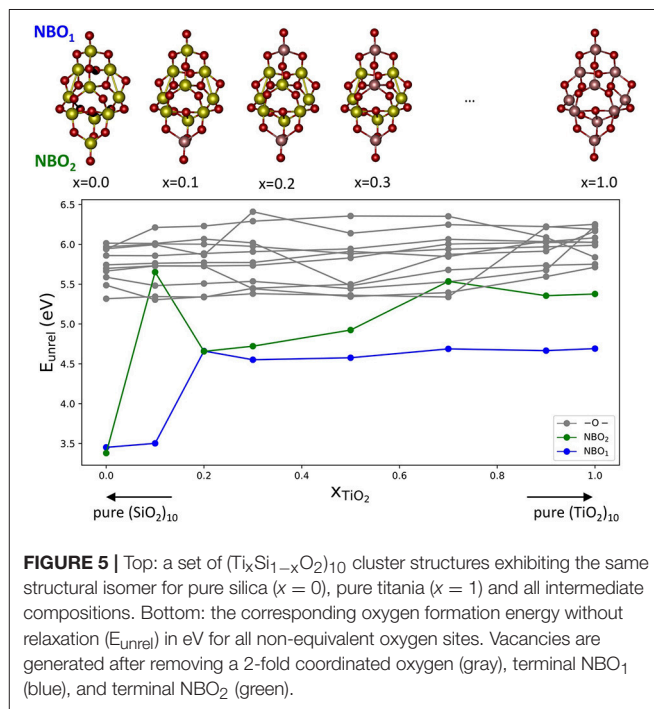


silicon atom after reduction (Cannizzo and Leone, 2004; Sushko et al., 2005). We also observe the highest occupied electronic level of O-deficient $(\text{SiO}_2)_{10}$ cluster localized on the resulting $\text{Si} <$ site (Figure S3 top right), which is consistent with the presence of an electron pair localized on the silicon site.

A second important point is the structure-dependency of the E_{vac} values. In the case of silica nanoclusters, the E_{vac} value is almost constant and related to the presence of Si sites with dangling silanone oxygen sites. However, titania nanoclusters display a greater range of E_{vac} values, depending on the structure near to the removed oxygen atom. Relaxation effects can also be significantly stronger in titania nanoclusters than in silica nanoclusters, which is consistent with the greater variety of E_{vac} sites and values found. The size dependency of E_{vac} values is also different for each nanomaterial. For the system sizes considered here, the majority of silica nanoclusters exhibit a near constant value of $E_{\text{vac}} \sim 2.6$ eV associated with silanone sites, and exceptionally an E_{vac} value of 3.6 eV associated with the NBO in the $(\text{SiO}_2)_{12}$ nanocluster. For larger sizes, silica nanoclusters are predicted to become fully-coordinated (Flikkema and Bromley, 2009), which will result in a jump of E_{vac} to near bulk values ~ 5 eV. As can be seen in Figure S2, 2-fold coordinated oxygens cost 4.4–5.5 eV. In the case of pure titania nanoclusters there seems to be no clear trend with size.

Finally, mixing nanosilica and nanotitania results in chemically and structurally rich nanocluster systems displaying a variety of oxygen sites. Interestingly the presence of titanium induces the disappearance of silanone sites in favor of pyramidal $\equiv\text{Ti}-\text{O}$ species. Whereas terminal oxygen sites are relatively unstable when bonded to silicon, they are stabilized when bonded to titanium. As for pure titania nanoclusters, the values of E_{vac} are found to strongly depend on the structure, the coordination of the oxygen removed, and the degree of relaxation after oxygen removal.

In order to further study the role of the chemical nature of Si and Ti in the oxygen vacancy energy, we consider a set of $(\text{Ti}_x\text{Si}_{1-x}\text{O}_2)_{10}$ structural isomers with the same topology (Figure 5), with selected compositions between $x = 0-1$. Such isomer structures are global minima for titanosilicates with $x = 0.1, 0.2,$ and 0.3 , and are slightly less stable than the global minima for pure systems. They have been geometrically optimized in their stoichiometric composition. We then remove



each non-equivalent oxygen atom keeping the initial geometry frozen. In Figure 5 we report the resulting unrelaxed oxygen vacancy formation energies (E_{unrel}).

Figure 5 shows E_{unrel} as a function of the mixing composition x_{TiO_2} of the cluster. In the plot there are three families of oxygen vacancies according of the type of oxygen removed: the vacancies originating from the removal of two-coordinated oxygen atoms are denoted in gray, whereas those originating from removing the terminal oxygen sites labeled NBO_1 and NBO_2 , respectively, are denoted in blue and green. In most of the cases, vacancies at terminal position are found to provide the lowest E_{unrel} value. For the pure silica cluster isomer, the E_{unrel} values for the NBO_1 and NBO_2 are 3.38 and 3.45 eV, respectively, which values are significantly lower than the corresponding values for pure titania systems, 4.69 and 5.38 eV. This result further confirms that the oxygen vacancy formation energy is driven by the presence of unsaturated O centers and, particularly when such centers are

bonded to Si atoms, are more easily removed than when they are bonded to Ti atoms. This is clearly seen in the $x = 0.1$ isomer that possesses one terminal oxygen on Si and one on Ti: the E_{unrel} for the Si-bonded oxygen NBO_1 is 3.50 eV whereas for the Ti-bonded oxygen NBO_2 it is 5.65 eV. Although relaxation effects have not been considered, based on the results discussed above, they are not expected to be significant. Therefore, the nature of the cationic site, Si or Ti, seems to critically determine the stabilization of the terminal oxygen deficient systems.

CONCLUSIONS

In this work we use DFT-based calculations employing the PBE0 hybrid functional to explore oxygen vacancy formation in globally optimized TiO_2 , SiO_2 , and mixed $\text{Ti}_x\text{Si}_{1-x}\text{O}_2$ nanoclusters for sizes between 2 and 24 stoichiometric oxide units. The properties computed (oxygen vacancy formation energies, electronic structure, nanocluster structure, relaxation effects) are found to critically depend on the nature of the oxide. The behavior of silica nanoclusters is found to be rather constant and dominated by the presence of dangling oxygens in silanone $>\text{Si}=\text{O}$ sites. In titania and titanosilicate nanoclusters; however, we find a strong dependence of the properties with respect to the local geometry. When unsaturated oxygen centers are present in the system, removing such centers is energetically less costly than removing two-coordinated oxygen atoms. Since at the nanoscale such unsaturated centers are naturally present in low energy systems, contrary to the bulk and extended surfaces, we can predict that the reduction of nanosized silica clusters is energetically more favorable than in the bulk. Furthermore, we found that the oxygen vacancy formation in silica nanoclusters is also more favorable than from similar-sized low energy titania nanoclusters. This demonstrates the emergence of an unexpected chemical behavior induced by the small size of the systems considered. We hope that our results will help in the search of novel

materials for applications in scientific and technological fields such as heterogeneous catalysis, electronics, and cluster chemistry.

AUTHOR CONTRIBUTIONS

AC performed all the calculations, figures, tables, analyzed the data, discussed results, and participated in the elaboration of the manuscript. SB and MC directed the work, discussed the data, and wrote the manuscript.

FUNDING

This research was supported by the H2020 project ITN-EJD-642294 (TCCM: Theoretical Chemistry and Computational Modeling). The Spanish MINECO/AEI-FEDER grant: CTQ2015-64618-R and, in part, Generalitat de Catalunya grants: 2017SGR13 and XRTC are acknowledged.

ACKNOWLEDGMENTS

We also acknowledge support from the Spanish MCIU Maria de Maeztu award MDM-2017-0767. The GENCI-CINES/IDRIS (Grant 2016-x2016082131, 2017-x2017082131, 2018-x2018082131) and the Red Española de Supercomputación provided valuable computing time.

SUPPLEMENTARY MATERIAL

The Supplementary Material for this article can be found online at: <https://www.frontiersin.org/articles/10.3389/fchem.2019.00037/full#supplementary-material>

Supplementary Data Sheet 1 | Oxygen vacancy formation energies with and without relaxation (E_{vac} , E_{unrel} , E_{rel}), nanocluster structures employed, E_{vac} values for different O-vacancies, electron density plots of selected O-deficient structures.

REFERENCES

- Adamo, C., and Barone, V. (1999). Toward reliable density functional methods without adjustable parameters: the PBE0 model. *J. Chem. Phys.* 110, 6158–6170. doi: 10.1063/1.478522
- Aguilera-Granja, F., Vega, A., and Balbás, L. C. (2016). New structural and electronic properties of $(\text{TiO}_2)_{10}$. *J. Chem. Phys.* 144, 234312–234312. doi: 10.1063/1.4954060
- Albanese, E., Ruiz Puigdollers, A., and Pacchioni, G. (2018). Theory of ferromagnetism in reduced ZrO_2-x nanoparticles. *ACS Omega* 3, 5301–5307. doi: 10.1021/acsomega.8b00667
- Avakyan, V. G., Sidorkin, V. F., Belogolova, E. F., Guselnikov, S. L., and Guselnikov, L. E. (2006). AIM and ELF electronic structure/G2 and G3 π -bond energy relationship for doubly bonded silicon species, H_2Si_X ($X = \text{E}^{14}\text{H}_2, \text{E}^{15}\text{H}, \text{E}^{16}$). *Organometallics* 25, 6007–6013. doi: 10.1021/om0605478
- Bawazer, L. A., Izumi, M., Kolodin, D., Neilson, J. R., Schwenzler, B., and Morse, D. E. (2012). Evolutionary selection of enzymatically synthesized semiconductors from biomimetic mineralization vesicles. *Proc. Nat. Acad. Sci.* 109, E1705–E1714. doi: 10.1073/pnas.1116958109
- Bhattacharya, S., Sonin, B. H., Jumonville, C. J., Ghiringhelli, L. M., and Marom, N. (2015). Computational design of nanoclusters by property-based genetic algorithms: tuning the electronic properties of $(\text{TiO}_2)_n$ clusters. *Phys. Rev. B* 91, 241115–241115. doi: 10.1103/PhysRevB.91.241115
- Blum, V., Gehrke, R., Hanke, F., Havu, P., Havu, V., Ren, X., et al. (2009). Ab initio molecular simulations with numeric atom-centered orbitals. *Computer Phys. Commun.* 180, 2175–2196. doi: 10.1016/j.cpc.2009.06.022
- Bromley, S. T., and Flikkema, E. (2005). Columnar-to-disk structural transition in nanoscale $(\text{SiO}_2)_N$ clusters. *Phys. Rev. Lett.* 95:185505. doi: 10.1103/physrevlett.95.185505
- Bruix, A., and Neyman, K. M. (2016). Modeling ceria-based nanomaterials for catalysis and related applications. *Catalysis Lett.* 146, 2053–2080. doi: 10.1007/s10562-016-1799-1
- Calatayud, M., Maldonado, L., and Minot, C. (2008a). Reactivity of $(\text{TiO}_2)_N$ clusters ($N = 1-10$): probing gas-phase acidity and basicity properties. *J. Phys. Chem. C* 112, 16087–16095. doi: 10.1021/jp802851q
- Calatayud, M., and Minot, C. (2006). Reactivity of the V_2O_5 - TiO_2 -anatase catalyst: role of the oxygen sites. *Top. Catalysis* 41, 17–26. doi: 10.1007/s11244-006-0090-x
- Calatayud, M., Tielens, F., and De Proft, F. (2008b). Reactivity of gas-phase, crystal and supported V_2O_5 systems studied using density functional theory based reactivity indices. *Chem. Phys. Lett.* 456, 59–63. doi: 10.1016/j.cplett.2008.03.007

- Cannizzo, A., and Leone, M. (2004). Conformational disorder and optical properties of point defects in vitreous silica. *Philos. Mag. A* 84, 1651–1657. doi: 10.1080/14786430310001644440
- Causà, M., D'Amore, M., Gentile, F., Menendez, M., and Calatayud, M. (2015). Electron localization function and maximum probability domains analysis of semi-ionic oxides crystals, surfaces and surface defects. *Comput. Theor. Chem.* 1053, 315–321. doi: 10.1016/j.comptc.2014.11.001
- Chen, M., and Dixon, D. A. (2013). Tree growth—Hybrid genetic algorithm for predicting the structure of small $(\text{TiO}_2)_n$, $n = 2$ –13, nanoclusters. *J. Chem. Theor. Comput.* 9, 3189–3200. doi: 10.1021/ct400105c
- Cuko, A., Calatayud, M., and Bromley, S. T. (2018). Stability of mixed-oxide titanosilicates: dependency on size and composition from nanocluster to bulk. *Nanoscale* 10, 832–842. doi: 10.1039/C7NR05758J
- Das, K., Bose, S., and Bandyopadhyay, A. (2009). TiO_2 nanotubes on Ti: influence of nanoscale morphology on bone cell–materials interaction. *J. Biomed. Mater. Res. Part A* 90A, 225–237. doi: 10.1002/jbm.a.32088
- Deák, P., Kullgren, J., and Frauenheim, T. (2014). Polarons and oxygen vacancies at the surface of anatase TiO_2 . *Phys. Status Solidi Rapid Res. Lett.* 8, 583–586. doi: 10.1002/pssr.201409139
- Deml, A. M., Holder, A. M., O'Hayre, R. P., Musgrave, C. B., and Stevanovic, V. (2015). Intrinsic material properties dictating oxygen vacancy formation energetics in metal oxides. *J. Phys. Chem. Lett.* 6, 1948–1953. doi: 10.1021/acs.jpcclett.5b00710
- Di Valentin, C., Pacchioni, G., and Selloni, A. (2006). Electronic structure of defect states in hydroxylated and reduced rutile $\text{TiO}_2(110)$ surfaces. *Phys. Rev. Lett.* 97:166803. doi: 10.1103/PhysRevLett.97.166803
- Diebold, U. (2003). The surface science of titanium dioxide. *Surf. Sci. Rep.* 48, 53–229. doi: 10.1016/S0167-5729(02)00100-0
- Finazzi, E., Valentin, C. D., Pacchioni, G., and Selloni, A. (2008). Excess electron states in reduced bulk anatase TiO_2 : comparison of standard GGA, GGA+U, and hybrid DFT calculations. *J. Chem. Phys.* 129:154113. doi: 10.1063/1.2996362
- Flikkema, E., and Bromley, S. T. (2003). A new interatomic potential for nanoscale silica. *Chem. Phys. Lett.* 378, 622–629. doi: 10.1016/j.cplett.2003.07.017
- Flikkema, E., and Bromley, S. T. (2004). Dedicated global optimization search for ground state silica nanoclusters: $\sim(\text{SiO}_2)_N$ ($N = 6$ –12). *J. Phys. Chem. B* 108, 9638–9645. doi: 10.1021/jp049783r
- Flikkema, E., and Bromley, S. T. (2009). Defective to fully coordinated crossover in complex directionally bonded nanoclusters. *Phys. Rev. B* 80:035402. doi: 10.1103/PhysRevB.80.035402
- Ganduglia-Pirovano, M. V., Hofmann, A., and Sauer, J. (2007). Oxygen vacancies in transition metal and rare earth oxides: current state of understanding and remaining challenges. *Surface Sci. Rep.* 62, 219–270. doi: 10.1016/j.surfrep.2007.03.002
- Hamad, S., Catlow, C. R. A., Woodley, S. M., Lago, S., and Mejias, J. A. (2005). Structure and stability of small TiO_2 nanoparticles. *J. Phys. Chem. B* 109, 15741–15748. doi: 10.1021/jp0521914
- Helali, Z., Jedidi, A., Syzgantseva, O. A., Calatayud, M., and Minot, C. (2017). Scaling reducibility of metal oxides. *Theor. Chem. Accounts* 136:100. doi: 10.1007/s00214-017-2130-y
- Houlihan, J. F., Danley, W. J., and Mulay, L. N. (1975). Magnetic susceptibility and EPR spectra of titanium oxides: correlation of magnetic parameters with transport properties and composition. *J. Solid State Chem.* 12, 265–269. doi: 10.1016/0022-4596(75)90317-5
- Howie, R. A. (1964). Pleochroism of orthopyroxenes. *Nature* 204:279. doi: 10.1038/204279a0
- Islam, M. M., Bredow, T., and Gerson, A. (2007). Electronic properties of oxygen-deficient and aluminum-doped rutile TiO_2 from first principles. *Phys. Rev. B* 76:045217. doi: 10.1103/PhysRevB.76.045217
- Janotti, A., Varley, J. B., Rinke, P., Umezawa, N., Kresse, G., and Van de Walle, C. G. (2010). Hybrid functional studies of the oxygen vacancy in TiO_2 . *Phys. Rev. B* 81:085212. doi: 10.1103/PhysRevB.81.085212
- Joo, J. B., Dillon, R., Lee, I., Yin, Y., Bardeen, C. J., and Zaera, F. (2014). Promotion of atomic hydrogen recombination as an alternative to electron trapping for the role of metals in the photocatalytic production of H_2 . *Proc. Nat. Acad. Sci.* 111, 7942–7947. doi: 10.1073/pnas.1405365111
- Kapilashrami, M., Zhang, Y., Liu, Y.-S., Hagfeldt, A., and Guo, J. (2014). Probing the optical property and electronic structure of TiO_2 nanomaterials for renewable energy applications. *Chem. Rev.* 114, 9662–9707. doi: 10.1021/cr5000893
- Kim, S., Ko, K. C., Lee, J. Y., and Illas, F. (2016). Single oxygen vacancies of $(\text{TiO}_2)_{35}$ as a prototype reduced nanoparticle: implication for photocatalytic activity. *Phys. Chem. Chem. Phys.* 18, 23755–23762. doi: 10.1039/C6CP04515D
- Komatsu, M., Fagan, T. J., Krot, A. N., Nagashima, K., Petaev, M. I., Kimura, M., et al. (2018). First evidence for silica condensation within the solar protoplanetary disk. *Proc. Nat. Acad. Sci.* 115, 7497–7502. doi: 10.1073/pnas.1722265115
- Kozlov, S. M., Demiroglu, I., Neyman, K. M., and Bromley, S. T. (2015). Reduced ceria nanofilms from structure prediction. *Nanoscale* 7, 4361–4366. doi: 10.1039/C4NR07458K
- Lakshantanov, D. L., Sinogeikin, S. V., Litasov, K. D., Prakapenka, V. B., Hellwig, H., Wang, J., et al. (2007). The post-stishovite phase transition in hydrous alumina-bearing SiO_2 in the lower mantle of the earth. *Proc. Nat. Acad. Sci.* 104, 13588–13590. doi: 10.1073/pnas.0706113104
- Lambert, J.-F., Sodupe, M., and Ugliengo, P. (2012). Prebiotic chemistry. *Chem. Soc. Rev.* 41, 5373–5374. doi: 10.1039/C2CS90061K
- Lamiel-Garcia, O., Cuko, A., Calatayud, M., Illas, F., and Bromley, S. T. (2017). Predicting size-dependent emergence of crystallinity in nanomaterials: titania nanoclusters versus nanocrystals. *Nanoscale* 9, 1049–1058. doi: 10.1039/C6NR05788H
- Lee, G., Helling, C., Giles, H., and Bromley, S. T. (2015). Dust in brown dwarfs and extra-solar planets. *A&A* 575:A11. doi: 10.1051/0004-6361/201424621
- Lee, H.-Y., Clark, S. J., and Robertson, J. (2012). Calculation of point defects in rutile TiO_2 by the screened-exchange hybrid functional. *Phys. Rev. B* 86:075209. doi: 10.1103/PhysRevB.86.075209
- Li, J., Lazzari, R., Chenot, S., and Jupille, J. (2018). Contributions of oxygen vacancies and titanium interstitials to band-gap states of reduced titania. *Phys. Rev. B* 97:041403. doi: 10.1103/PhysRevB.97.041403
- Lu, W. C., Wang, C. Z., Nguyen, V., Schmidt, M. W., Gordon, M. S., and Ho, K. M. (2003). Structures and fragmentations of small silicon oxide clusters by ab initio calculations. *J. Phys. Chem. A* 107, 6936–6943. doi: 10.1021/jp027860h
- Lucky, S. S., Idris, N. M., Huang, K., Kim, J., Li, Z., Thong, P. S., et al. (2016). *In vivo* biocompatibility, biodistribution and therapeutic efficiency of titania coated upconversion nanoparticles for photodynamic therapy of solid oral cancers. *Theranostics* 6, 1844–1865. doi: 10.7150/thno.15088
- Lyle, M. J., Pickard, C. J., and Needs, R. J. (2015). Prediction of 10-fold coordinated TiO_2 and SiO_2 structures at multimegabar pressures. *Proc. Nat. Acad. Sci.* 112, 6898–6901. doi: 10.1073/pnas.1500604112
- Mal, N. K., Fujiwara, M., and Tanaka, Y. (2003). Photocontrolled reversible release of guest molecules from coumarin-modified mesoporous silica. *Nature* 421, 350. doi: 10.1038/nature01362
- Manveer, S. M., David, Z. G., and Alexander, L. S. (2017). Diffusion and aggregation of oxygen vacancies in amorphous silica. *J. Phys. Condensed Matter* 29:245701. doi: 10.1088/1361-648x/aa6f9a
- McPherson, J. W., and Mogul, H. C. (1998). Underlying physics of the thermochemical E model in describing low-field time-dependent dielectric breakdown in SiO_2 thin films. *J. Appl. Phys.* 84, 1513–1523. doi: 10.1063/1.368217
- Mehonic, A., Shluger, A. L., Gao, D., Valov, I., Miranda, E., Ielmini, D., et al. (2018). Silicon oxide (SiO_x): a promising material for resistance switching? *Adv. Mater.* 30:1801187. doi: 10.1002/adma.201801187
- Morales-García, Á., Lamiel-García, O., Valero, R., and Illas, F. (2018). Properties of single oxygen vacancies on a realistic $(\text{TiO}_2)_{84}$ nanoparticle: a challenge for density functionals. *J. Phys. Chem. C* 122, 2413–2421. doi: 10.1021/acs.jpcc.7b11269
- Na-Phattalung, S., Smith, M. F., Kim, K., Du, M.-H., Wei, S.-H., Zhang, S. B., et al. (2006). First-principles study of native defects in anatase TiO_2 . *Phys. Rev. B* 73:125205. doi: 10.1103/PhysRevB.73.125205
- Nguyen, T. D., Tseng, H.-R., Celestre, P. C., Flood, A. H., Liu, Y., Stoddart, J. F., et al. (2005). A reversible molecular valve. *Proc. Nat. Acad. Sci. U.S.A.* 102, 10029–10034. doi: 10.1073/pnas.0504109102
- Pacchioni, G. (2008). Modeling doped and defective oxides in catalysis with density functional theory methods: room for improvements. *J. Chem. Phys.* 128:182505. doi: 10.1063/1.2819245
- Pacchioni, G., and Ferrario, R. (1998). Optical transitions and EPR properties of two-coordinated Si, Ge, Sn and related $\text{SH}(\text{mathrm{I}})$, $\text{SH}(\text{mathrm{II}})$,

- and $\text{H}(\text{III})$ centers in pure and doped silica from ab initio calculations. *Phys. Rev. B* 58, 6090–6096. doi: 10.1103/PhysRevB.58.6090
- Rahman, M. A., Rout, S., Thomas, J. P., McGillivray, D., and Leung, K. T. (2016). Defect-rich dopant-free ZrO_2 nanostructures with superior dilute ferromagnetic semiconductor properties. *J. Am. Chem. Soc.* 138, 11896–11906. doi: 10.1021/jacs.6b06949
- Rudra, J. K., and Fowler, W. B. (1987). Oxygen vacancy and the E'_1 center in crystalline SiO_2 . *Phys. Rev. B* 35, 8223–8230. doi: 10.1103/PhysRevB.35.8223
- Ruiz Puigdollers, A., Illas, F., and Pacchioni, G. (2016a). Structure and properties of zirconia nanoparticles from density functional theory calculations. *J. Phys. Chem. C* 120, 4392–4402. doi: 10.1021/acs.jpcc.5b12185
- Ruiz Puigdollers, A., Tosoni, S., and Pacchioni, G. (2016b). Turning a nonreducible into a reducible oxide via nanostructuring: opposite behavior of bulk ZrO_2 and ZrO_2 nanoparticles toward H_2 adsorption. *J. Phys. Chem. C* 120, 15329–15337. doi: 10.1021/acs.jpcc.6b05984
- Saroj, S., and Rajput, S. J. (2018). Composite smart mesoporous silica nanoparticles as promising therapeutic and diagnostic candidates: recent trends and applications. *J. Drug Deliv. Sci. Technol.* 44, 349–365. doi: 10.1016/j.jddst.2018.01.014
- Silvi, B., and D'Arco, P. (Eds.). (2006). *Modelling of Minerals and Silicated Materials*. New York, NY; Boston, MA; Dordrecht; London; Moscow: Kluwer Academic Publishers.
- Skuja, L. (1998). Optically active oxygen-deficiency-related centers in amorphous silicon dioxide. *J. Non-Crystalline Solids* 239, 16–48. doi: 10.1016/S0022-3093(98)00720-0
- Skuja, L. N., Streletsky, A. N., and Pakovich, A. B. (1984). A new intrinsic defect in amorphous SiO_2 : two-fold coordinated silicon. *Solid State Commun.* 50, 1069–1072. doi: 10.1016/0038-1098(84)90290-4
- Sulimov, V. B., Sushko, P. V., Edwards, A. H., Shluger, A. L., and Stoneham, A. M. (2002). Asymmetry and long-range character of lattice deformation by neutral oxygen vacancy in enuremath α -quartz. *Phys. Rev. B* 66:024108. doi: 10.1103/PhysRevB.66.024108
- Sun, X., Zhou, S., Schlangen, M., and Schwarz, H. (2016). Thermal methane activation by $[\text{Si}_2\text{O}_5]^+$ and $[\text{Si}_2\text{O}_5\text{H}_2]^+$: reactivity enhancement by hydrogenation. *Angew. Chem. Int. Ed.* 55, 13345–13348. doi: 10.1002/anie.201607864
- Sushko, P. V., Mukhopadhyay, S., Stoneham, A. M., and Shluger, A. L. (2005). Oxygen vacancies in amorphous silica: structure and distribution of properties. *Microelectron. Eng.* 80, 292–295. doi: 10.1016/j.mee.2005.04.083
- Syzgantseva, O. A., Gonzalez-Navarrete, P., Calatayud, M., Bromley, S., and Minot, C. (2011). Theoretical investigation of the hydrogenation of $(\text{TiO}_2)_N$ clusters ($N = 1-10$). *J. Phys. Chem. C* 115, 15890–15899. doi: 10.1021/jp2050349
- Vajda, S., and White, M. G. (2015). Catalysis applications of size-selected cluster deposition. *ACS Catalysis* 5, 7152–7176. doi: 10.1021/acscatal.5b01816
- Vásquez, G. C., Karazhanov, S. Z., Maestre, D., Cremades, A., Piqueras, J., and Foss, S. E. (2016). Oxygen vacancy related distortions in rutile TiO_2 nanoparticles: a combined experimental and theoretical study. *Phys. Rev. B* 94:235209. doi: 10.1103/PhysRevB.94.235209
- Wang, G., Raji, A.-R. O., Lee, J.-H., and Tour, J. M. (2014). Conducting-interlayer SiO_x memory devices on rigid and flexible substrates. *ACS Nano* 8, 1410–1418. doi: 10.1021/nn4052327
- Woodley, S. M., Hamad, S., Mejías, J. A., and Catlow, C. R. A. (2006). Properties of small TiO_2 , ZrO_2 and HfO_2 nanoparticles. *J. Mater. Chem.* 16, 1927–1933. doi: 10.1039/B600662K
- Yamamoto, T., and Ohno, T. (2012). A hybrid density functional study on the electron and hole trap states in anatase titanium dioxide. *Phys. Chem. Chem. Phys.* 14, 589–598. doi: 10.1039/C1CP21547G
- Yao, J., Sun, Z., Zhong, L., Natelson, D., and Tour, J. M. (2010). Resistive switches and memories from silicon oxide. *Nano Lett.* 10, 4105–4110. doi: 10.1021/nl102255r
- Yin, S., and Bernstein, E. R. (2014). Experimental and theoretical studies of H_2O oxidation by neutral $\text{Ti}_2\text{O}_{4.5}$ clusters under visible light irradiation. *Phys. Chem. Chem. Phys.* 16, 13900–13908. doi: 10.1039/C4CP00097H
- Zwijnenburg, M. A., Sokol, A. A., Sousa, C., and Bromley, S. T. (2009). The effect of local environment on photoluminescence: a time-dependent density functional theory study of silanone groups on the surface of silica nanostructures. *J. Chem. Phys.* 131:034705. doi: 10.1063/1.3155083

Conflict of Interest Statement: The authors declare that the research was conducted in the absence of any commercial or financial relationships that could be construed as a potential conflict of interest.

Copyright © 2019 Cuko, Bromley and Calatayud. This is an open-access article distributed under the terms of the Creative Commons Attribution License (CC BY). The use, distribution or reproduction in other forums is permitted, provided the original author(s) and the copyright owner(s) are credited and that the original publication in this journal is cited, in accordance with accepted academic practice. No use, distribution or reproduction is permitted which does not comply with these terms.