



HAL
open science

**Switchable selectivity in Pd-catalyzed [3 + 2]
annulations of γ -oxy-2-cycloalkenones with
3-oxoglutarates: C–C/C–C vs C–C/O–C bond formation**

Yang Liu, Julie Oble, Giovanni Poli

► **To cite this version:**

Yang Liu, Julie Oble, Giovanni Poli. Switchable selectivity in Pd-catalyzed [3 + 2] annulations of γ -oxy-2-cycloalkenones with 3-oxoglutarates: C–C/C–C vs C–C/O–C bond formation. *Beilstein Journal of Organic Chemistry*, 2019, 15, pp.1107-1115. 10.3762/bjoc.15.107 . hal-02138779

HAL Id: hal-02138779

<https://hal.sorbonne-universite.fr/hal-02138779>

Submitted on 24 May 2019

HAL is a multi-disciplinary open access archive for the deposit and dissemination of scientific research documents, whether they are published or not. The documents may come from teaching and research institutions in France or abroad, or from public or private research centers.

L'archive ouverte pluridisciplinaire **HAL**, est destinée au dépôt et à la diffusion de documents scientifiques de niveau recherche, publiés ou non, émanant des établissements d'enseignement et de recherche français ou étrangers, des laboratoires publics ou privés.



Switchable selectivity in Pd-catalyzed [3 + 2] annulations of γ -oxy-2-cycloalkenones with 3-oxoglutarates: C–C/C–C vs C–C/O–C bond formation

Yang Liu, Julie Oble* and Giovanni Poli*

Full Research Paper

Open Access

Address:

Sorbonne Université, Faculté des Sciences et Ingénierie, CNRS,
Institut Parisien de Chimie Moléculaire, IPCM, 4 place Jussieu, 75005
Paris, France

Email:

Julie Oble* - julie.oble@sorbonne-universite.fr; Giovanni Poli* -
giovanni.poli@sorbonne-universite.fr

* Corresponding author

Keywords:

1,4-addition; annulation; decarboxylation; palladium; Pd-catalyzed
allylation reaction

Beilstein J. Org. Chem. 2019, 15, 1107–1115.

doi:10.3762/bjoc.15.107

Received: 31 March 2019

Accepted: 06 May 2019

Published: 16 May 2019

Associate Editor: L. Ackermann

© 2019 Liu et al.; licensee Beilstein-Institut.

License and terms: see end of document.

Abstract

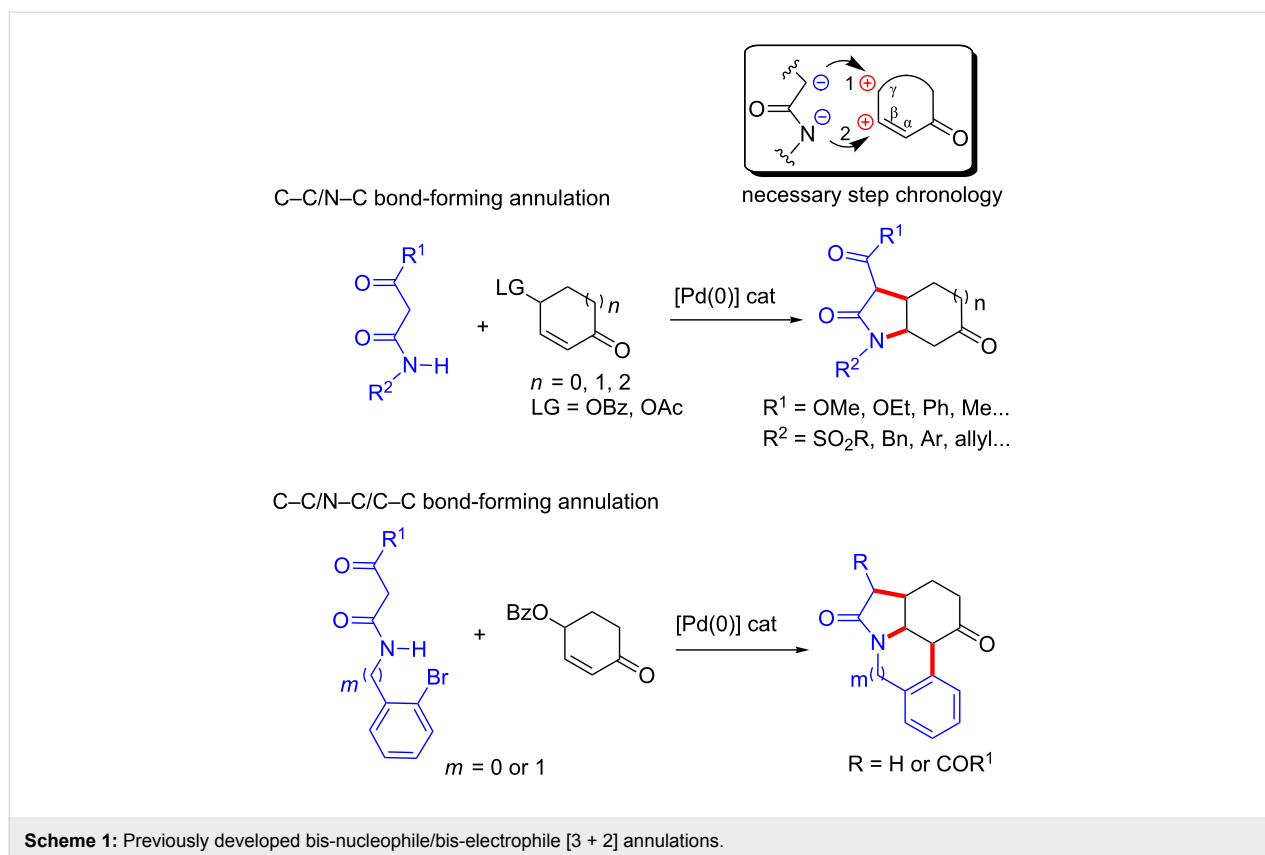
Two complementary [3 + 2] annulation protocols between 3-oxoglutarates and cyclic γ -oxy-2-cycloalkenones, simply differing on the reaction temperature, are disclosed. These domino transformations allow C–C/O–C or C–C/C–C [3 + 2] annulations at will, via an intermolecular Pd-catalyzed *C*-allylation/intramolecular *O*- or *C*-1,4-addition sequence, respectively. In particular, exploiting the reversibility of the *O*-1,4-addition step, in combination with the irreversible *C*-1,4-addition/decarboxylation path, the intramolecular conjugate addition step could be diverted from the kinetic (*O*-alkylation) to the thermodynamic path (*C*-alkylation) thanks to a simple temperature increase. Crucial for the success of this bis-nucleophile/bis-electrophile [3 + 2] annulation is its well-defined step chronology in combination with the total chemoselectivity of the former step. This [3 + 2] C–C/O–C bond forming annulation protocol could be also extended to 1,3,5-triketones as well as 1,3-bis-sulfonylpropan-2-one bis-nucleophiles.

Introduction

The development of new strategies for the synthesis of complex carbocyclic and heterocyclic structures remains a general topic for the synthetic chemists [1]. In the past decades, palladium chemistry has gained an important place in the toolbox of chemists, and its use became a privileged strategy for the selective formation of carbon–carbon and carbon–heteroatom bonds [2–5]. Among the different types of palladium-catalyzed transformations, domino – alias cascade – transformations [6–11] as well as annulation reactions [12–15] occupy a special place as

they facilitate the synthesis of a variety of complex cycles in a single synthetic operation, through sequential and mechanistically independent bond-forming steps.

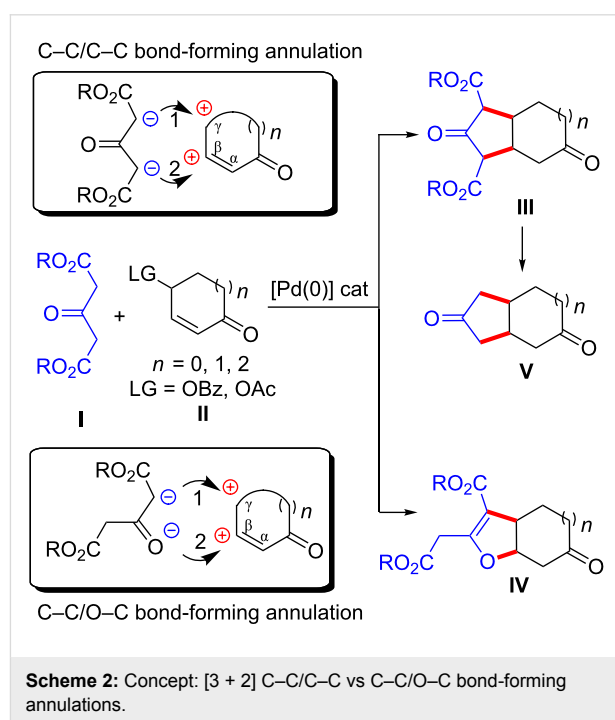
In the frame of our long-term project dedicated to domino sequences [16–22] and Pd-catalyzed transformations [23–30], we recently reported a Pd(0)-catalyzed synthesis of bi- and tricyclic structures incorporating pyrrolidone rings (Scheme 1) [31]. In this transformation, resonance-stabilized acetamides and cyclic



α,β -unsaturated- γ -oxycarbonyl derivatives are used as bis-nucleophile and bis-electrophile partners, respectively.

This process involves an intermolecular Pd(0)-catalyzed C-allylation (Tsuji–Trost reaction)/intramolecular nitrogen 1,4-addition sequence (Scheme 1, top reaction). The success of this bis-nucleophile/bis-electrophile [3 + 2] C–C/N–C bond-forming annulation is due to the well-defined chronology of the steps and the total chemoselectivity of the initial step (C-allylation). Another non-trivial feature of this process is that the possible undesired stoichiometric intermolecular 1,4-addition step (i.e., the potential initial addition of the nucleophile to the C- β of the bis-electrophile) has to be slower than the intermolecular addition of the nucleophile to the catalytically generated η^3 -allylpalladium complex, or it has to be at least a reversible process [32]. Furthermore, when the newly formed annulation product contains an *ortho*-haloaryl moiety at the nitrogen substituent, an additional intramolecular keto α -arylation step can be involved in the cascade, thereby forming two new cycles and three new bonds in the same synthetic operation (Scheme 1, bottom reaction).

We next decided to extend the scope of this strategy to dialkyl-3-oxoglutarates **I** as the bis-nucleophile partners [33] in the reaction with cyclic α,β -unsaturated- γ -oxycarbonyl derivatives



II as the bis-electrophiles (Scheme 2). Interestingly, this new bis-nucleophile/bis-electrophile combination may allow direct access to either fused bicyclic cyclopentanic (pentalene-,

indene-, or azulene-type) structures via a γ -C-allylation/ β -C-1,4 addition process, or annulated furan-based motifs through a γ -C-allylation/ β -O-1,4 addition process, both motifs being incorporated into biologically relevant pharmaceuticals and/or natural products (Figure 1) [34–38]. Indeed, we anticipated that the latter step might occur through either C-addition or O-addition (Scheme 2, products **III** (or **V**) vs **IV**) [32,39–42]. Therefore, an inherent challenge associated to this ambident nucleophile is chemoselectivity control.

Herein we disclose two chemodivergent [3 + 2] annulation reactions taking place between dialkyl-3-oxoglutarates **I** and α,β -unsaturated- γ -oxycarbonyl derivatives **II** that differ simply by the reaction temperature adopted. These methods allow the exclusive [3 + 2] C–C/C–C or C–C/O–C annulation at will, thus providing an easy access to annulated cyclopentanic structures **III** or annulated furan-based motifs **IV**, respectively. Additionally, in the case of C–C/C–C bond forming annulations, the products **III** can undergo two decarboxylation steps leading to bis-cycloalkanone derivatives **V**.

Results and Discussion

Optimization

We started our investigation using dimethyl 3-oxoglutarate (**1a**) and 2-cyclohexenone 4-benzoate (**2a**) [43,44] as bis-nucleophile and bis-electrophile model substrates, respectively (Table 1). In line with our previously developed standard reaction conditions for [3 + 2] C–C/N–C bond-forming annulation [31], the first tests were performed with the following two cata-

lytic systems: $[\text{Pd}(\eta^3\text{-C}_3\text{H}_5)\text{Cl}]_2$ (5 mol %), dppf (15 mol %), and $[\text{Pd}(\text{OAc})_2$ (10 mol %), dppb (15 mol %)] in THF at room temperature (Table 1, entries 1 and 2). These conditions promptly (ca. 1 hour) generated annulated product **4a** arising from C-allylation (C–C bond forming)/intramolecular O-Michael addition (O–C bond forming) sequence. The purification of the crude reaction was easier using the $\text{Pd}(\text{OAc})_2$ and dppb system (Table 1, entry 2), which was thus chosen to continue the optimization. The effect of the solvent was then assessed. While no reaction took place in CH_3CN (Table 1, entry 3), DMF (Table 1, entry 4) and DMSO (Table 1, entry 5) allowed the formation of **4a** in 66% and 75% yield, respectively. The use of another bidentate phosphine such as dppe gave no improvement (Table 1, entry 6), showing only traces of **4a**. The influence of the temperature in DMSO was examined next. The reaction performed at 75 °C gave a similar yield for compound **4a** (compare entries 5 and 7 in Table 1), whereas the reaction carried out at 100 °C and 130 °C during 6 hours generated solely bicyclo[4.3.0]nonane-3,8-dione (**5a**) with 50% and 69% yield, respectively (Table 1, entries 8 and 9). This product plausibly arises from a C-allylation step followed by an intramolecular C-conjugate addition/decarboxylation sequence, although throughout this study the putative intermediate **3a** proved always elusive. Using DMF and DMA as solvents at 130 °C (Table 1, entries 10 and 11), and $[\text{Pd}(\eta^3\text{-C}_3\text{H}_5)\text{Cl}]_2$, dppf] as the catalytic system in DMSO (Table 1, entry 12) did not allow further improvements for the formation of compound **5a**. Furthermore, after 1 h at 130 °C under microwave irradiation, the desired compound **5a** was isolated in 69% yield (Table 1,

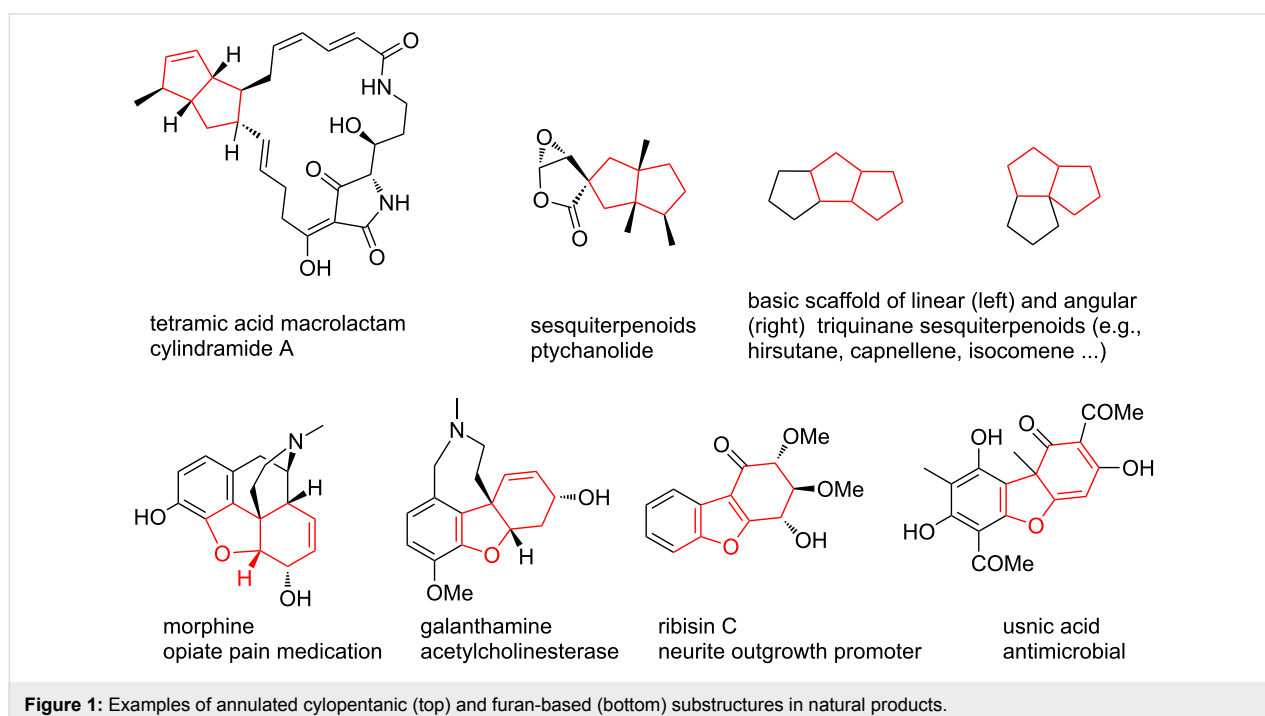


Table 1: Optimization of the reaction conditions.

Entry	[Pd]	Ligand ^a	Solvent	Temp (°C), time (h)	Product, yield % ^b
1	[Pd(η^3 -C ₃ H ₅)Cl] ₂ ^c	dppf	THF	rt, \approx 1	4a:5a = 1:0, 59
2	Pd(OAc) ₂	dppb	THF	rt, \approx 1	4a:5a = 1:0, 35
3	Pd(OAc) ₂	dppb	CH ₃ CN	rt, \approx 1	nr ^d
4	Pd(OAc) ₂	dppb	DMF	rt, \approx 1	4a:5a = 1:0, 66
5	Pd(OAc)₂	dppb	DMSO	rt, \approx1	4a:5a = 1:0, 75
6	Pd(OAc) ₂	dpe	DMSO	rt, \approx 1	4a , traces
7	Pd(OAc) ₂	dppb	DMSO	75, \approx 1	4a:5a = 1:0, 73
8	Pd(OAc) ₂	dppb	DMSO	100, 6	4a:5a = 0:1, 50
9	Pd(OAc)₂	dppb	DMSO	130, 6	4a:5a = 0:1, 69
10	Pd(OAc) ₂	dppb	DMF	130, 6	5a , trace
11	Pd(OAc) ₂	dppb	DMA	130, 6	4a:5a = 0:1, 62
12	[Pd(η^3 -C ₃ H ₅)Cl] ₂ ^c	dppf	DMSO	130, 6	4a:5a = 0:1, 33
13	Pd(OAc)₂	dppb	DMSO	130 (MW, 1)	4a:5a = 0:1, 69
14		dppb	DMSO	rt \rightarrow 100, 6	nr ^d
15	Pd(OAc) ₂		DMSO	rt \rightarrow 100, 6	nr ^d
16			DMSO	rt \rightarrow 100, 6	nr ^d

^adppf: bis(diphenylphosphino)ferrocene, dppb: 1,4-bis(diphenylphosphino)butane, dpe: 1,4-bis(diphenylphosphino)ethane; ^bisolated yields after completion of **1a** monitored by TLC; ^c5 mol %; ^dno reaction.

entry 13). Finally, separated control experiments carried out by omitting the Pd source or the ligand resulted in the exclusive recovery of the starting materials, which confirmed the need of the catalytic system for the catalytic process (Table 1, entries 14–16).

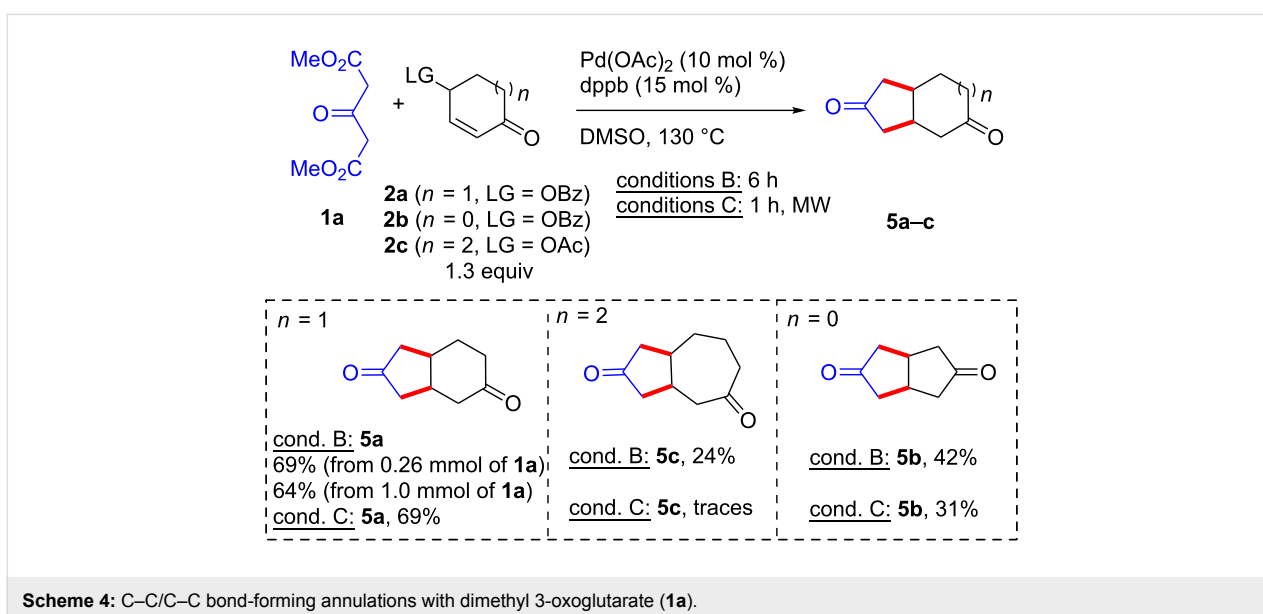
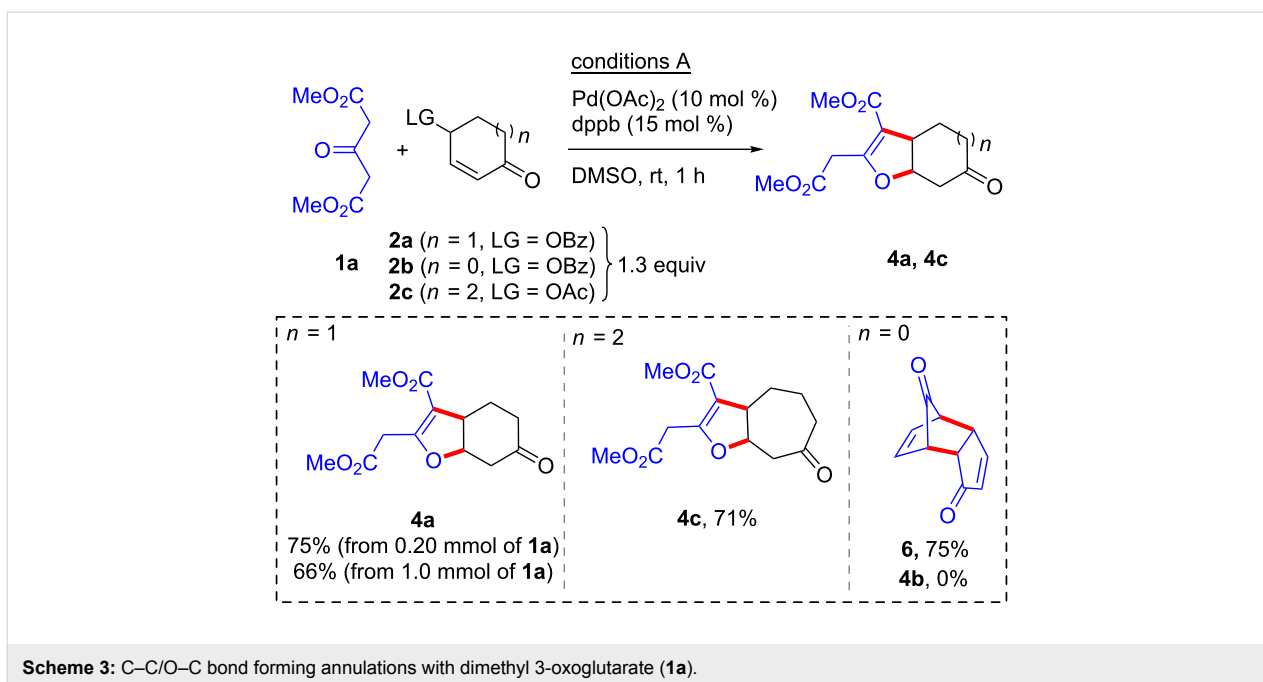
The above work allowed obtaining the optimal reaction conditions for the generation of the furocycloalkanone **4a** [Pd(OAc)₂ (10 mol %), dppb (15 mol %) in DMSO, 1 h at rt (conditions A)] as well as for the formation of the bicyclo[4.3.0]nonane-3,8-dione (**5a**) [Pd(OAc)₂ (10 mol %), dppb (15 mol %) in DMSO at 130 °C, 6 h (conditions B), or 1 h under microwave irradiation (conditions C)].

Scope

The scope of the C–C/O–C [3 + 2] annulation between dimethyl 3-oxoglutarate (**1a**) and six- (**2a**), five- (**2b**) and seven-membered (**2c**) cyclic α,β -unsaturated- γ -oxycarbonyls was next studied (Scheme 3). Under the optimized conditions A, at room temperature in DMSO, the six- (**2a**) as well as the seven-membered (**2c**) bis-electrophiles reacted smoothly giving the furocy-

cloalkanones **4a** and **4c** in good yields (Scheme 3). Furthermore, the protocol could be scaled up to 1 mmol without significant yield erosion. Treatment of cyclopentenone 4-benzoate (**2b**) under conditions A did not allow the formation of the corresponding C–C/O–C annulated product. Instead, elimination of the benzoate anion, very likely from the transiently formed η^3 -allylpalladium complex, gave cyclopentadienone, which underwent the known self-Diels–Alder cycloaddition to form dimer **6** [45].

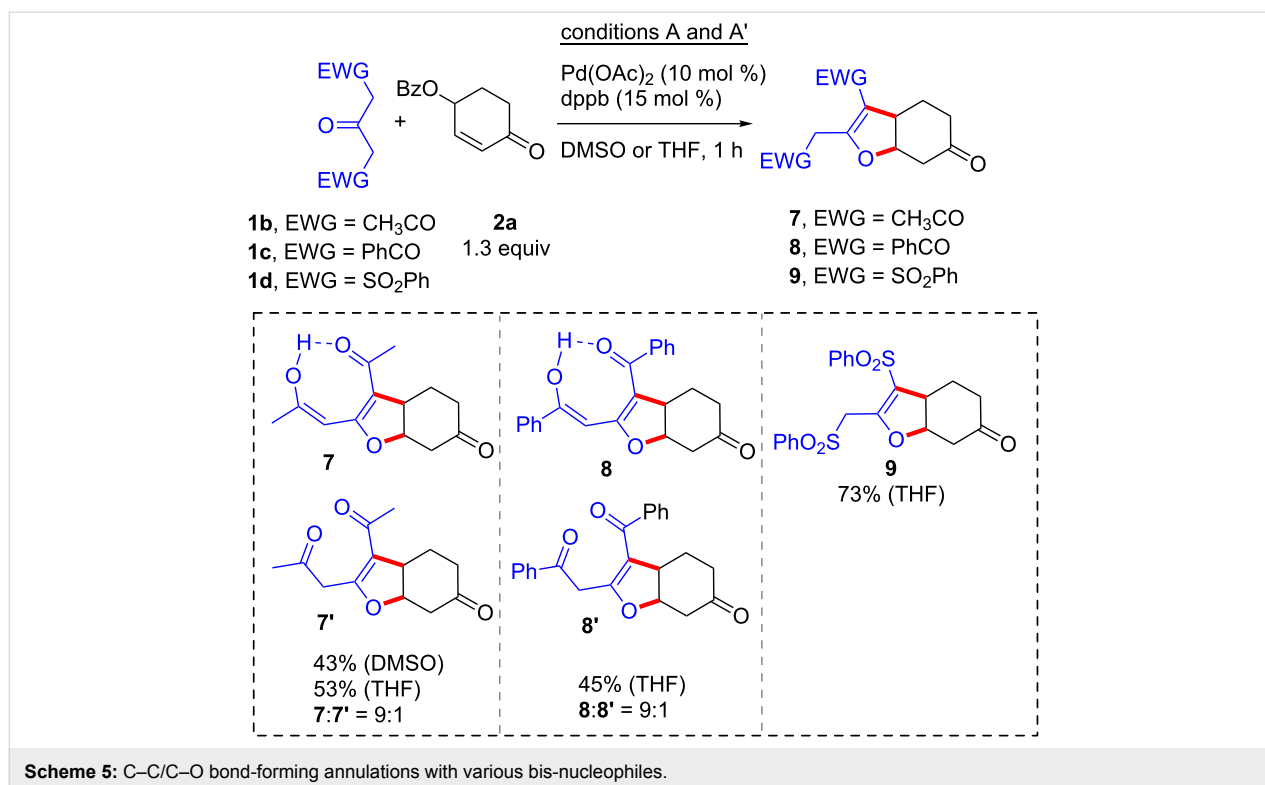
We next turned our attention to the [3 + 2] C–C/C–C annulation by using the conditions B and C in DMSO at 130 °C (Scheme 4). The 2-cyclohexenone 4-benzoate (**2a**) afforded the expected bicyclo[4.3.0]nonane-3,8-dione (**5a**) in 69% yield (64% from 1.0 mmol of **1a**) under either thermal conditions or microwave irradiation. Surprisingly, application of these protocols to the seven-membered bis-electrophile **2c** led to the corresponding bicyclo[5.3.0]decane-3,9-dione (**5c**) with a low yield of 24% under thermal conditions B, while microwave irradiation was ineffective. Moderate yields of bicyclo[3.3.0]octane-3,7-dione (**5b**) [46] were obtained from five-membered bis-



electrophile **2b** under both conditions. This result suggests that the undesired Pd-catalyzed elimination from a γ -acyloxycyclopentenone (to give cyclopentadienone which in turn promptly dimerizes; see above), can be, at least in part, alleviated by performing the reaction at high temperature.

However, in the specific case of this latter [bis-nucleophile/bis-electrophile] couple, the desired bicyclo[3.3.0]octane-3,7-dione structure can be better obtained under basic conditions (and in the absence of Pd catalysis), as reported by Winterfeldt and Osterthun in the seventies [47].

The reaction between the 1,3-activated 1,3-propanones bis-nucleophiles other than **1a** was then considered in the reaction with 2-cyclohexenone 4-benzoate (**2a**, Scheme 5). Thus, under conditions A, diacetylacetone **1b** afforded the expected product in 43% yield as a 1:9 keto/enol (**7:7'**) mixture. Passing from DMSO to THF (conditions A') led to a slight increase of the yield (53%) and eased the work-up. Similarly, under conditions A', moderate to good yields of the annulated products were also obtained with dibenzoylacetone **1c** (products **8:8'**) and 1,3-bis-(benzenesulfonyl)propan-2-one (**1d**, product **9**), respectively. On the other hand, despite several trials using various condi-



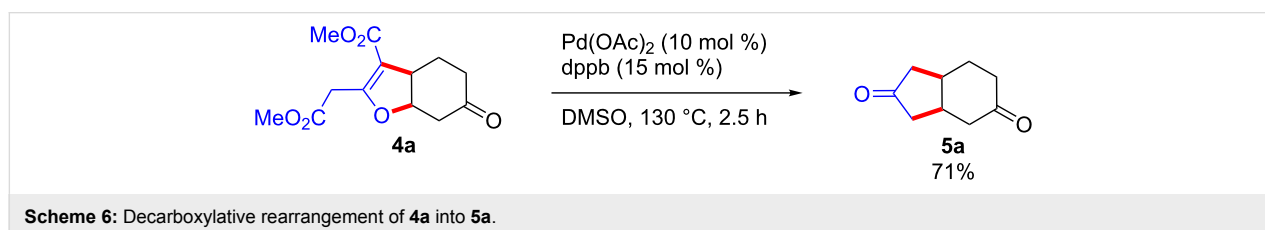
tions (temperature, time, and solvent) attempted conversion of the two triketones **1b,c** or the ketodisulfone **1d** into the corresponding 1,3-disubstituted bis-cycloalkanones **3** met always with failure.

Mechanistic studies

Considering that the change of reaction outcome of the dimethyl 3-oxoglutarate (**1a**) only depends on the variation of temperature in DMSO, we surmised that in the above annulation the C–C/O–C adducts **4** are the kinetic products, while the C–C/C–C adducts **5** are the thermodynamic ones. Indeed, heating compound **4a** in DMSO at 130 °C gave compound **5a** (Scheme 6). This result strongly supports the hypothesis that **4a** is the kinetic C–C/O–C annulated product, which, upon heating, rearranges to the thermodynamic C–C/C–C [3 + 2] annulated compound before undergoing two decarboxylation to give **5a**. This type of thermal 1,3-oxygen-to-carbon rearrangement was already described by Trost in the early 80's [48,49]. In view of the high temperature needed (130 °C for several hours or under

microwave irradiation), this decarboxylative rearrangement appears to require a rather high activation barrier. This activation barrier might be even greater in the case of the triketones **1b,c** and 1,3-bis(benzenesulfonyl)propan-2-one (**1d**), which would explain the impossibility to access the corresponding 1,3-disubstituted bis-cycloalkanone derivatives.

With these considerations in mind, a plausible mechanism for this annulation is proposed for the reaction between dimethyl 3-oxoglutarate (**1a**) and 2-cyclohexenone 4-benzoate (**2a**). The reaction starts with an oxidative addition of the bis-electrophile **2a** onto the Pd(0) complex to generate η^3 -allyl complex **B** from the transient η^2 -alkene complex **A** (steps a and b). Deprotonation of the pro-nucleophile **1a** by the counter-anion of the η^3 -allyl-Pd complex exchanges the benzoate for the enolate anion (step c) [50], and following C–C bond formation from the resulting anion-scrambled complex **C** leads to the Pd(0) complex **D** (step d). Pd(0) decoordination closes the catalytic cycle delivering intermediate **E**_(keto) (step e) (Scheme 7).

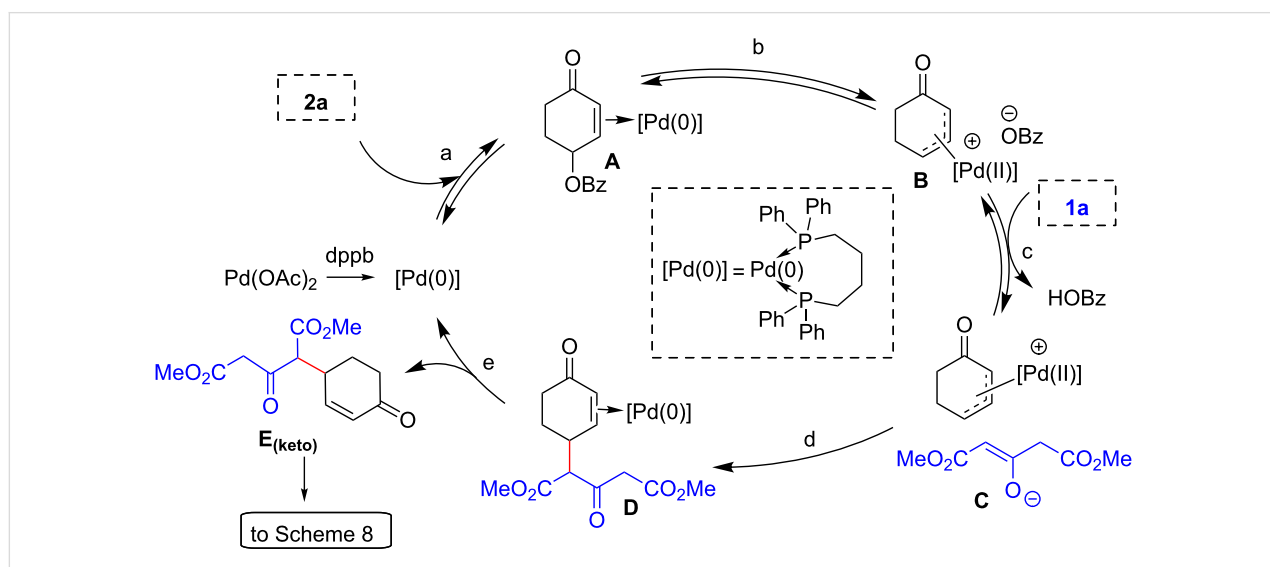


The following spontaneous intramolecular *O*-conjugate addition of one of the two possible enol tautomers of **E**_(keto) affords the kinetic *C*–*C*/*O*–*C* adduct **4a** through steps (f, g), or (h, i, j) (Scheme 8, top and middle lines) [51]. At room temperature and standard reaction times, the reaction stops at this level. However, at 130 °C the reversibility of the sequence leading to **4a** becomes important and the system has enough energy to rapidly undergo the irreversible intramolecular *C*-conjugate addition of enol **E**_(enol 2) followed by double decarboxylation to give the

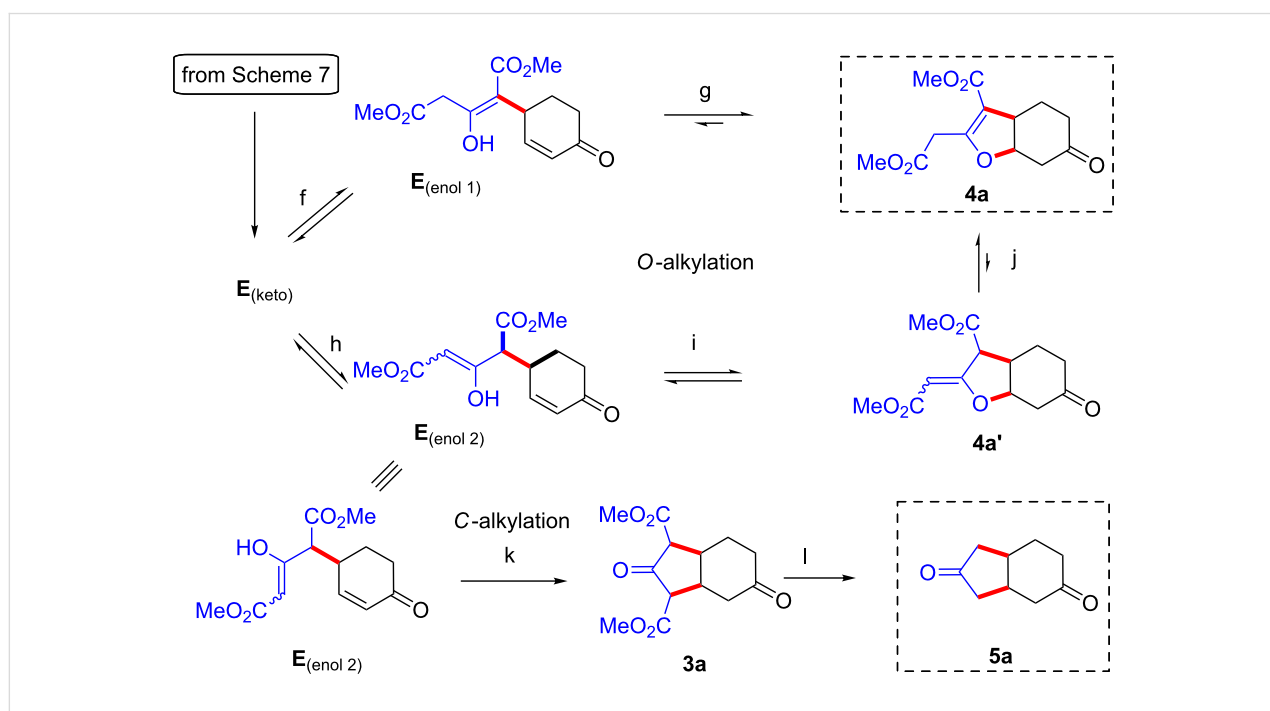
final bicyclo[4.3.0]nonane-3,8-dione (**5a**, steps k, l, Scheme 8, bottom line).

Conclusion

In conclusion, we have successfully developed two totally selective and chemodivergent methods for the palladium-catalyzed [3 + 2] annulation between dialkyl 3-oxoglutarates and cyclic α,β -unsaturated- γ -oxycarbonyl derivatives differing simply on the variation of the reaction temperature. These new



Scheme 7: Proposed mechanism for the Pd-catalyzed part of the [3 + 2] annulation reaction.



Scheme 8: Proposed mechanism for the temperature dependent cyclization part of the [3 + 2] annulation.

domino transformations allow a switchable (C–C/O–C to C–C/C–C) [3 + 2] annulation through an [intermolecular Pd-catalyzed C-allylation/intramolecular (oxygen or carbon) 1,4-conjugate addition] sequence. In particular, the conjugate addition becomes reversible if the temperature is increased, allowing to pass from the *O*-alkylation to *C*-alkylation product. Overall, the success of these [3 + 2] annulations is due to the total chemoselectivity of the initial step (*C*-allylation) as well as to the well-defined chronology of the following steps. Further work is currently ongoing to develop enantioselective versions of these new transformations.

Experimental

Conditions A – [3 + 2] C–C/O–C bond-forming annulations.

In a Schlenk tube, under argon atmosphere, were added Pd(OAc)₂ (0.10 equiv), dppb (0.15 equiv) and anhydrous DMSO (0.1 M). After 10 minutes stirring, the cyclic electrophile **2a–c** (1.3 equiv) and dimethyl 3-oxoglutarate (**1a**, 1.0 equiv) were added, and the reaction was stirred at room temperature. After 1 hour stirring, the reaction mixture was filtered on a plug of silica and washed with EtOAc. The filtrate was washed with a 10% aqueous solution of NaHCO₃. The aqueous phase was extracted with EtOAc, and the combined organic phases were washed with brine, dried over anhydrous MgSO₄, filtered and concentrated under reduced pressure. Purification by column chromatography on silica gel afforded the corresponding product **4a** or **4c** (or compound **6** in the case of **2b**).

Conditions B – [3 + 2] C–C/C–C bond-forming annulations.

In a sealed tube, under argon atmosphere, were added Pd(OAc)₂ (0.10 equiv), dppb (0.15 equiv) and anhydrous DMSO (0.1 M). After 10 min, the cyclic electrophile **2a–c** (1.3 equiv) and dimethyl 3-oxoglutarate (**1a**, 1.0 equiv) were added, and the reaction was stirred at 130 °C. After 6–8 hours stirring, the reaction mixture was filtered on a plug of silica and washed with EtOAc. The filtrate was washed with a 10% aqueous solution of NaHCO₃. The aqueous phase was extracted with EtOAc, and the combined organic phases were washed with brine, dried over anhydrous MgSO₄, filtered and concentrated under reduced pressure. Purification by column chromatography on silica gel afforded the corresponding product **5a–c**.

Supporting Information

Supporting Information File 1

Full characterization of all new compounds and copies of ¹H and ¹³C NMR spectra.

[<https://www.beilstein-journals.org/bjoc/content/supplementary/1860-5397-15-107-S1.pdf>]

Acknowledgements

The authors would like to acknowledge Horizon 2020 ERANet-LAC project *CelluloseSynThech* as well as CNRS, Sorbonne Université and Labex Michem (Investissements d'Avenir program under reference ANR-11-IDEX-0004-02). Support through CMST COST Action, CA15106 (CHAOS) is also gratefully acknowledged. Y. L. thanks the China Scholarship Council for financial support.

ORCID® iDs

Julie Oble - <https://orcid.org/0000-0002-4002-255X>

Giovanni Poli - <https://orcid.org/0000-0002-7356-1568>

References

- Ma, S.-M., Ed. *Handbook of Cyclization Reactions*; Wiley-VCH: New York, NY, USA, 2010.
- Beller, M.; Bolm, C. *Transition Metals for Organic Synthesis: Building Blocks and Fine Chemicals*, 2nd ed.; Wiley-VCH: New York, NY, USA, 2004; Vol. 1–2.
- Negishi, E.-i., Ed. *Handbook of Organopalladium Chemistry for Organic Synthesis*; Wiley-Interscience: New York, NY, USA, 2002. doi:10.1002/0471212466
- Tsuji, J. *Palladium Reagents and Catalysts: Innovations in Organic Synthesis*; Wiley: New York, NY, USA, 2004.
- Molnár, Á., Ed. *Palladium-Catalyzed Coupling Reactions: Practical Aspects and Future Developments*; Wiley-VCH: Weinheim, Germany, 2013. doi:10.1002/9783527648283
- Tietze, L. F.; Brasche, G.; Gericke, K. M. *Domino Reactions in Organic Synthesis*; Wiley-VCH: Weinheim, Germany, 2006. doi:10.1002/9783527609925
- Tietze, L. F., Ed. *Domino Reactions: Concepts for Efficient Organic Synthesis*; Wiley-VCH Verlag GmbH: Weinheim, Germany, 2014. doi:10.1002/9783527671304
- Tietze, L. F. *Chem. Rev.* **1996**, *96*, 115–136. doi:10.1021/cr950027e
- Nicolaou, K. C.; Chen, J. S. *Chem. Soc. Rev.* **2009**, *38*, 2993. doi:10.1039/b903290h
- Pellissier, H. *Chem. Rev.* **2013**, *113*, 442–524. doi:10.1021/cr300271k
- Kroutil, W.; Rueping, M. *ACS Catal.* **2014**, *4*, 2086–2087. doi:10.1021/cs500622h
- Larock, R. C. *J. Organomet. Chem.* **1999**, *576*, 111–124. doi:10.1016/s0022-328x(98)01053-5
- Balme, G.; Bossharth, E.; Monteiro, N. *Eur. J. Org. Chem.* **2003**, 4101–4111. doi:10.1002/ejoc.200300378
- Zeni, G.; Larock, R. C. *Chem. Rev.* **2006**, *106*, 4644–4680. doi:10.1021/cr0683966
- Majumdar, K. C.; Samanta, S.; Sinha, B. *Synthesis* **2012**, 817–847. doi:10.1055/s-0031-1289734
- Poli, G.; Giambastiani, G. *J. Org. Chem.* **2002**, *67*, 9456–9459. doi:10.1021/jo026068+
- Prestat, G.; Poli, G. *Chemtracts* **2004**, *17*, 97.
- Giboulot, S.; Liron, F.; Prestat, G.; Wahl, B.; Sauthier, M.; Castanet, Y.; Mortreux, A.; Poli, G. *Chem. Commun.* **2012**, *48*, 5889. doi:10.1039/c2cc32391e
- Wahl, B.; Giboulot, S.; Mortreux, A.; Castanet, Y.; Sauthier, M.; Liron, F.; Poli, G. *Adv. Synth. Catal.* **2012**, *354*, 1077–1083. doi:10.1002/adsc.201100848

20. Kammerer-Pentier, C.; Diez Martinez, A.; Oble, J.; Prestat, G.; Merino, P.; Poli, G. *J. Organomet. Chem.* **2012**, *714*, 53–59. doi:10.1016/j.jorganchem.2012.03.014
21. Lorion, M. M.; Gasperini, D.; Oble, J.; Poli, G. *Org. Lett.* **2013**, *15*, 3050–3053. doi:10.1021/ol401234v
22. Mao, Z.; Martini, E.; Prestat, G.; Oble, J.; Huang, P.-Q.; Poli, G. *Tetrahedron Lett.* **2017**, *58*, 4174–4178. doi:10.1016/j.tetlet.2017.09.046
23. Roudesly, F.; Veiros, L. F.; Oble, J.; Poli, G. *Org. Lett.* **2018**, *20*, 2346–2350. doi:10.1021/acs.orglett.8b00689
24. Pontes da Costa, A.; Nunes, D. R.; Tharaud, M.; Oble, J.; Poli, G.; Rieger, J. *ChemCatChem* **2017**, *9*, 2167–2175. doi:10.1002/cctc.201601645
25. Borelli, T.; Brenna, S.; Broggin, G.; Oble, J.; Poli, G. *Adv. Synth. Catal.* **2017**, *359*, 623–628. doi:10.1002/adsc.201600813
26. Diamante, D.; Gabrieli, S.; Benincori, T.; Broggin, G.; Oble, J.; Poli, G. *Synthesis* **2016**, *48*, 3400–3412. doi:10.1055/s-0035-1562453
27. Lorion, M. M.; Duarte, F. J. S.; Calhorda, M. J.; Oble, J.; Poli, G. *Org. Lett.* **2016**, *18*, 1020–1023. doi:10.1021/acs.orglett.6b00143
28. Erray, I.; Rezgui, F.; Oble, J.; Poli, G. *Synlett* **2014**, *25*, 2196–2200. doi:10.1055/s-0034-1378540
29. Rajabi, J.; Lorion, M. M.; Ly, V. L.; Liron, F.; Oble, J.; Prestat, G.; Poli, G. *Chem. – Eur. J.* **2014**, *20*, 1539–1546. doi:10.1002/chem.201302744
30. Lorion, M. M.; Matt, B.; Alves, S.; Proust, A.; Poli, G.; Oble, J.; Izzet, G. *Chem. – Eur. J.* **2013**, *19*, 12607–12612. doi:10.1002/chem.201301694
31. Liu, Y.; Mao, Z.; Pradal, A.; Huang, P.-Q.; Oble, J.; Poli, G. *Org. Lett.* **2018**, *20*, 4057–4061. doi:10.1021/acs.orglett.8b01616
32. Yu, J.; Ma, H.; Yao, H.; Cheng, H.; Tong, R. *Org. Chem. Front.* **2016**, *3*, 714–719. doi:10.1039/c6qo00034g
33. Bonne, D.; Coquerel, Y.; Constantieux, T.; Rodriguez, J. *Tetrahedron: Asymmetry* **2010**, *21*, 1085–1109. doi:10.1016/j.tetasy.2010.04.045
34. Qiu, Y.; Lan, W.-J.; Li, H.-J.; Chen, L.-P. *Molecules* **2018**, *23*, 2095. doi:10.3390/molecules23092095
See for linear triquinane sesquiterpenoids.
35. Kutateladze, A. G.; Kuznetsov, D. M. *J. Org. Chem.* **2017**, *82*, 10795–10802. doi:10.1021/acs.joc.7b02018
See for triquinane sesquiterpenoids.
36. Le Bideau, F.; Kousara, M.; Chen, L.; Wei, L.; Dumas, F. *Chem. Rev.* **2017**, *117*, 6110–6159. doi:10.1021/acs.chemrev.6b00502
See for tricyclic sesquiterpenes.
37. Rupprecht, K. M.; Boger, J.; Hoogsteen, K.; Nachbar, R. B.; Springer, J. P. *J. Org. Chem.* **1991**, *56*, 6180–6188. doi:10.1021/jo00021a042
See for hexahydrodibenzofurans.
38. Lutz, V.; Mannchen, F.; Krebs, M.; Park, N.; Krüger, C.; Raja, A.; Sasse, F.; Baro, A.; Laschat, S. *Bioorg. Med. Chem.* **2014**, *22*, 3252–3261. doi:10.1016/j.bmc.2014.04.063
39. Fürstner, A.; Feyen, F.; Prinz, H.; Waldmann, H. *Tetrahedron* **2004**, *60*, 9543–9558. doi:10.1016/j.tet.2004.06.139
40. Bartlett, M. J.; Turner, C. A.; Harvey, J. E. *Org. Lett.* **2013**, *15*, 2430–2433. doi:10.1021/ol400902d
41. Kasare, S.; Bankar, S. K.; Ramasastry, S. S. V. *Org. Lett.* **2014**, *16*, 4284–4287. doi:10.1021/ol501986f
42. Liu, X.; Chen, X.; Mohr, J. T. *Chem. – Eur. J.* **2016**, *22*, 2274–2277. doi:10.1002/chem.201505027
43. Jyothi, D.; HariPrasad, S. *Synlett* **2009**, 2309–2311. doi:10.1055/s-0029-1217726
44. Hayashi, Y.; Shoji, M.; Kishida, S. *Tetrahedron Lett.* **2005**, *46*, 681–685. doi:10.1016/j.tetlet.2004.11.119
45. Allen, C. F. H.; VanAllan, J. A. *J. Am. Chem. Soc.* **1950**, *72*, 5165–5167. doi:10.1021/ja01167a102
46. Fu, X.; Cook, J. M. *Aldrichimica Acta* **1992**, *25*, 43.
47. Winterfeldt, E.; Osterthun, V. *Chem. Ber.* **1977**, *110*, 146–153. doi:10.1002/cber.19771100115
With this protocol, the mechanism is expected to involve a [conjugate addition/*trans*-enolization/ β -elimination/conjugate addition] sequence of steps.
48. Trost, B. M.; Runge, T. A.; Jungheim, L. N. *J. Am. Chem. Soc.* **1980**, *102*, 2840–2841. doi:10.1021/ja00528a055
49. Trost, B. M.; Runge, T. A. *J. Am. Chem. Soc.* **1981**, *103*, 7550–7559. doi:10.1021/ja00415a024
50. Giambastiani, G.; Poli, G. *J. Org. Chem.* **1998**, *63*, 9608–9609. doi:10.1021/jo981599c
51. It is possible that benzoic acid released in the Pd-catalyzed cycle is involved in the electrophilic activation of the subsequent conjugate addition.

License and Terms

This is an Open Access article under the terms of the Creative Commons Attribution License (<http://creativecommons.org/licenses/by/4.0>). Please note that the reuse, redistribution and reproduction in particular requires that the authors and source are credited.

The license is subject to the *Beilstein Journal of Organic Chemistry* terms and conditions: (<https://www.beilstein-journals.org/bjoc>)

The definitive version of this article is the electronic one which can be found at: [doi:10.3762/bjoc.15.107](https://doi.org/10.3762/bjoc.15.107)