



HAL
open science

Dynamics in the vicinity of (101955) Bennu: solar radiation pressure effects in equatorial orbits

T G G Chanut, Safwan Aljbaae, A F B A Prado, V Carruba

► **To cite this version:**

T G G Chanut, Safwan Aljbaae, A F B A Prado, V Carruba. Dynamics in the vicinity of (101955) Bennu: solar radiation pressure effects in equatorial orbits. *Monthly Notices of the Royal Astronomical Society*, 2017, 470 (3), pp.2687 - 2701. 10.1093/mnras/stx1204 . hal-02481195

HAL Id: hal-02481195

<https://hal.sorbonne-universite.fr/hal-02481195v1>

Submitted on 17 Feb 2020

HAL is a multi-disciplinary open access archive for the deposit and dissemination of scientific research documents, whether they are published or not. The documents may come from teaching and research institutions in France or abroad, or from public or private research centers.

L'archive ouverte pluridisciplinaire **HAL**, est destinée au dépôt et à la diffusion de documents scientifiques de niveau recherche, publiés ou non, émanant des établissements d'enseignement et de recherche français ou étrangers, des laboratoires publics ou privés.

Dynamics in the vicinity of (101955) Bennu: solar radiation pressure effects in equatorial orbits

T. G. G. Chanut,¹★ S. Aljbaae,¹ A. F. B. A. Prado² and V. Carruba¹

¹São Paulo State University (UNESP), School of Natural Sciences and Engineering, 12516-410 Guaratinguetá, SP, Brazil

²Division of Space Mechanics and Control, INPE, C.P. 515, 12227-310 São José dos Campos, SP, Brazil

Accepted 2017 May 10. Received 2017 April 29; in original form 2017 January 13

ABSTRACT

Here, we study the dynamical effects of the solar radiation pressure (SRP) on a spacecraft that will survey the near-Earth rotating asteroid (101955) Bennu when the projected shadow is accounted for. The spacecraft's motion near (101955) Bennu is modelled in the rotating frame fixed at the centre of the asteroid, neglecting the Sun gravity effects. We calculate the SRP at the perihelion, semimajor axis and aphelion distances of the asteroid from the Sun. The goals of this work are to analyse the stability for both homogeneous and inhomogeneous mass distribution and study the effects of the SRP in equatorial orbits close to the asteroid (101955) Bennu. As results, we find that the mascon model divided into 10 equal layers seems to be the most suitable for this problem. We can highlight that the centre point E8, which was linearly stable in the case of the homogeneous mass distribution, becomes unstable in this new model changing its topological structure. For a Sun initial longitude $\psi_0 = -180^\circ$, starting with the spacecraft longitude $\lambda = 0$, the orbits suffer fewer impacts and some (between 0.4 and 0.5 km), remaining unwavering even if the maximum solar radiation is considered. When we change the initial longitude of the Sun to $\psi_0 = -135^\circ$, the orbits with initial longitude $\lambda = 90^\circ$ appear to be more stable. Finally, when the passage of the spacecraft in the shadow is accounted for, the effects of SRP are softened, and we find more stable orbits.

Key words: gravitation – methods: numerical – celestial mechanics – minor planets, asteroids: individual: (101955) Bennu.

1 INTRODUCTION

Discovered by the LINEAR¹ Project in 1999 September (Williams 1999), asteroid (101955) Bennu (formerly designated 1999 RQ36) is an Apollo near-Earth object. As noted by Lauretta et al. (2015), in 2135, Bennu will pass inside the orbit of the Moon (0.002 au over the surface of the Earth). This asteroid is the target of the OSIRIS-REx² asteroid sample return mission, which NASA launched in 2016 to collect a sample from the space rock and return it to Earth by 2023. Bennu is an exciting target for an asteroid sample return mission. It is different from all other near-Earth asteroids previously visited by spacecraft. Asteroid (433) Eros, target of the NEAR Shoemaker mission, and (25143) Itokawa, target of the Hayabusa mission, are both S-type asteroids with irregular shapes. In contrast, Bennu is a spectral B-type asteroid, and has a distinct spheroidal shape. While Eros and Itokawa are similar to ordinary chondrite meteorites,

Bennu is likely to be formed by carbonaceous chondrites, which are meteorites that record the organic compound history of the early Solar system. An important parameter for the mission design is the shape model that provides its gravity field. The polyhedron shape of asteroid (101955) Bennu was created by Nolan et al. (2013), based on radar images and optical light curves collected in 1999 and 2005. Recent computational tools from the polyhedral shape model were created to predict and control the dynamical evolution of an orbiter around irregular small bodies in their complex gravity fields. Tsoulis (2012) refined the approach of Werner & Scheeres (1997) by presenting the derivation of certain singularity terms, which emerge for special locations of the computation point with respect to the attracting polyhedral source. This method has been applied to the investigation of the actual dynamical environments around (433) Eros and (216) Kleopatra (Chanut, Winter & Tshuchida 2014; Chanut et al. 2015b). Although very accurate, the method requires a large computational effort for integrating the orbits around these bodies.

One of the solutions for this problem was to adapt the method of mascons to polyhedra (Venditti 2013). In Chanut, Aljbaae & Carruba (2015a), it was shown that this solution is more accurate

* E-mail: chiant69@hotmail.com

¹ <http://neo.jpl.nasa.gov/missions/linear.html>

² <http://science.nasa.gov/missions/osiris-rex/>

than the classical mascon method (Geissler et al. 1996) and faster than the Tsoulis method. In all of the above-cited cases, the solar radiation pressure (SRP) effects are not taken into account for the dynamics. Actually, the effect of this force becomes more pronounced as the spacecraft flies farther away from the asteroid, since the orbital motion close to the body is generally dominated by its own gravity field (Scheeres, Williams & Miller 2000). Nevertheless, Scheeres et al. (2006) have shown that, for a body smaller than few kilometres, like asteroid (25143) Itokawa, the SRP parameter becomes relevant even in close proximity to the body. Moreover, in the Hill problem, the influence of SRP can lead to both unstable and stable spacecraft orbits near bodies with a diameter smaller than few kilometres (Hussmann et al. 2012). However, the SRP model, as well as the eclipse model around rotating asteroids, was only recently presented in Xin, Scheeres & Hou (2016). When SRP perturbations are considered, the equilibrium points usually do not exist anymore, since the equations of motion are no longer time independent. However, forced motions called ‘dynamical substitutes’ appear around the geometrical equilibrium points. This issue has been thoroughly discussed in Xin et al. (2016) and will not be part of the scope of this work.

In this paper, we analyse the stability of both homogeneous and inhomogeneous mass distributions and the effects of SRP in equatorial orbits in the proximity of the asteroid (101955) Benu. This will be attended using the mascon gravitation model and the SRP force defined by Scheeres & Marzari (2002) and Xin et al. (2016) for the dynamical model. First, we show the general properties of (101955) Benu in Section 2. In Section 3, the methodology of mascon gravity tensor of the polyhedral model is briefly presented. Then, we discuss the equations of motion and the conserved quantity in Section 4, as well as the equilibria when the SRP is not accounted for. We find the exact location of the eight equilibrium points and compare their stability when the mass distribution occurs in different density layers. The dynamical model of initially equatorial orbits close to (101955) Benu, when the SRP is accounted for, and the results of numerical simulations are presented in Section 5. Finally, we discuss and conclude in Section 6.

2 COMPUTED PHYSICAL FEATURES FROM THE SHAPE OF (101955) BENNU

The three-dimensional shape of near-Earth asteroid (101955) Benu (provisional designation 1999 RQ36) is based on radar images and optical light curves (Nolan et al. 2013). Benu was observed both in 1999, at its discovery apparition, and in 2005, using the 12.6-cm radar at the Arecibo Observatory and the 3.5-cm radar at the Goldstone tracking station. From the data set of EAR-A-I0037-5-BENNU SHAPE-V1.0. of NASA Planetary Data System (2013), we build a polyhedral model with 1348 vertices and 2692 faces shown in Fig. 1. Radar astrometry combined with infrared astronomy provides an estimate of asteroid mass of $7.8(\pm 0.9) \times 10^{10}$ kg. When linked with the shape model, the (101955) Benu bulk density is 1.26 ± 0.7 g cm⁻³ (Chesley et al. 2014). The shape model provides a total volume of 0.062 km³ with an equivalent diameter of 0.492 km. We fit the body centred at its centre of mass with the rotation pole of the model lying along the z -axis (e.g. Table 1). So, the overall dimensions of the asteroid shape model in the principal directions are $-0.2783 \leq x \leq 0.2881$ km, $-0.2661 \leq y \leq 0.2698$ km and $-0.2457 \leq z \leq 0.2631$ km.

We use the algorithm of Mirtich (1996) to obtain the values of the moments of the principal axes of inertia, respectively, I_{xx} , I_{yy} ,

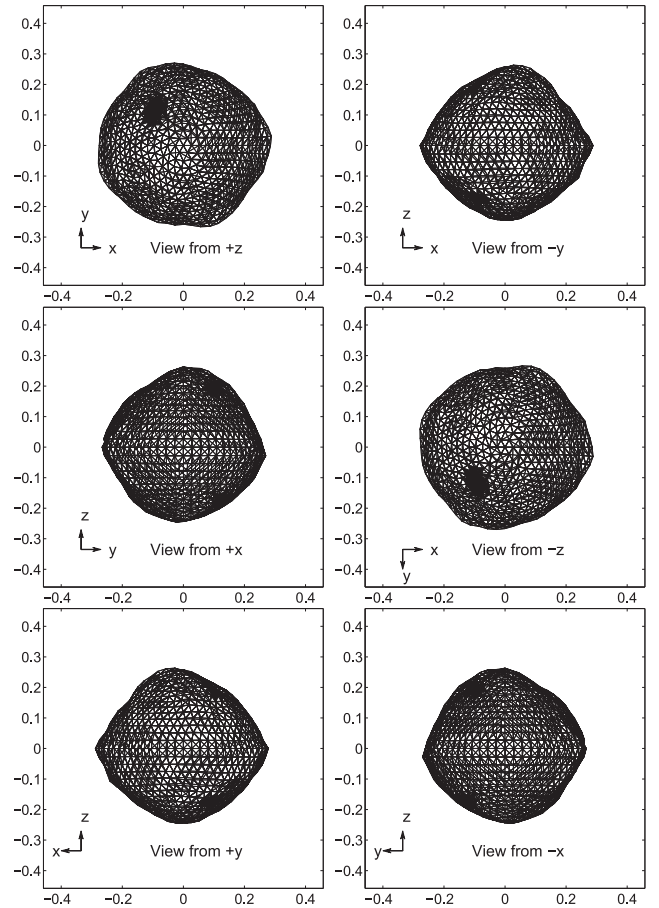


Figure 1. Polyhedral shape model in 3D of asteroid (101955) Benu shown in six perspective views ($\pm x$, $\pm y$, and $\pm z$) with a scale size of 0.9981 relative to the original shape. The shape was built with 2692 triangular faces.

Table 1. Coordinates shift to the centre of mass and rotation matrix to the principal axes of inertia using the algorithm of Mirtich (1996).

Center of mass (m)	+0.043 555 22	-0.000 899 25	+0.006 243 39
Eigenvectors (in columns)	+0.999 999 50	+0.001 000 76	-0.000 040 66
	-0.001 000 76	+0.999 999 50	+0.000 005 85
	+0.000 040 67	-0.000 005 81	+0.999 999 99

and I_{zz} , which are

$$\begin{aligned} I_{xx} &= 1.8130 \times 10^9 \text{ kg km}^2, \\ I_{yy} &= 1.8836 \times 10^9 \text{ kg km}^2, \\ I_{zz} &= 2.0334 \times 10^9 \text{ kg km}^2. \end{aligned} \quad (1)$$

From the moments of inertia (Dobrovolskis 1996), we find an equivalent ellipsoid with semimajor axes of $260 \times 251 \times 231$ m, which is close to the dynamically equivalent equal volume ellipsoid shown in Lauretta et al. (2015). We can also derive from the moments of inertia the most important terms of the harmonic expansion that correspond to the second-degree and -order gravity coefficients, and these are equal to (Werner 1997)

$$\begin{aligned} C_{20} R_0^2 &= -2.3734 \times 10^{-3} \text{ km}^2, \\ C_{22} R_0^2 &= 2.2646 \times 10^{-4} \text{ km}^2, \end{aligned} \quad (2)$$

where the normalization radius R_0 is arbitrary chosen. Differently from the gravity field coefficients up to order and degree 4 shown in

Table 2. Benu unnormalized gravity field coefficients up to degree and order 4 for the constant density of 1.26 g cm^{-3} and the total mass of $7.80 \times 10^{10} \text{ kg}$. They are computed for a reference distance of 0.2459 km . The frame is centred at the centre of mass and aligned with the principal moments of inertia.

Order	Degree	C_{nm}	S_{nm}
0	0	1.000 000 0000	–
1	0	0	–
1	1	0	0
2	0	$-3.925 753 4110 \times 10^{-2}$	–
2	1	0	0
2	2	$3.745 897 1411 \times 10^{-3}$	0
3	0	$1.471 169 8072 \times 10^{-2}$	–
3	1	$1.690 095 4267 \times 10^{-3}$	$1.663 304 0165 \times 10^{-3}$
3	2	$3.543 031 5751 \times 10^{-5}$	$3.768 384 8394 \times 10^{-5}$
3	3	$3.669 472 5097 \times 10^{-4}$	$-1.260 581 8113 \times 10^{-4}$
4	0	$3.076 044 5246 \times 10^{-2}$	–
4	1	$3.822 296 4288 \times 10^{-4}$	$1.772 054 3174 \times 10^{-3}$
4	2	$-4.836 971 8690 \times 10^{-4}$	$1.674 000 4235 \times 10^{-4}$
4	3	$-6.423 684 0214 \times 10^{-5}$	$5.405 395 7662 \times 10^{-6}$
4	4	$4.589 958 9934 \times 10^{-5}$	$6.602 667 9964 \times 10^{-5}$

Nolan et al. (2013), we find more useful to present them unnormalized in Table 2. In fact, the coefficients need to be fully normalized from order 10 onwards to avoid divergence, because of the order of their magnitudes according to the formula shown in Kaula (1966). As we can see, and differently from the Earth, the zonal gravity terms C_{20} , C_{30} and C_{40} have a closer order of magnitude. This reveals an irregular gravity field with a shape somewhat more pointed and cylindrical.

Another parameter (σ) of the asteroid's shape from the gravity field is defined in Hu & Scheeres (2004). If $\sigma = 1$, the body has a prolate inertia matrix, while one with $\sigma = 0$ corresponds to an oblate matrix. For (101955) Benu, $\sigma = 0.3205$. Thus, we can affirm that asteroid (101955) Benu is closer to an oblate shape value, which is compatible with Fig. 1.

3 MASCON GRAVITY GRADIENT OF THE POLYHEDRAL MODEL

The first attempt to evaluate the potential of three-dimensional bodies by the polyhedron method was developed by Werner (1994). The polyhedron is divided into a collection of simple tetrahedra with one of the vertices at the origin and the opposite face represented by a trinomial with predefined orientation. The polyhedral approach allows us to calculate the total volume of a constant density polyhedron and evaluate its gravitational field with good accuracy. However, the computational cost is high, depending on the number of tetrahedra that form the polyhedron. In order to reduce this cost, Chanut et al. (2015a) developed a mathematical approach of the mascon gravity tensor with respect to a shaped polyhedral source. Thus, the gravitational potential suffered by an external point P from the tetrahedron is

$$U_T = \frac{\mu}{r}, \quad (3)$$

where $r = (\xi^2 + \eta^2 + \zeta^2)^{1/2}$ is the distance between the centre of mass of the tetrahedron and the external point P, as represented in Fig. 2. We take $\mu = GM_T$, where the gravitational parameter is $G = 6.67259 \times 10^{-20} \text{ km}^3 \text{ kg}^{-1} \text{ s}^{-2}$ and M_T represents the

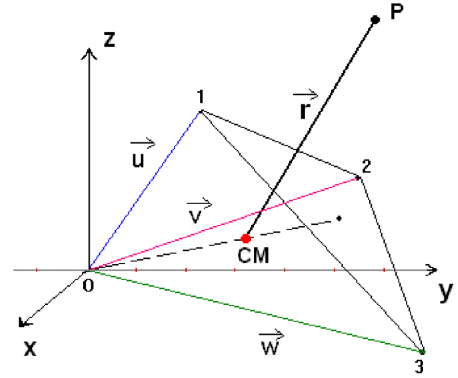


Figure 2. Representation of a tetrahedron with vertex 0 at the origin and the vectors u , v and w coming out from this vertex (Chanut et al. 2015a).

tetrahedron's mass. Therefore, the potential and the first-order derivatives of the shaped polyhedral source are

$$U = \sum_{i=1}^n \frac{\mu_i}{r_i}, \quad (4)$$

and

$$U_\chi = \sum_{i=1}^n \frac{\partial U}{\partial \chi_i} = \sum_{i=1}^n \left(\frac{\partial U}{\partial r_i} \right) \left(\frac{\partial r_i}{\partial \chi_i} \right) = \sum_{i=1}^n -\frac{\mu_i \chi_i}{r_i^3}, \quad (5)$$

where $\chi = (\xi, \eta, \zeta)$ and the sum represents the total quantity of tetrahedra that compound the shaped polyhedral source with n the number of faces and i the index of each face.

4 EQUATIONS OF MOTION AND POTENTIAL ENERGY

4.1 Equations of motion

As discussed by Scheeres et al. (2000), the solar gravity becomes relevant when the spacecraft flies away farther from the asteroid, which allows us to neglect any solar gravitational effect in the vicinity of (101955) Benu. The sidereal rotation period of (101955) Benu determined from both the light curve and radar data is 4.297 h (Nolan et al. 2013). The data reveal a spheroidal asteroid undergoing retrograde rotation. The spin rate of the asteroid is denoted as ω . We use a rotating reference frame that is centred on the asteroid (Szebeheley 1967). Thus, in the body-fixed reference frame, the equations of motion are

$$\ddot{x} - 2\omega\dot{y} = \omega^2 x + U_x, \quad (6)$$

$$\ddot{y} + 2\omega\dot{x} = \omega^2 y + U_y, \quad (7)$$

$$\ddot{z} = U_z, \quad (8)$$

where U_x , U_y and U_z denote the first-order partial derivatives of the potential. Equations (6)–(8) admit an integral of motion, the Jacobi function, defined as

$$J = \frac{1}{2}(\dot{x}^2 + \dot{y}^2 + \dot{z}^2) - \frac{1}{2}\omega^2(x^2 + y^2) - U(x, y, z), \quad (9)$$

where

$$\frac{1}{2}\omega^2(x^2 + y^2) + U(x, y, z) = V(x, y, z) \quad (10)$$

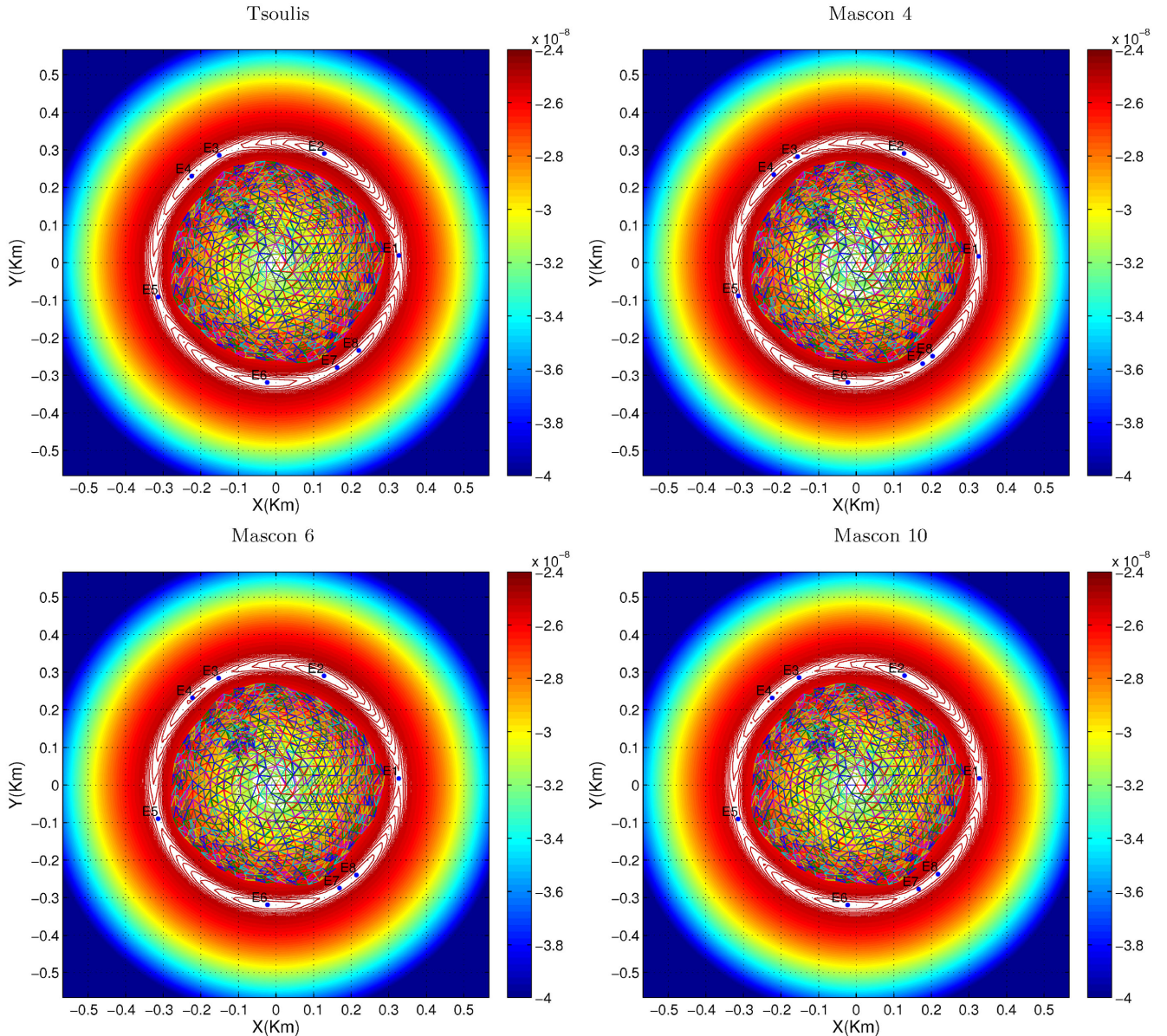


Figure 3. Zero-velocity curves and equilibrium points of asteroid (101955) Bennu when the SRP is not accounted for. The colour code gives the intensity of the Jacobi constant in $\text{km}^2 \text{s}^{-2}$. The equilibrium points outside the body, indicated by E1, E2, E3, E4, E5, E6, E7 and E8, are displayed using several gravity models highlighted on the top of each figure.

is the modified potential energy and

$$\frac{1}{2}(\dot{x}^2 + \dot{y}^2 + \dot{z}^2) = T_E \quad (11)$$

represents the kinetic energy of the particle regarding the rotating asteroid.

4.2 Zero-velocity curves and equilibria

We can provide concrete informations of the possible motion of a particle analysing the zero-velocity surfaces defining the Jacobi function as constant C , where $J + C = 0$. Note that $V(x, y, z) \geq 0$ over the entire space, and because $T_E \geq 0$, let us constrain the study to the inequality

$$V(x, y, z) \geq C, \quad (12)$$

which divides the x, y, z space into regions where the motion of the particle is allowed and where it is not, given a specific value for C . The general situation was discussed in more detail by Scheeres (1994). Setting $T_E = 0$ on the x, y, z space, the equation

$$V(x, y, z) = C \quad (13)$$

represents the zero-velocity surfaces and

Fig. 3 shows their projections on to the $z = 0$ plane for different gravity models. The first model improved by Tsoulis (2012), called polyhedral model, is the more accurate, but needs a large computational effort. The other models are divisions in several layers of tetrahedrons and were developed by Chanut et al. (2015a). In the present case, we share each tetrahedron up to 10 layers of equal thickness. When the value of the Jacobi constant C is varied, the surfaces change. For some C values, the surfaces intersect or close on themselves at points in the x - y - z space, ordinarily called

Table 3. CPU time needed to compute the 10^6 points of the grid on a Pentium 3.10 GHz computer.

Asteroid	Mascon 4	Mascon 6	Mascon 10	Tsulis
(101955) Benu	11 min 32 s	13 min 25 s	21 min 15 s	121 min 39 s

equilibrium points. Due to its oblate spherical shape, there are eight equilibrium points in the potential field close to the asteroid (101955) Benu. As the surfaces are evaluated close to the critical values of C , Fig. 3 indicates the location of the eight equilibrium points projected on to the equatorial plane.

In their analysis of the potential field and equilibrium points of irregular-shaped minor celestial bodies, Wang, Jiang & Gong (2014) found the location of the equilibrium points of asteroid Benu with different values of the bulk density (0.97 g cm^{-3}) and sidereal rotation period (4.288 h). As we can see, in the above-mentioned figure, the equilibrium points seem to be farther from the body with the present density and rotation period. Furthermore, from Fig. 3, the location of equilibrium points with the Mascon 10 model is closer if compared to the classic method.

On the other hand, each additional division in the mascon model somewhat increases the computational cost, as shown in Table 3. We

have, for example, a remarkable difference between the Mascon 4 and Mascon 10 models in Fig. 3, with only an accretion of 10 min in execution. The computational cost is very important to be taken into account, because it increases considerably in numerical integrations. The Mascon 10 seems to be convenient here, as we tested higher divisions and the computational time greatly increases with a little difference in accuracy.

The exact location of the equilibrium points can be found solving $\nabla V(x, y, z) = 0$,

and we show the results in Table 4 for the classical polyhedral model and for the Mascon 10 model with the corresponding energy value C for each point.

The difference between the two models occurs in the third decimal digit and we consider acceptable a difference of the order of a metre. So, we can conclude that Mascon 10 has a good accuracy with respect to the classical polyhedral model for the calculation of equilibria. Due to (101955) Benu irregular shape, there is no symmetry between the saddle points and the centre points. Wang et al. (2014) showed that all the eight equilibrium points outside the asteroid Benu (E1–E8) are unstable with their chosen bulk density (0.97 g cm^{-3}). The odd indices identify saddle points, while the even indices are associated with centre points. However, recently Wang,

Table 4. Locations of equilibrium points and their related Jacobi constant C values generated by the Tsoulis and Mascon gravity tensor methods.

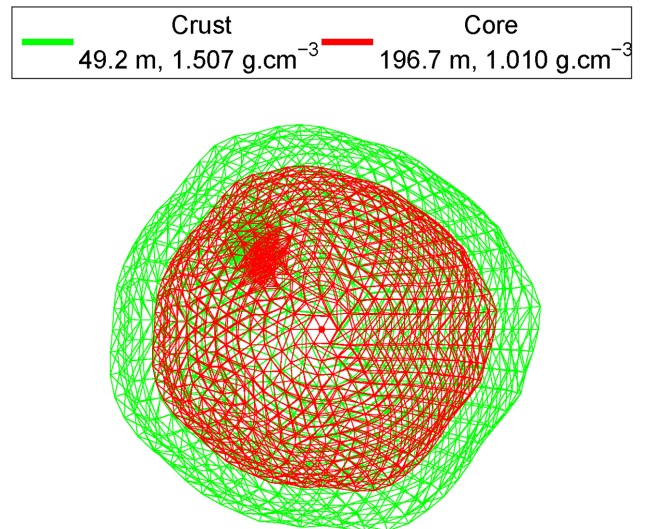
	$x(\text{km})$	$y(\text{km})$	$z(\text{km})$	$C(\text{km}^2 \text{ s}^{-2})$
Tsoulis (uniform density)				
E1	0.327 127 80	0.018 817 05	−0.003 232 54	$-2.518 5392 \times 10^{-8}$
E2	0.128 358 25	0.290 493 37	−0.002 482 51	$-2.478 6276 \times 10^{-8}$
E3	−0.150 870 24	0.285 729 02	−0.007 996 64	$-2.497 7207 \times 10^{-8}$
E4	−0.224 407 18	0.229 989 57	−0.007 343 51	$-2.496 0632 \times 10^{-8}$
E5	−0.313 652 15	−0.091 387 46	−0.002 307 23	$-2.514 8952 \times 10^{-8}$
E6	−0.023 594 39	−0.318 567 13	0.000 261 25	$-2.485 7406 \times 10^{-8}$
E7	0.162 359 90	−0.278 838 94	−0.001 960 89	$-2.494 4932 \times 10^{-8}$
E8	0.220 212 04	−0.233 837 64	−0.002 859 34	$-2.493 8440 \times 10^{-8}$
Mascon 10 (uniform density)				
E1	0.327 530 73	0.017 613 48	−0.003 229 19	$-2.527 486 \times 10^{-8}$
E2	0.128 363 37	0.291 107 50	−0.002 474 24	$-2.488 105 \times 10^{-8}$
E3	−0.152 013 20	0.285 567 98	−0.007 715 26	$-2.506 817 \times 10^{-8}$
E4	−0.223 665 30	0.231 503 18	−0.007 137 17	$-2.505 418 \times 10^{-8}$
E5	−0.314 240 51	−0.090 535 20	−0.002 277 28	$-2.523 795 \times 10^{-8}$
E6	−0.022 941 23	−0.319 177 90	0.000 159 56	$-2.495 140 \times 10^{-8}$
E7	0.165 953 31	−0.277 113 88	−0.002 017 68	$-2.503 559 \times 10^{-8}$
E8	0.217 473 42	−0.237 173 55	−0.002 789 87	$-2.503 119 \times 10^{-8}$
Tsoulis (two-layered structure)				
E1	0.328 165 67	0.019 092 58	−0.003 447 06	$-2.522 7172 \times 10^{-8}$
E2	0.129 523 21	0.290 124 70	−0.002 652 87	$-2.479 1869 \times 10^{-8}$
E3	−0.149 259 87	0.287 429 42	−0.008 729 64	$-2.500 3119 \times 10^{-8}$
E4	−0.226 534 34	0.228 503 36	−0.008 037 14	$-2.498 1428 \times 10^{-8}$
E5	−0.314 379 75	−0.092 364 78	−0.002 475 85	$-2.518 7497 \times 10^{-8}$
E6	−0.024 441 05	−0.318 813 61	0.000 398 31	$-2.487 0682 \times 10^{-8}$
E7	0.159 382 33	−0.281 433 37	−0.002 044 63	$-2.496 8379 \times 10^{-8}$
E8	0.224 633 61	−0.230 079 60	−0.003 169 65	$-2.495 7693 \times 10^{-8}$
Mascon 10 (two-layered structure)				
E1	0.327 992 44	0.017 892 87	−0.003 456 90	$-2.522 122 \times 10^{-8}$
E2	0.129 366 62	0.290 142 65	−0.002 651 15	$-2.479 068 \times 10^{-8}$
E3	−0.149 671 03	0.286 994 29	−0.008 477 89	$-2.499 839 \times 10^{-8}$
E4	−0.225 731 66	0.229 248 87	−0.007 852 74	$-2.497 922 \times 10^{-8}$
E5	−0.314 371 38	−0.091 480 43	−0.002 457 38	$-2.518 088 \times 10^{-8}$
E6	−0.023 832 61	−0.318 817 51	0.000 300 15	$-2.486 889 \times 10^{-8}$
E7	0.161 632 45	−0.279 871 05	−0.002 096 92	$-2.496 327 \times 10^{-8}$
E8	0.222 563 75	−0.232 035 95	−0.003 119 98	$-2.495 480 \times 10^{-8}$

Table 5. Eigenvalues of Jacobi matrix of the eight external equilibrium points and their stability.

Eigenvalues $\times 10^{-4}$	E1	E2	E3	E4	E5	E6	E7	E8
Tsoulis (uniform density)								
λ_1	4.6265 <i>i</i>	4.3031 <i>i</i>	4.5318 <i>i</i>	4.4365 <i>i</i>	4.6124 <i>i</i>	4.3623 <i>i</i>	4.5252 <i>i</i>	4.4442 <i>i</i>
λ_2	-4.6265 <i>i</i>	-4.3031 <i>i</i>	-4.5318 <i>i</i>	-4.4365 <i>i</i>	-4.6124 <i>i</i>	-4.3623 <i>i</i>	-4.5252 <i>i</i>	-4.4442 <i>i</i>
λ_3	4.2744 <i>i</i>	-0.4427 + 2.7267 <i>i</i>	3.9935 <i>i</i>	-0.4715 + 2.6227 <i>i</i>	4.0714 <i>i</i>	-0.3781 + 2.6694 <i>i</i>	3.8816 <i>i</i>	3.0387 <i>i</i>
λ_4	-4.2744 <i>i</i>	-0.4427 - 2.7267 <i>i</i>	-3.9935 <i>i</i>	-0.4715 - 2.6227 <i>i</i>	-4.0714 <i>i</i>	-0.3781 - 2.6694 <i>i</i>	-3.8816 <i>i</i>	-3.0387 <i>i</i>
λ_5	-2.5846	0.4427 + 2.7267 <i>i</i>	-1.8683	0.4715 + 2.6227 <i>i</i>	-2.2036	0.3781 + 2.6694 <i>i</i>	-1.5965	2.0025 <i>i</i>
λ_6	2.5846	0.4427 - 2.7267 <i>i</i>	1.8683	0.4715 - 2.6227 <i>i</i>	2.2036	0.3781 - 2.6694 <i>i</i>	1.5965	-2.0025 <i>i</i>
Mascon 10 (uniform density)								
λ_1	4.5929 <i>i</i>	4.2946 <i>i</i>	4.5063 <i>i</i>	4.4263 <i>i</i>	4.5791 <i>i</i>	4.3548 <i>i</i>	4.4983 <i>i</i>	4.4340 <i>i</i>
λ_2	-4.5929 <i>i</i>	-4.2946 <i>i</i>	-4.5063 <i>i</i>	-4.4263 <i>i</i>	-4.5791 <i>i</i>	-4.3548 <i>i</i>	-4.4983 <i>i</i>	-4.4340 <i>i</i>
λ_3	4.2676 <i>i</i>	-0.4021 + 2.7271 <i>i</i>	3.9808 <i>i</i>	-0.2122 + 2.5973 <i>i</i>	4.0710 <i>i</i>	-0.2472 + 2.6602 <i>i</i>	3.8659 <i>i</i>	3.1951 <i>i</i>
λ_4	-4.2676 <i>i</i>	-0.4021 - 2.7271 <i>i</i>	-3.9808 <i>i</i>	-0.2122 - 2.5973 <i>i</i>	-4.0710 <i>i</i>	-0.2472 - 2.6602 <i>i</i>	-3.8659 <i>i</i>	-3.1951 <i>i</i>
λ_5	-2.5124	0.4021 + 2.7271 <i>i</i>	-1.7771	0.2122 + 2.5973 <i>i</i>	-2.1322	0.2472 + 2.6602 <i>i</i>	-1.4782	1.7680 <i>i</i>
λ_6	2.5124	0.4021 - 2.7271 <i>i</i>	1.7771	0.2122 - 2.5973 <i>i</i>	2.1322	0.2472 - 2.6602 <i>i</i>	1.4782	-1.7680 <i>i</i>
Case (stability)	2 (U)	5 (U)	2 (U)	5 (U)	2 (U)	5 (U)	2 (U)	1 (LS)
Tsoulis (two-layered structure)								
λ_1	4.6789 <i>i</i>	4.3283 <i>i</i>	4.5817 <i>i</i>	4.4743 <i>i</i>	4.6635 <i>i</i>	4.3917 <i>i</i>	4.5767 <i>i</i>	4.4760 <i>i</i>
λ_2	-4.6789 <i>i</i>	-4.3283 <i>i</i>	-4.5817 <i>i</i>	-4.4743 <i>i</i>	-4.6635 <i>i</i>	-4.3917 <i>i</i>	-4.5767 <i>i</i>	-4.4760 <i>i</i>
λ_3	4.2968 <i>i</i>	-0.6551 + 2.7495 <i>i</i>	4.0060 <i>i</i>	-0.7725 + 2.6616 <i>i</i>	4.0822 <i>i</i>	-0.6391 + 2.6949 <i>i</i>	3.9090 <i>i</i>	-0.4496 + 2.5850 <i>i</i>
λ_4	-4.2968 <i>i</i>	-0.6551 - 2.7495 <i>i</i>	-4.0060 <i>i</i>	-0.7725 - 2.6616 <i>i</i>	-4.0822 <i>i</i>	-0.6391 - 2.6949 <i>i</i>	-3.9090 <i>i</i>	-0.4496 - 2.5850 <i>i</i>
λ_5	-2.7129	0.6551 + 2.7495 <i>i</i>	-2.0112	0.7725 + 2.6616 <i>i</i>	-2.3277	0.6391 + 2.6949 <i>i</i>	-1.7975	0.4496 + 2.5850 <i>i</i>
λ_6	2.7129	0.6551 - 2.7495 <i>i</i>	2.0112	0.7725 - 2.6616 <i>i</i>	2.3277	0.6391 - 2.6949 <i>i</i>	1.7975	0.4496 - 2.5850 <i>i</i>
Mascon 10 (two-layered structure)								
λ_1	4.6481 <i>i</i>	4.3209 <i>i</i>	4.5584 <i>i</i>	4.4658 <i>i</i>	4.6323 <i>i</i>	4.3856 <i>i</i>	4.5522 <i>i</i>	4.4669 <i>i</i>
λ_2	-4.6481 <i>i</i>	-4.3209 <i>i</i>	-4.5584 <i>i</i>	-4.4658 <i>i</i>	-4.6323 <i>i</i>	-4.3856 <i>i</i>	-4.5522 <i>i</i>	-4.4669 <i>i</i>
λ_3	4.2909 <i>i</i>	-0.6373 + 2.7511 <i>i</i>	3.9954 <i>i</i>	-0.6724 + 2.6416 <i>i</i>	4.0821 <i>i</i>	-0.5864 + 2.6878 <i>i</i>	3.8992 <i>i</i>	-0.1809 + 2.5600 <i>i</i>
λ_4	-4.2909 <i>i</i>	-0.6373 - 2.7511 <i>i</i>	-3.9954 <i>i</i>	-0.6724 - 2.6416 <i>i</i>	-4.0821 <i>i</i>	-0.5864 - 2.6878 <i>i</i>	-3.8992 <i>i</i>	-0.1809 - 2.5600 <i>i</i>
λ_5	-2.6499	0.6373 + 2.7511 <i>i</i>	-1.9358	0.6724 + 2.6416 <i>i</i>	-2.2643	0.5864 + 2.6878 <i>i</i>	-1.7123	0.1809 + 2.5600 <i>i</i>
λ_6	2.6499	0.6373 - 2.7511 <i>i</i>	1.9358	0.6724 - 2.6416 <i>i</i>	2.2643	0.5864 - 2.6878 <i>i</i>	1.7123	0.1809 - 2.5600 <i>i</i>
Case (stability)	2 (U)	5 (U)	2 (U)	5 (U)	2 (U)	5 (U)	2 (U)	5 (U)

Jiang & Gong (2016) have shown that within the limits of density and rotation defined by Chesley et al. (2014), the centre points can become linearly stable by changing the topological structure from case 5 to case 1 (Jiang et al. 2014). In Aljbaae et al. (2017), we presented the corrected form of the second-order derivatives of Chanut et al. (2015a). We solved the linearized state equations in the neighbourhood of the equilibrium points (Jiang et al. 2014), and we show the unnormalized eigenvalues and their stability type in Table 5. From the physical features chosen, we confirm that the equilibrium point E8 becomes linearly stable. According to Scheeres et al. (2016), there is one stable centre equilibrium point at the nominal density, and three stable centre equilibrium points at the highest density. If there are stable equilibria in Bennu, a concentration of dust distributed on the surface of the asteroid can be expected in the vicinity of these regions, since an impact may cause the launched regolith to be captured in those regions and returns to the surface.

The goal is now to investigate the variation in the gravity field due to the non-homogeneous mass distribution and to check the effects of the non-homogeneous distribution on the equilibria. In Aljbaae et al. (2017), we tested two different mass distributions for asteroid (21) Lutetia and we found that the two models of layered structures are not determinant for the stability of the equilibria. For (101955) Bennu, we take the two-layered model described as a surface model in Scheeres et al. (2016). This distribution is illustrated in Fig. 4 with the two volumes in the body adjusted for the total mass to remain constant. The model corresponds to a volume-equivalent diameter of 491.8 m, where the crust has a mean thickness of 49.2 m occupying 48.8 per cent of the total volume with a density

**Figure 4.** Two-layered structure of asteroid (101955) Bennu with a 50 m deep surface layer.

of 1.507 g cm⁻³, which represents 58.72 per cent of the total mass. The core, based on rubble-pile characteristics, is considered with a density of 1.010 g cm⁻³. Fig. 5 shows the projections of the zero-velocity surfaces on to the $z = 0$ plane when the two-layered model of density distribution is considered. The equilibria do not

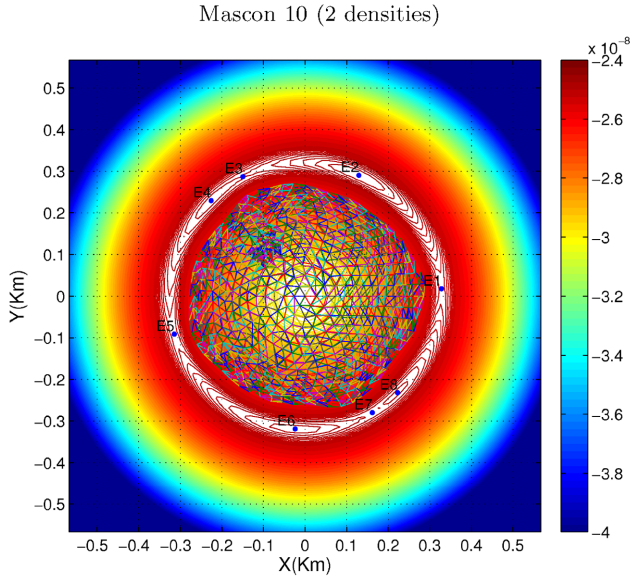


Figure 5. Zero-velocity curves and equilibrium points of asteroid (101955) Benu. The colour code gives the intensity of the Jacobi constant in $\text{km}^2 \text{s}^{-2}$. The equilibrium points outside the body are displayed using the Mascon 10 gravity model shown in Fig. 4.

Table 6. CPU time needed to find the eight equilibrium points on a Pentium 3.10 GHz computer.

Asteroid	Mascon 10	Mascon 10(2)	Tsoulis	Tsoulis(2)
(101955) Benu	65 min 27 s	62 min 26 s	148 min 57 s	414 min 04 s

fundamentally change unless a little displacement away from the body is considered. The equilibrium points E3 and E4 and also the points E7 and E8 seem to move away from each other. So, we can differentiate the topological structure of the equilibrium points better in the figure. It does not happen with the nominal constant density and for higher densities, these points mix and disappear (Scheeres et al. 2016; Wang et al. 2016). The eigenvalues and their stability type for the two gravity models are shown at the bottom of Table 5. What we can highlight is that the centre point E8, which was linearly stable in the case of the homogeneous mass distribution, returns to be unstable changing the topological structure from cases 1 to 5. This situation already existed with the low density, and it can make a previously stable trajectory about the centre point to become unstable, allowing the spacecraft or any particles to be ejected or briefly collide with the asteroid. This possibility must be taken into account by the *OSIRIS-REx* mission. Other factors, such as the SRP, can make periodic motions about those equilibrium points to be unstable (Xin et al. 2016), but this point will not be investigated in the paper. Another important point is that the running time shown in Table 6 indicated that the classical polyhedron model of gravitation is not very well suited for the division into several different density layers, while the Mascon mathematical model described in Chanut et al. (2015a) seems more applicable for this purpose. Unlike the Tsoulis method, in the mascon model case, the calculations are done only one time for the total potential, independently of each layer density. However, certain distributions may favour the calculations in the execution. It is the case here for the two density layers.

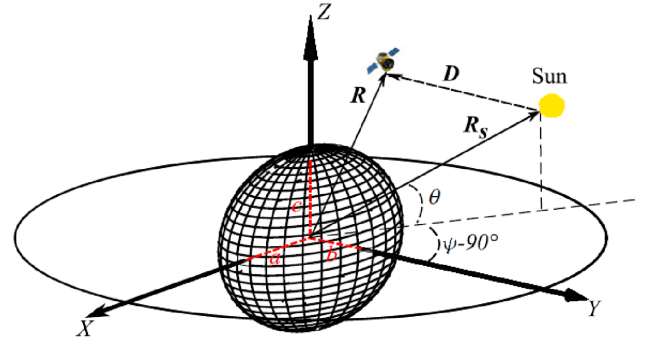


Figure 6. Schematic illustration of the SRP model (Xin et al. 2016).

5 DYNAMICS CLOSE TO (101955) BENNU WITH SRP

5.1 SRP dynamical model

We consider the case of a spacecraft in the vicinity of an asteroid and significantly far from any other celestial body. In fact, since the mean motion of the asteroid around the Sun is generally much smaller than its spin rate, the radiation pressure from the Sun has a constant direction and magnitude at a given distance. When studying the dynamics around it for a short time interval, we can assume that during this time interval, the position of the Sun is ‘frozen’ in the inertial space. The formulation of Hill’s problem taking into account the effect of SRP was presented by Scheeres & Marzari (2002). However, in the body-fixed frame of the asteroid, as represented in Fig. 6, the Sun has a circular orbit perpendicular to the asteroid’s spin axis, with a constant latitude θ and a time-varying longitude $\psi = -\omega t + \psi_0$, where ψ_0 is the initial longitude of the Sun.

Therefore, the SRP is acting in the antisunward direction. Consequently, the equations of motion taking SRP into account are

$$\ddot{x} - 2\omega\dot{y} = \omega^2 x + U_x - \nu g \cos \theta \cos \psi, \quad (15)$$

$$\ddot{y} + 2\omega\dot{x} = \omega^2 y + U_y - \nu g \cos \theta \sin \psi, \quad (16)$$

$$\ddot{z} = U_z - \nu g \sin \theta, \quad (17)$$

where U_x , U_y and U_z denote the first-order partial derivatives of the potential and g is the SRP magnitude computed as

$$g = \frac{\beta}{D^2}, \quad (18)$$

where $\beta = (1 + \eta)G1/B$, $G1 = 1 \times 10^8 \text{ kg km}^3 \text{ s}^{-2} \text{ m}^{-2}$ is a solar constant, B is the spacecraft mass-to-area ratio in kg m^{-2} , η is the reflectance of the spacecraft and D is the distance of the spacecraft from the Sun in km. Here, we consider $D = R_s$ (the heliocentric distance of the asteroid), while R is negligible with respect to R_s close to the body. For the spacecraft *OSIRIS-REx* mass-area ratio, we took the values of Lantoine, Broschart & Grebow (2013) that allow $B \simeq 96 \text{ kg m}^{-2}$ and a reflectance of the material $\eta = 0.2$. ν represents the solar eclipse for the shadow projected by an ellipsoidal asteroid taking the values 1 or 0 as defined in (Xin et al. 2016).

5.2 Numerical simulations and initial conditions

In this section, we numerically test and analyse the evolution of the dynamics of equatorial, direct orbits, considering the 3D gravitational perturbation and the SRP close to the asteroid (101955)

Bennu. As done in the previous section, we choose the mascon gravity tensor implemented by Chanut et al. (2015a), with each tetrahedron divided into 10 equal thickness layers (Mascon 10). The path of the spacecraft is calculated using the equations of motion (equations 15–17) in the rotating body-fixed reference frame, and the equations are integrated by the Bulirsch–Stoer numerical algorithm. The initial orbits of the spacecraft are launched at the periapsis radius of the equatorial plane ($z = 0$) for four values of its longitude $\lambda \in (0, 360^\circ)$. The interval between the initial values of λ is 90° and the initial periapsis radii are taken from 0.34 km up to 0.7 km, with an interval of 10 m. Moreover, the initial eccentricities of the spacecraft’s orbit start from 0 up to 0.4, with an interval of 0.01. The initial velocities are taken from the two-body problem in the rotating body-fixed reference frame when there is no other perturbative force depending on time (equations 6–8) or the initial position of the spacecraft is in the shadow. If we put the same initial velocities between cases with and without SRP, this means that the initial position of the spacecraft is always in the shadow, which is only true when the Sun is in the opposite direction. Let v_{0x} , v_{0y} and v_{0z} be those initial velocities. However, integrating equations 15–17 with respect to time and for $t = 0$, the term containing the time-varying longitude appears in the initial velocities where $v'_{0x} = v_{0x} + \frac{g}{\omega} \cos \theta \sin \psi_0$, $v'_{0y} = v_{0y} - \frac{g}{\omega} \cos \theta \cos \psi_0$ and $v'_{0z} = v_{0z} = 0$. The pole orientation in ecliptic coordinates was determined by Nolan et al. (2013) as $(-88^\circ, 45^\circ)$. So, we take $\theta = 2^\circ$ and two values for the whole simulations with the Sun initial longitude $\psi_0 = -180 + 45^\circ$ or $\psi_0 = -135^\circ$, and $\psi_0 = -180^\circ$ when the sun direction lies along the x -axis. To verify if it exists a certain symmetry in the behaviour around asteroid (101955) Bennu as pointed out by Xin et al. (2016) in the case of the ellipsoid, we will test the intermediate longitudes of the Sun $\psi_0 = -90^\circ$ and $\psi_0 = -45^\circ$ at the initial spacecraft longitude $\lambda = 90^\circ$. Broschart, Lantoiné & Grebow (2014) have corrected some values of parameters of various mission configurations. However, they have computed the reflectance in their B parameters, while we compute the reflectance only in the β parameter. As values of B , we take $B = 96 \text{ kg m}^{-2}$ for the *OSIRIS-REx* probe. The reflectance $\eta = 20$ per cent is taken into account in our calculation of β . In order to evaluate the maximum, medium and minimum values of the g parameter of equation (18), we consider the motion of the spacecraft close to the asteroid Bennu when it is at the perihelion distance $D = 0.8969 \text{ au}$, semimajor axis distance $D = 1.1264 \text{ au}$ and aphelion distance $D = 1.3559 \text{ au}$ from the Sun. When the path of the spacecraft crosses the boundaries of the ellipsoid approximation with semimajor axes $(0.29 \times 0.27 \times 0.26 \text{ km})$, we consider that the spacecraft has impacted with the asteroid and the integration is stopped. The integration’s time is $\approx 60 \text{ d}$, adequate to determinate the final destiny of the orbits. This time allows us to consider acceptable not to change the distance of the asteroid from the Sun during the integration.

5.3 Results of the numerical simulations

It is reasonable to consider that the gravitational perturbation due to Bennu shape should be weaker than the analogous perturbations for asteroids like (216) Kleopatra or (433) Eros. As we neglected other effects beyond the gravitational and SRP, the SRP becomes a relevant perturbation. Orbits that increase less than 0.01 in their eccentricities will be considered as stable and marked in green in the figures. Furthermore, the trajectories that collide with the asteroid will be marked in red. In an attempt to model a close encounter of the *OSIRIS-REx* probe with the asteroid (101955) Bennu, we followed

the trajectories in the 3D space to verify their ultimate fate. The trajectories are launched from four initial longitudes in the equatorial plane, where, in principle, the highest and lowest values of the energy potential occur, as shown in Table 4. Taking into account the whole trajectories, we generated Fig. 7 after an integration of 60 d, or more than 330 (101955) Bennu rotation periods. Here, we choose eccentricities compatible with an observation mission ($e = 0$ up to $e = 0.4$). The SRP is not accounted for. Orbits with initial $\lambda = 0$ appear to be less subject to collision, which may keep low eccentric orbits near the body for more time. On the contrary, orbits with initial $\lambda = 90^\circ$ and 270° are more likely to collide when the SRP is not accounted for. When compared with the asteroid (216) Kleopatra or (433) Eros (Chanut et al. 2014, 2015b), we need to add a factor of π . That is probably due to the fact that asteroid (101955) Bennu is undergoing retrograde rotation. Moreover, below 0.34 km, the orbits are unstable, and we checked that the limit radius for direct, initially equatorial circular orbits that cannot impact with (101955) Bennu surface is, indeed, 0.42 km. For the initial conditions that we choose, it clearly appears that most of the orbits are stable beyond 0.5 km. However, below this distance, orbits with initial $\lambda = 90^\circ$ and 270° seem to find more stable conditions. The results are shown in Fig. 7.

We wish to show the effect of SRP on the close approach of the spacecraft at different distances of (101955) Bennu’s orbit relative to the Sun. We set the SRP in six configurations: at the points of maximal, medium and minimal perturbation and for the characteristics of *OSIRIS-REx* Spacecraft when the eclipse is accounted for or not. As seen previously, we choose two initial longitudes for the Sun. The results for the Sun initial longitude $\psi_0 = -180^\circ$ are shown in Fig. 8 and for $\psi_0 = -135^\circ$ in Fig. 9. In a general way, we can see in Fig. 8 that the SRP disturbs the orbits and a great number of collisions occurs where initially stable orbits existed. Furthermore, stable orbits that started at longitude 0° occur in a great number at periapsis radius closer to (101955) Bennu, between 0.4 and 0.5 km. We also find somewhat more stability for the orbits launched from the longitude 270° . This fact was observed under the conditions that can be encountered by the *OSIRIS-REx* probe close at the aphelion distance of the asteroid. However, we can highlight that the radiation pressure destabilizes the spacecraft’s orbits further, causing them to collide when the asteroid approaches its perihelion. The orbits that start at the longitude $\lambda = 0^\circ$ appear to be more stable even when the SRP reaches its maximum. When the passage of the spacecraft in the shadow is accounted for, the effects of SRP are softer and we find a larger portion of stable orbits. We encounter the same behaviour at the longitude $\lambda = 90^\circ$ when the Sun initial longitude is $\psi_0 = -90^\circ$ (Fig. A2). This shows that orbits that began in the projected shadow seem to be more stable. We encounter some stability still below 0.5 km and with a relatively low initial eccentricity. It happens for the other initial longitudes when the shadow effect is accounted for and the SRP is at its lowest value. When we change the initial longitude of the Sun to $\psi_0 = -135^\circ$, Fig. 9 shows that the orbits with initial longitude $\lambda = 90^\circ$ appear to be more stable than those of Fig. 8. It also occurs when the orbit begins in $\lambda = 90^\circ$ with the initial longitude of the Sun $\psi_0 = -45^\circ$. So, we notice a certain symmetry regarding the effects of SRP on the behaviour of the spacecraft around asteroid (101955) Bennu. It is certainly due to its shape, with a small ellipticity, as shown in Fig. 1. Furthermore, the orbits that start at the longitude $\lambda = 0^\circ$ are less stable for $\psi_0 = -135^\circ$. Thus, we show the results in Appendix A for all the initial longitudes when the asteroid reaches its minimum distance from the Sun (perihelion), and in this case, we find almost none stability for all the initial longitudes when the asteroid reaches its minimum distance from the Sun (perihelion).

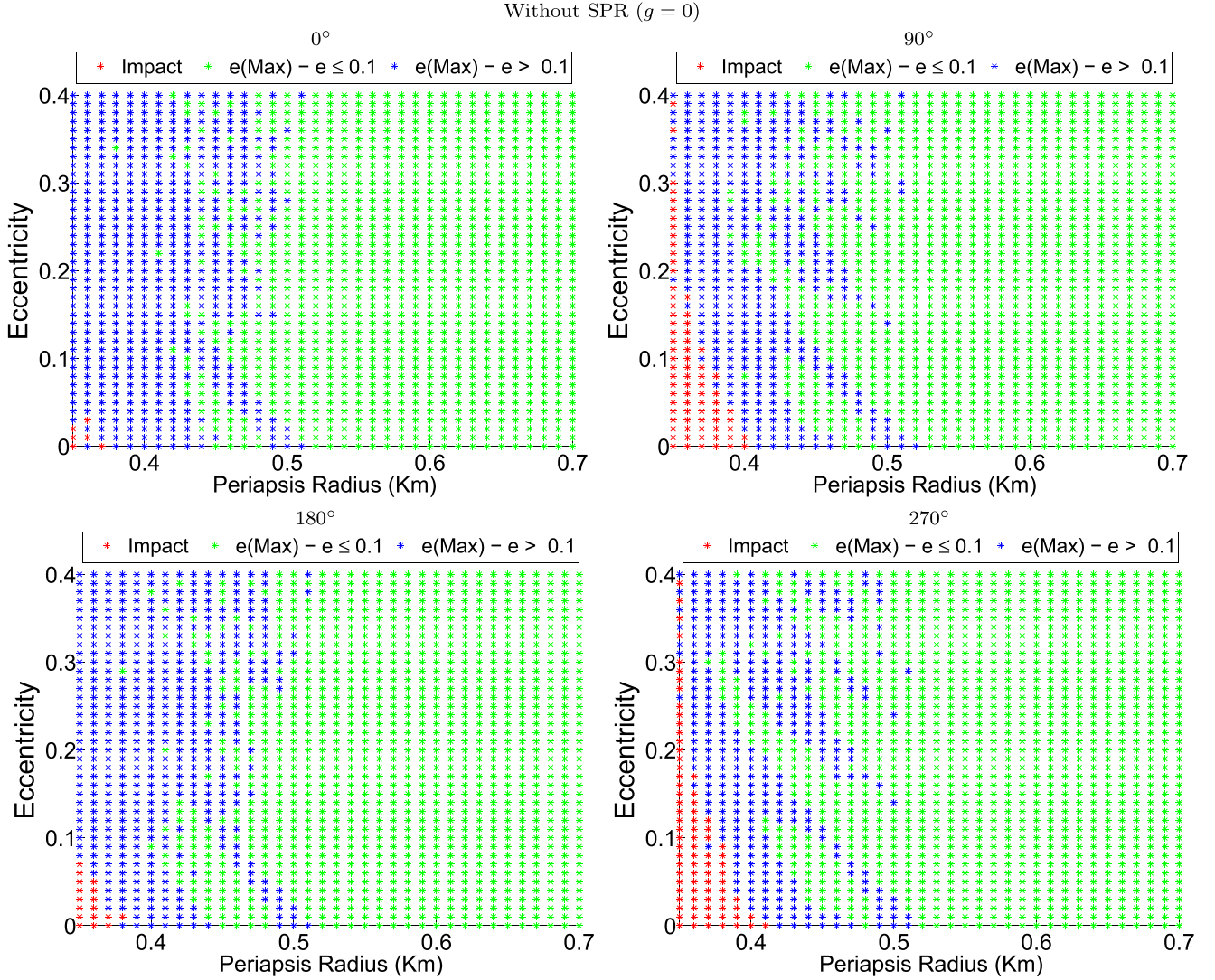


Figure 7. Stability maps of the equatorial orbits relative to (101955) Bennu with initial longitudes $\lambda = 0^\circ, 90^\circ, 180^\circ$ and 270° after 60 d. The initial eccentricity e goes from 0 up to 0.4 at their periapsis radius and is compared with the maximal eccentricity of the orbit. The initial periapsis radii are from 0.35 to 0.7 km. The SRP is not accounted for.

From the results of Fig. 8, two examples of 3D equatorial orbits around (101955) Bennu after 60 d are displayed in Figs 10 and 11. We take these examples to show that the SRP can disturb the orbit, making it precess or regress depending on the initial conditions. The initial eccentricity is 0.1 with initial periapsis radius 0.43 km and $\lambda = 0^\circ$ for the first and $\lambda = 90^\circ$ for the last one. In both cases, we show the effects of the passage of the spacecraft through the projected shadow of the asteroid. The behaviour of the semimajor axis and the eccentricity with respect to time are also shown. In the first case, the shadow prevents the probe from leaving its stable orbit, while in the second case, it increases the time of the orbit and allows the probe to visit regions far away, with passages closer to the body. From Figs 10 and 11, we can conclude that the shadow avoids the SRP to be strong enough to pull the probe towards the asteroid, which also increases the orbital time before the collision.

6 CONCLUSIONS

In this work, we modelled the gravity field of the asteroid (101955) Bennu using the new approach of mascon gravitation, developed

by Chanut et al. (2015a), where the mascon gravity framework (Geissler et al. 1996) was applied using the shaped polyhedral source (Werner 1994). We tested this model analysing the equilibria near (101955) Bennu when the SRP is not accounted for. We found the same results that Wang et al. (2016) have shown within the limits of density and rotation defined by Chesley et al. (2014). In this case, the centre point E8 can become linearly stable by changing the topological structure from cases 5 to 1 (Jiang et al. 2014). However, when we took the two-layered model described as a surface model in Scheeres et al. (2016), we can highlight that the centre point E8, which was linearly stable in the case of the homogeneous mass distribution, returns to be unstable when changing its topological structure from cases 1 to 5. This case already existed when we set the low density and can cause that previously stable trajectory about the centre point becomes unstable. The spacecraft or any particle may not remain in the proximity of the centre point and can briefly collide with the asteroid. This possibility will be accounted for by the *OSIRIS-REx* mission. The space probe also may not find debris near the surface, which would greatly facilitate the approach manoeuvres. Even though not so accurate on the surface

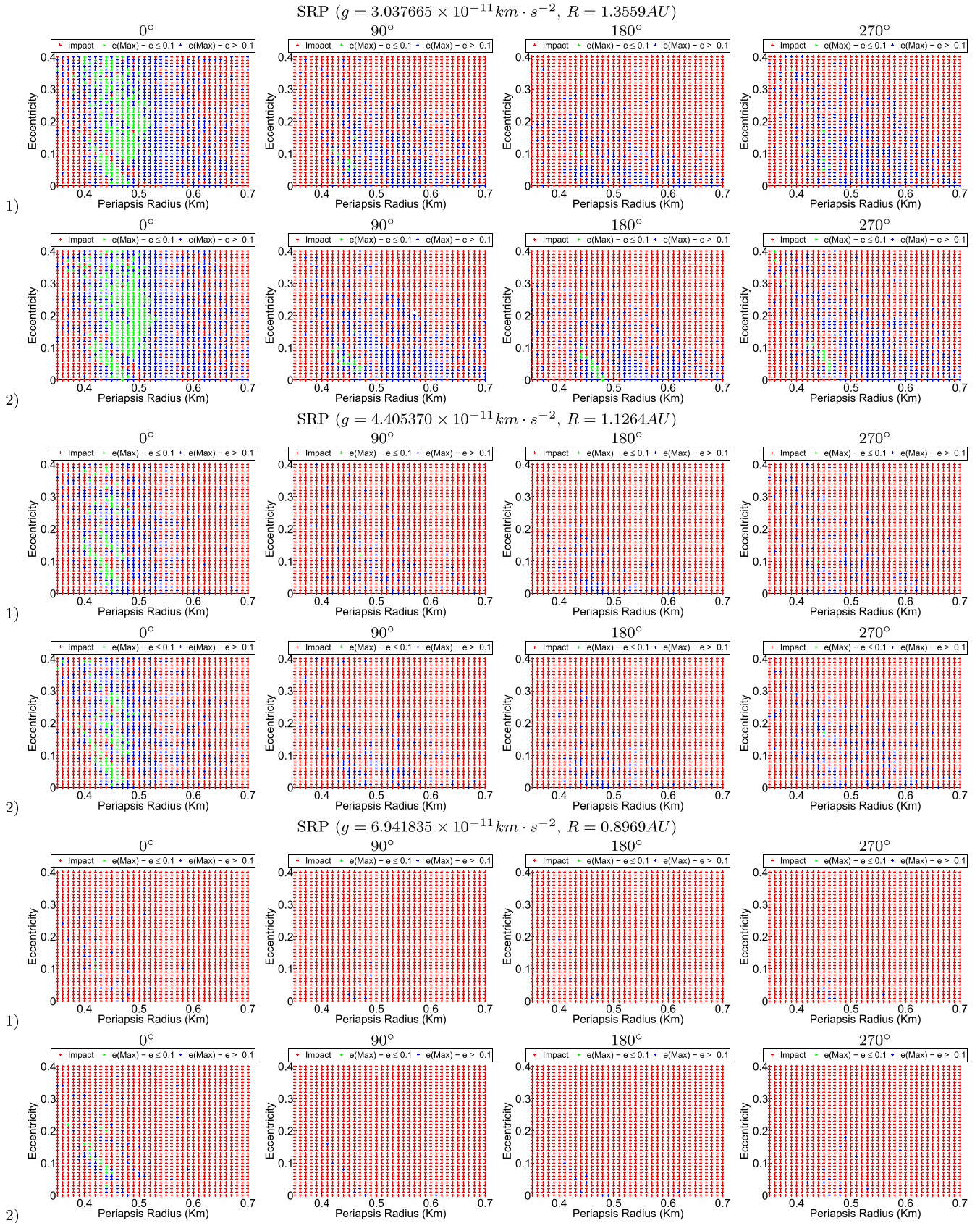


Figure 8. Stability maps of the equatorial orbits relative to (101955) Benu with the same initial conditions of Fig. 7. The SRP is accounted for with the Sun initial longitude $\psi_0 = -180^\circ$. The (101955) Benu distance from the Sun R is noted on the top of the related graphics and the eclipse is not taken into account in (1) and accounted for in (2).

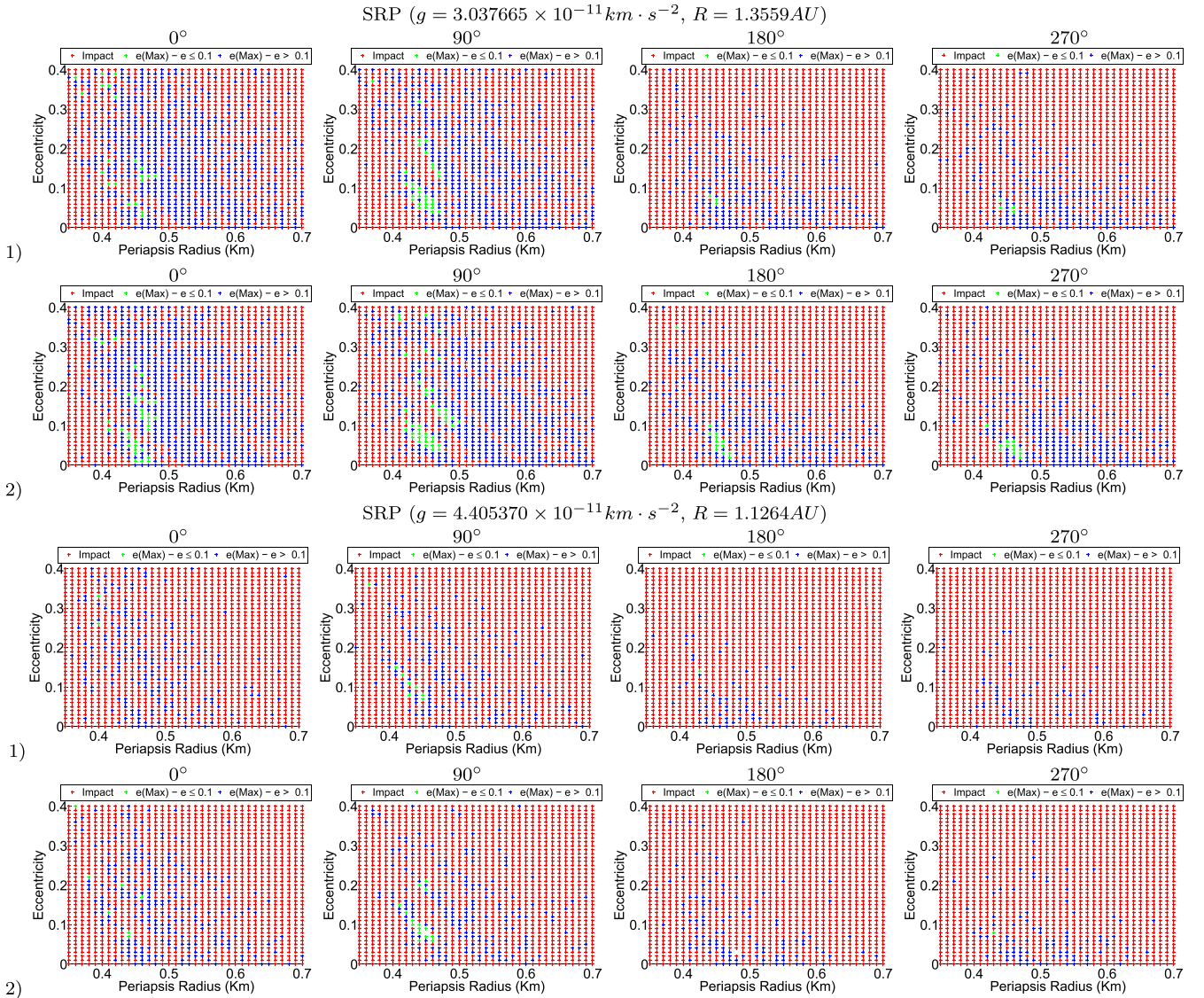


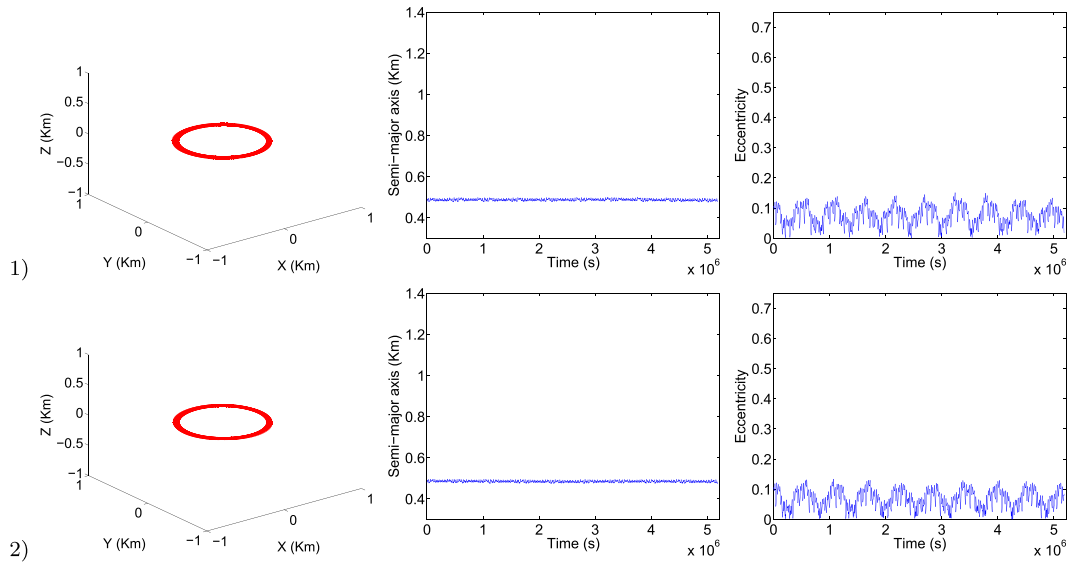
Figure 9. Stability maps of the equatorial orbits relative to (101955) Benu where the SRP is accounted for with the Sun initial longitude $\psi_0 = -135^\circ$. As in Fig. 8, the (101955) Benu’s distance from the Sun R is noted on the top of the related graphics and the eclipse is not taken into account in (1) and accounted for in (2).

when compared to the classical polyhedron method, we found that the model Mascon 10 is suitable regarding the computational effort. We have, for example, a remarkable difference between the method Mascon 4 and Mascon 10 with only an accretion of 10 min in execution time. Moreover, we verified that the Mascon 10 model is adequate when modelling different layers of densities, with respect to the classical polyhedron method that considerably increases the execution time, making it unviable. Unlike the Tsoulis method, the calculations of the mascon model were done only one time for the total potential, independently of each layer density.

We also modelled the SRP with a dynamics around rotating asteroids and shadow effect (Xin et al. 2016). Taking into account the maximum and minimum values of the g parameter of the SRP, we considered the motion of the spacecraft close to the asteroid (101955) Benu when it is at the perihelion distance $D = 0.8969$ au, semimajor axis distance $D = 1.1264$ au and aphelion distance $D = 1.3559$ au from the Sun. So, we did 3D numerical simulations of initially equatorial orbits of the probe *OSIRIS-REx*

near the asteroid with $B = 96 \text{ kg m}^{-2}$ for the spacecraft *OSIRIS-REx* mass–area ratio and a reflectance of 20 per cent. We found that, below 0.34 km, the orbits are unstable and the limit radius for direct, initially equatorial circular orbits that will not impact with (101955) Benu surface is 0.42 km when the SRP is not accounted for. The results for the whole simulations with the Sun initial longitude $\psi_0 = -180^\circ$ and -135° have shown that the SRP greatly increases the instability of the equatorial orbits. Moreover, starting with longitude $\lambda = 0$, the orbits suffer fewer impacts and some (between 0.4 and 0.5 km) remain stable even if we consider the maximum solar radiation. We found the same behaviour at the longitude $\lambda = 90^\circ$ when the Sun initial longitude is $\psi_0 = -90^\circ$. The farther orbits are more unstable due to the fact that SRP may not balance the gravitation force. When we change the initial longitude of the Sun to be $\psi_0 = -135^\circ$, the orbits with initial longitude $\lambda = 90^\circ$ appear to be more stable than those with the Sun at initial longitude $\psi_0 = -180^\circ$. However, the orbits that start at the longitude $\lambda = 0^\circ$ are less stable than in the first case. The asteroid’s shadow

$$\text{SRP } (g = 4.405370 \times 10^{-11} \text{ km} \cdot \text{s}^{-2}, R = 1.1264 \text{ AU})$$



$$\text{SRP } (g = 6.941835 \times 10^{-11} \text{ km} \cdot \text{s}^{-2}, R = 0.8969 \text{ AU})$$

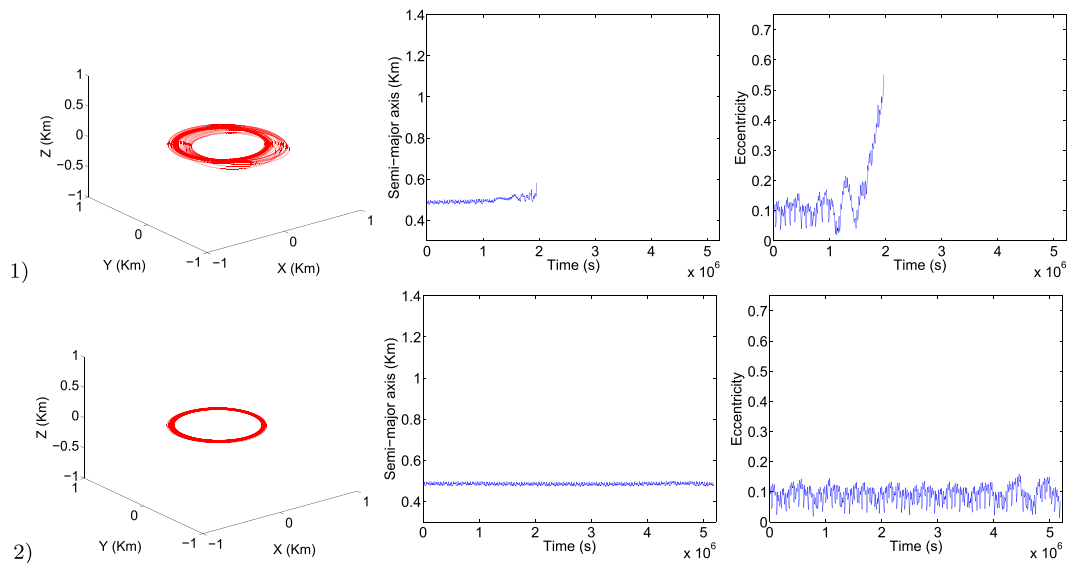


Figure 10. 3D equatorial orbits around (101955) Benu after 60 d. These orbits are launched from the longitude $\lambda = 0^\circ$. The initial eccentricity is 0.1 and its initial periapsis radius is 0.43 km. The SRP is accounted for without the shadow in (1) and with the passage in the shadow in (2). The behaviour of the semimajor axis is represented in the middle column and the eccentricity in the right-hand column.

diminishes the effects of solar radiation in the vicinity of the body. This allows the eccentricity of the equatorial orbits closer to the body to be maintained, with the most pronounced effect when the orbits are started with relatively low initial eccentricity. We can conclude that the *OSIRIS-REx* spacecraft may encounter regions where the SRP counterbalances the gravity force to make its approach manoeuvres. These regions lie in a range between 400 and 500 m from the asteroid, where the manoeuvres must occur preferably in the antisunward direction. It follows, that in this case, the spacecraft is in the shaded region. It is important to also emphasize that the spacecraft may encounter a great instability near (101955) Benu when the asteroid is in the closest position from the Sun. Finally, we found a certain symmetry on the behaviour of the spacecraft around the asteroid (101955) Benu regarding the initial position of

the Sun and it is certainly due to the small ellipticity of the shape, as shown in Fig. 1.

These are preliminary results and the spacecraft can encounter other configurations since we do not take into account the retrograde equatorial orbits. Although more stable nearby the body when the solar radiation is accounted for, some tests have shown that nearly circular orbits can only serve as transition orbits to the polar orbits when asteroid (101955) Benu will be in its aphelion position around the Sun. In its approach to the Sun, the eccentricity of these orbits should be increased. Furthermore, we do not also investigate polar orbits in this study, but the shape of (101955) Benu and the zero-velocity curves may suggest that polar orbits are more unstable nearby the body. These orbits should be investigated in a future research.

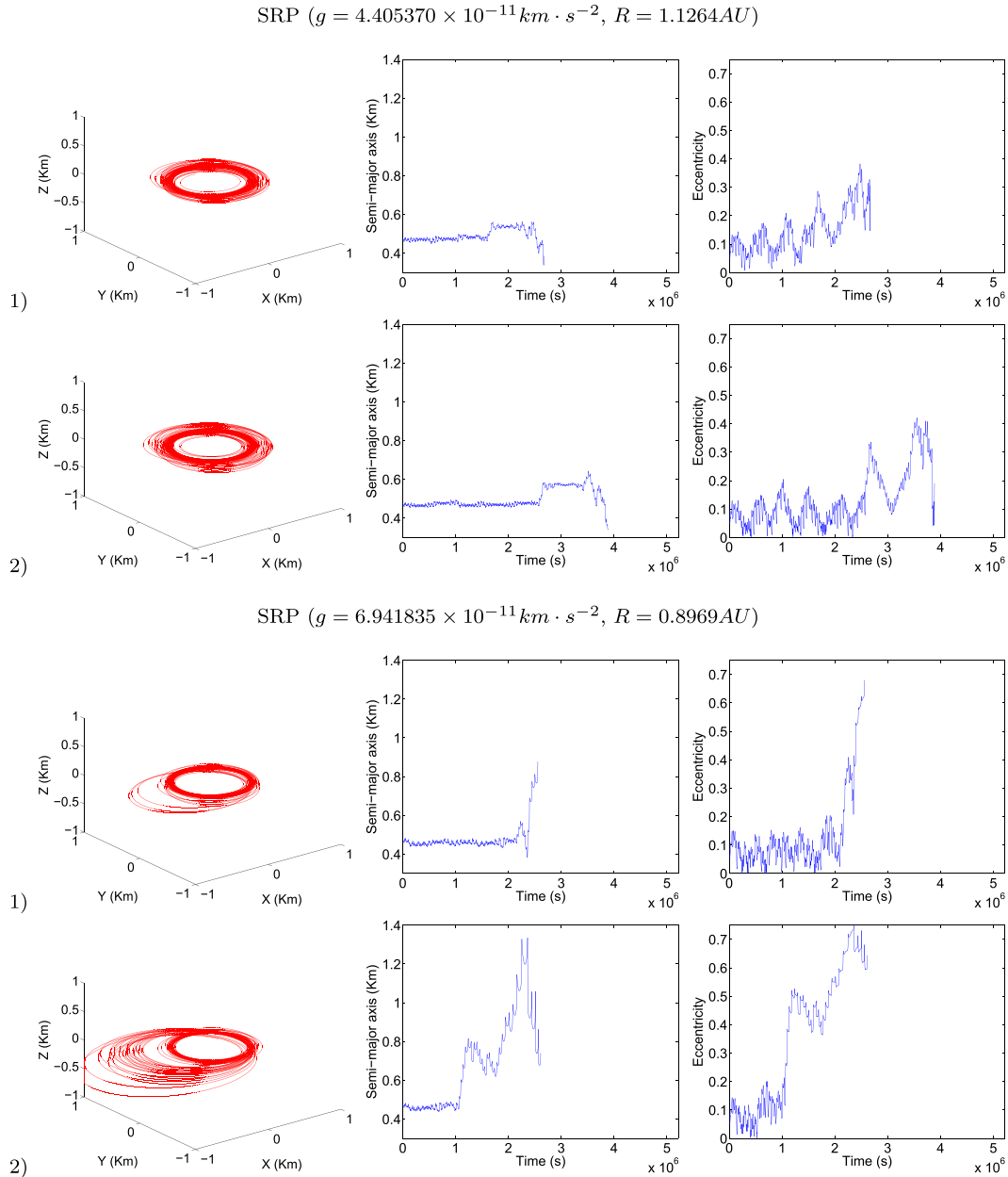


Figure 11. 3D equatorial orbits around (101955) Benu after 60 d. These orbits are launched from the longitude $\lambda = 90^\circ$. The initial eccentricity is 0.1 and its initial periapsis radius is 0.43 km. The SRP is accounted for and shown like in Fig. 10.

ACKNOWLEDGEMENTS

The authors are very grateful to the reviewer of this article for the helpful comments and suggestions that led to the improve of the quality of this work.

The authors wish to thank the São Paulo State Science Foundation (FAPESP, grants 13/15357-1 and 14/06762-2) and CNPq (grants 150360/2015-0 and 312313/2014-4) for their generous support of this work.

REFERENCES

- Aljbae S., Chanut T. G. G., Carruba V., Prado A. F. B. A., Amarante A., 2017, MNRAS, 464, 3552
- Broschart S. B., Lantoine G., Grebow D. J., 2014, Celest. Mech. Dyn. Astron. 120, 195
- Chanut T. G. G., Winter O. C., Tshuchida M., 2014, MNRAS, 438, 2672
- Chanut T. G. G., Aljbae S., Carruba V., 2015a, MNRAS, 450, 3742
- Chanut T. G. G., Winter O. C., Amarante A., Araújo N. C. S., 2015b, MNRAS, 452, 1316
- Chesley S. R. et al., 2014, Icarus 235, 5
- Dobrovolskis A. R., 1996, Icarus, 124, 698
- Geissler P., Petit J.-M., Durda D. D., Greenberg R., Bottke W., Nolan M., Moore J., 1996, Icarus, 120, 140
- Hu W., Scheeres D. J., 2004, Planet. Space Sci., 52, 685
- Hussmann H., Oberst J., Wickhusen K., Shi X., Damme F., Lüdicke F., Lupovka V., Bauer S., 2012, Planet. Space Sci., 70, 102
- Jiang Y., Baoyin H., Li J., Li H., 2014, Astrophys. Space Sci., 349, 83
- Kaula W. M., 1966, Theory of Satellite Geodesy. Blaisdell Publishing Company, Waltham, MA
- Lantoine G., Broschart S. B., Grebow D. J., 2013, AAS/AIAA Astrodynamics Specialist Conf., Hilton Head, SC, 13, 815

Lauretta D. S. et al., 2015, *Meteorit. Planet. Sci.*, 50, 834
 Mirtich B., 1996, *J. Graph. Tools*, 1, 2
 Nolan M. C. et al., 2013, *Icarus*, 226, 629
 Scheeres D. J., 1994, *Icarus* 110, 225
 Scheeres D. J., 2001, *AAS/AIAA Spaceflight Mechanics Meeting*, Santa Barbara, CA, 01-138
 Scheeres D. J., Marzari F., 2002, *J. Astronaut. Sci.*, 50, 35
 Scheeres D. J., Williams B. G., Miller J. K., 2000, *J. Guid. Control Dyn.*, 23, 466
 Scheeres D. J., Miller J. K., Yeomans D. K., 2003, *Interplanet. Netw. Prog. Rep.*, 42(152), 1
 Scheeres D. J. et al., 2006, *AIAA/AAS Astrodynamics Specialist Conf.*, and Exhibit, Keystone, CO, 21
 Scheeres D. J. et al., 2016, *Icarus*, 276, 116

Szebehely V., 1967, *Theory of Orbits: The Restricted Problem of Three Bodies*. Academic Press, New York
 Tsoulis D., 2012, *Geophysics*, 77, F1
 Venditti F., 2013, PhD thesis, INPE, São José dos campos, Brazil
 Wang X., Jiang Y., Gong S., 2014, *Astrophys. Space Sci.*, 353, 105
 Wang X., Jiang Y., Gong S., 2016, *MNRAS*, 455, 3724
 Werner R. A., 1994, *Celest. Mech. Dyn. Astron.*, 59, 253
 Werner R. A., 1997, *Comput. Geosci.*, 23, 1071
 Werner R. A., Scheeres D. J., 1997, *Celest. Mech.*, 65, 313
 Williams G. V., 2015, *MPE Circ.*, MPEC 1999-R44
 Xin X., Scheeres D. J., Hou X., 2016, *Celest. Mech. Dyn. Astron.*, 126, 405

APPENDIX A: STABILITY MAPS

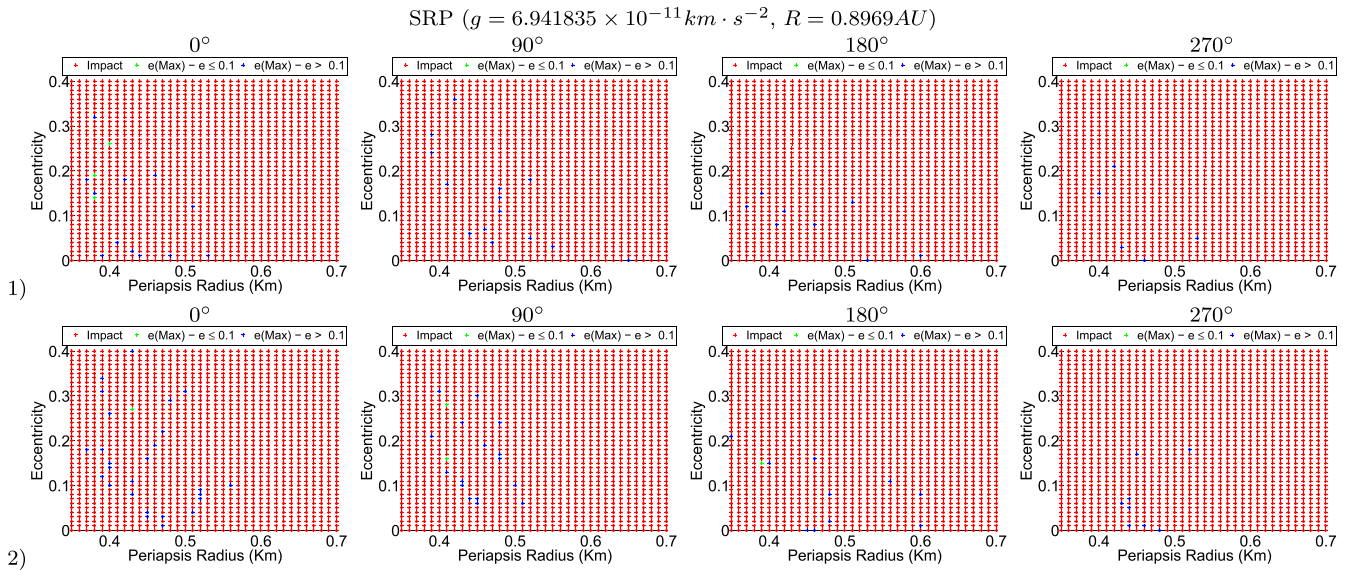


Figure A1. Stability maps of the equatorial orbits relative to (101955) Benu, where the SRP is accounted for with the Sun initial longitude $\psi_0 = -135^\circ$. The (101955) Benu’s distance from the Sun R is noted on the top of the related graphics, and the eclipse is not taken into account in (1) and accounted for in (2).

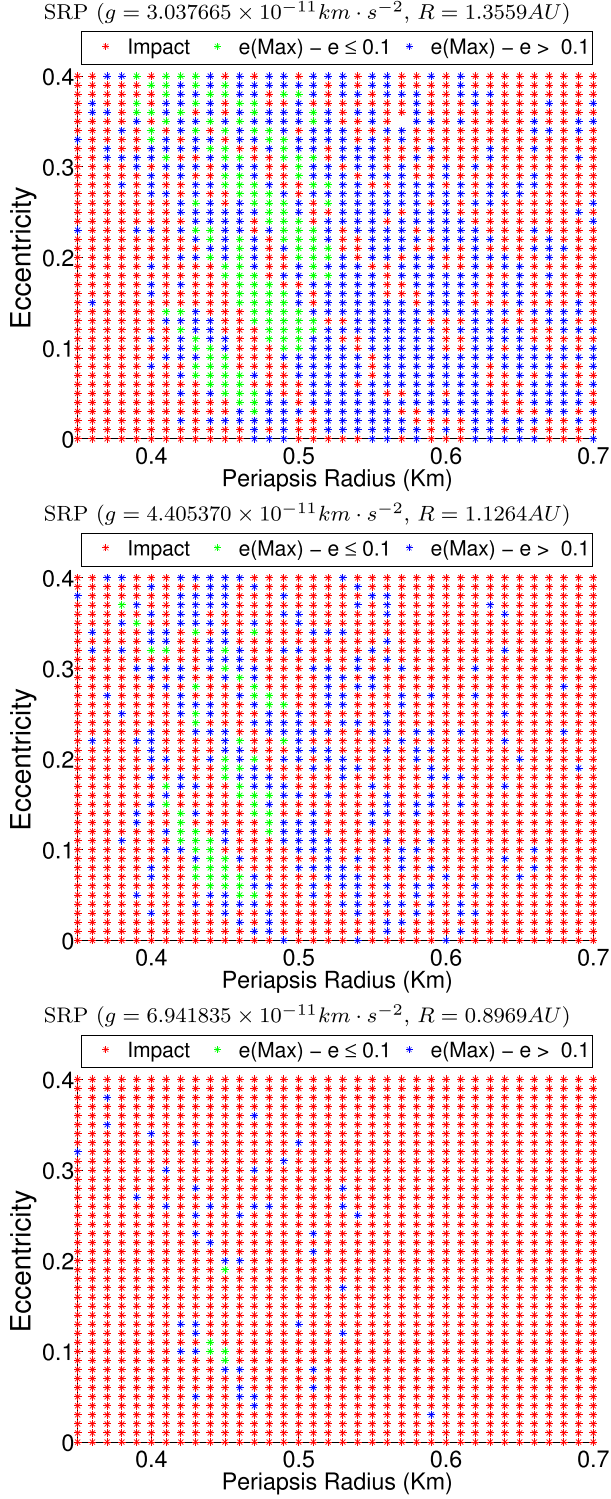


Figure A2. Stability maps of the equatorial orbits relative to (101955) Benu with initial longitude $\lambda = 90^\circ$. The SRP with the Sun initial longitude $\psi_0 = -90^\circ$ and the eclipse are accounted for. The (101955) Benu's distance from the Sun R is noted on the top of the related graphic.

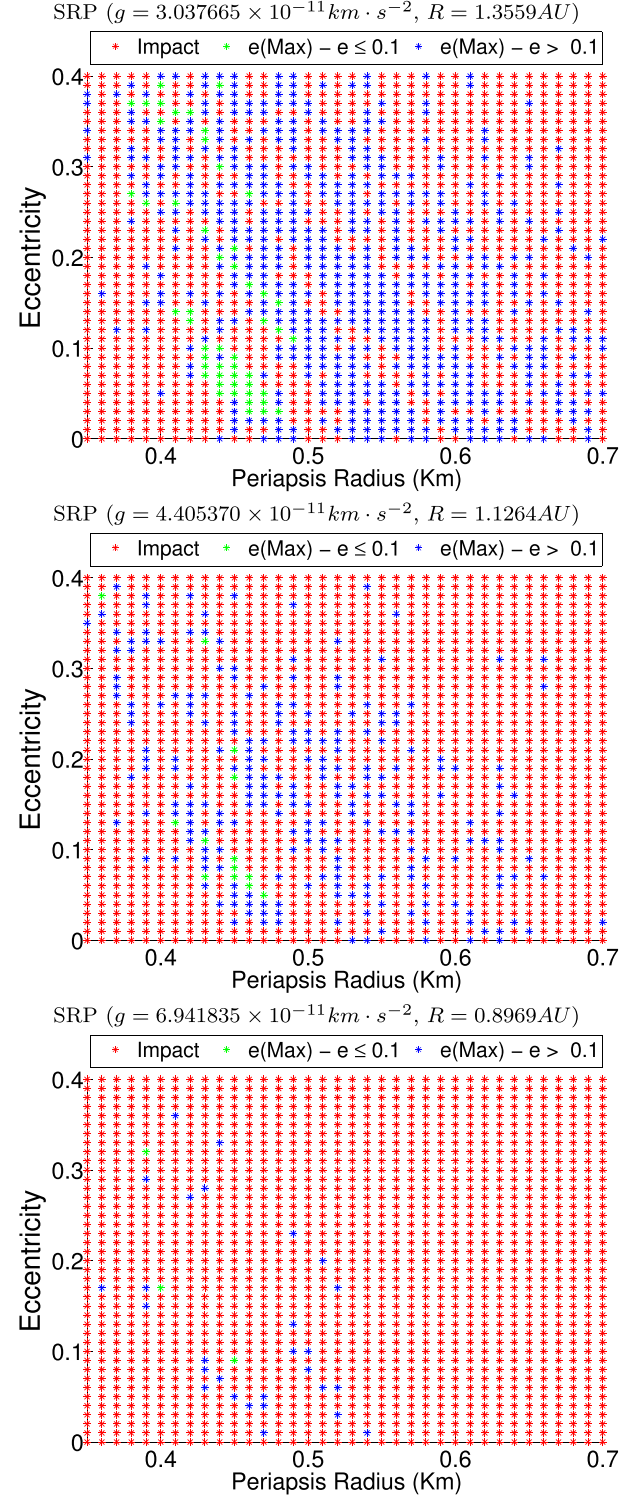


Figure A3. Stability maps of the equatorial orbits relative to (101955) Benu with initial longitude $\lambda = 90^\circ$. The SRP with the Sun initial longitude $\psi_0 = -45^\circ$ and the eclipse are accounted for. As Fig. A2, the (101955) Benu's distance from the Sun R is noted on the top of the related graphic.

This paper has been typeset from a \LaTeX file prepared by the author.