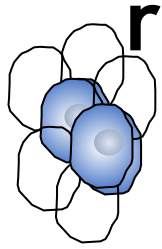


# CD55LoTumo

Tumor cell  
apoptosis

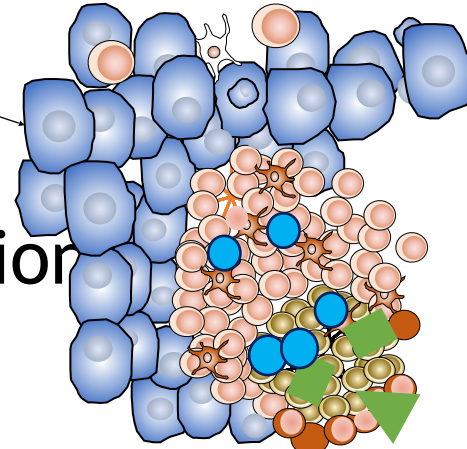


Inflammation



Apoptotic  
bodies

TLS  
Formation




CD8+ cyt/CD4+Treg ↗

CD4+Th1 interferon ↗

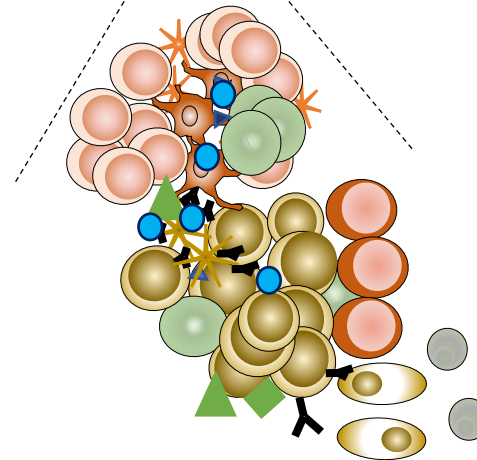
Complement  
activation



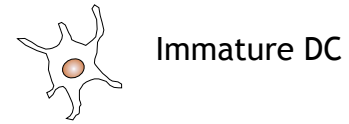
C3 cleavage  
products



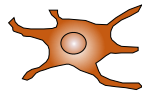
# CD55Hi Tumor



# Chemotherapy



Immature DC



Mature DC



Fibroblastic reticular cell



Follicular dendritic cell



Anti-tumor antibodies



C3 cleavage products



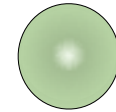
Apoptotic body



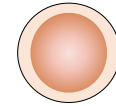
Tumor Antigen




Tumor cell




CD8+T



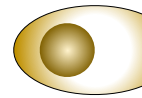
CD4+Th




CD4+Tfh  
PD-1<sup>Hi</sup>



CD20+B



Plasma  
cell



Central  
memory  
cells