



HAL
open science

The quality of reporting general safety parameters and immune-related adverse events in clinical trials of FDA-approved immune checkpoint inhibitors

Zahra Karimian, Sandra Mavoungou, Joe-Elie Salem, Florence Tubach, Agnès Dechartres

► To cite this version:

Zahra Karimian, Sandra Mavoungou, Joe-Elie Salem, Florence Tubach, Agnès Dechartres. The quality of reporting general safety parameters and immune-related adverse events in clinical trials of FDA-approved immune checkpoint inhibitors. *BMC Cancer*, 2020, 20 (1), pp.1128. 10.1186/s12885-020-07518-5. hal-03094504

HAL Id: hal-03094504

<https://hal.sorbonne-universite.fr/hal-03094504>

Submitted on 4 Jan 2021

HAL is a multi-disciplinary open access archive for the deposit and dissemination of scientific research documents, whether they are published or not. The documents may come from teaching and research institutions in France or abroad, or from public or private research centers.

L'archive ouverte pluridisciplinaire **HAL**, est destinée au dépôt et à la diffusion de documents scientifiques de niveau recherche, publiés ou non, émanant des établissements d'enseignement et de recherche français ou étrangers, des laboratoires publics ou privés.

RESEARCH ARTICLE

Open Access



The quality of reporting general safety parameters and immune-related adverse events in clinical trials of FDA-approved immune checkpoint inhibitors

Zahra Karimian¹, Sandra Mavoungou¹, Joe-Elie Salem², Florence Tubach¹ and Agnès Dechartres^{1*} 

Abstract

Background: While immune-checkpoint inhibitors (ICIs) have transformed the field of oncology for advanced-stage cancers, they can lead to serious immune toxicities. Several systematic reviews have evaluated the risk of immune-related adverse events (irAEs); however, most have focused on published articles without evaluating trial registries. The objective of this methodological review was to compare the quality of reporting of safety information and in particular, serious irAEs (irSAEs), in both publications and [ClinicalTrials.gov](https://clinicaltrials.gov) for all current FDA-approved ICIs.

Methods: PubMed was searched to retrieve all published phase III randomized controlled trials (RCTs) evaluating ICIs. For each eligible trial, we searched for corresponding registration on [ClinicalTrials.gov](https://clinicaltrials.gov) and extracted relevant safety data from both the publication and results posted on registry. We then compared the quality of reporting and the value of safety data between both sources.

Results: Of 42 eligible published trials, 34 had results posted on [ClinicalTrials.gov](https://clinicaltrials.gov). Considerable variability was noted in the reporting of safety in both sources. SAEs were reported for all trial results in [ClinicalTrials.gov](https://clinicaltrials.gov) compared to 23.5% of publications. An overall incidence for irAEs and irSAEs was reported in 58.8 and 8.8% of publications respectively, compared to 11.8 and 5.9% in registry results. Comparing the value of specific irSAEs was not possible between the two sources in 32/34 trials either due to different reporting formats (61.8%) or data not being reported in one or both sources (32.4%). From the 2 studies with compatible irSAE format, only 1 had matching data in both sources.

Conclusions: The reporting of irAEs / irSAEs varies considerably in publications and registries, which outlines the importance of standardizing the terminologies and methodologies for reporting safety information relevant to ICIs.

Keywords: Randomized controlled trials, Immune checkpoint inhibitors, Reporting, Safety, Immune-related adverse events, Serious adverse events

* Correspondence: agnes.dechartres@aphp.fr

¹Sorbonne Université, Institut National de la Santé et de la Recherche Médicale (INSERM), Institut Pierre Louis d'Epidémiologie et de Santé Publique, AP-HP, Sorbonne Université, Hôpital Pitié Salpêtrière, Département de Santé Publique, Centre de Pharmacopidémiologie de l'AP-HP (Cephepi), CIC-1422, F75013 Paris, France

Full list of author information is available at the end of the article



© The Author(s). 2020 **Open Access** This article is licensed under a Creative Commons Attribution 4.0 International License, which permits use, sharing, adaptation, distribution and reproduction in any medium or format, as long as you give appropriate credit to the original author(s) and the source, provide a link to the Creative Commons licence, and indicate if changes were made. The images or other third party material in this article are included in the article's Creative Commons licence, unless indicated otherwise in a credit line to the material. If material is not included in the article's Creative Commons licence and your intended use is not permitted by statutory regulation or exceeds the permitted use, you will need to obtain permission directly from the copyright holder. To view a copy of this licence, visit <http://creativecommons.org/licenses/by/4.0/>. The Creative Commons Public Domain Dedication waiver (<http://creativecommons.org/publicdomain/zero/1.0/>) applies to the data made available in this article, unless otherwise stated in a credit line to the data.

Background

Immunotherapies have transformed the field of cancer therapy by improving the overall prognosis of patients, especially for recurrent and metastatic cancers [1–3]. Immune checkpoint inhibitors (ICIs) are a type of immunotherapy which result in increased activation of the immune system, allowing it to recognize and destroy tumor cells [4, 5]. However, ICI may also lead to potentially serious drug-induced immune toxicities collectively known as immune-related adverse events (irAEs), which, depending on their severity, may result in substantial declines in organ function and fatal outcomes [6, 7]. The rapid increase in the number of medication alerts regarding irAEs received by regulatory authorities suggests that immune toxicities may constitute a competing event with cancer evolution, making the assessment of irAE and serious irAEs (irSAE) a major concern. Despite efforts to develop standardized definitions and guidelines for their recognition and management [8], the reported incidence of irAEs varies greatly between studies ranging from 15 to 90% [9, 10], which may be partly due to inconsistent and incomplete reporting or characterization of AEs within clinical trials [11].

While previous systematic reviews have evaluated the quality of irAE reporting in publications of ICI clinical trials [12] or assessed their incidence [11], most have not considered information from clinical trial registries which include key information from the trial protocol (registered prior to patient recruitment), as well as results posted following trial completion (i.e., participant flow, primary and secondary endpoints and all serious and non-serious AEs). Registries are recognized as an important source of information when conducting systematic reviews, not only to identify unpublished trials and evaluate the risk of selective outcome reporting, but also to extract results, and in particular safety results [13, 14]. This is while previous studies have showed that certain safety information such as serious adverse events (SAEs) were more completely reported at [ClinicalTrials.gov](https://www.clinicaltrials.gov) than in corresponding publications [15, 16].

Therefore, the primary objective of this study was to compare the quality of reporting of safety and irSAEs in particular between clinical trial publications and corresponding results posted on [ClinicalTrials.gov](https://www.clinicaltrials.gov) for current FDA-approved immune checkpoint inhibitors (ICIs) in oncology.

Methods

We performed a methodological review of the reporting of safety results and immune-related serious adverse events (irSAEs) in particular in publications and registries for all current FDA-approved ICIs (Additional file 1): CTLA-4 (ipilimumab), PD-1 (nivolumab, pembrolizumab) and PD-L1 (atezolizumab, avelumab, durvalumab and cemiplimab).

Terminology and definitions

A complete and detailed list of the following terms and definitions which have been used in this study are provided in Additional file 2: Structural hierarchy of adverse events, severity of adverse events, seriousness of adverse events, immune-related adverse event (irAE), and immune-related serious adverse events (irSAE).

Search for publications

A search in MEDLINE via PubMed was conducted to identify all randomized controlled trials (RCTs) assessing currently FDA-approved ICIs (Additional file 1). The search algorithm included key-words and free-text words for immune checkpoint inhibitor or blocker (anti-CTLA-4, anti-PD-1, anti-PD-L1) and drug names for currently FDA-approved ICIs and applied the Cochrane's filter (sensitivity- and specificity-maximizing version) to identify RCTs (Additional file 3).

Eligibility criteria

Phase III RCTs for all FDA-approved ICIs used in cancer treatment which were published in English prior to March 2019 were included in this study. Phase I, II or IV trials, duplicates, abstracts of conference proceedings, case reports / series, editorials, commentaries, expert opinions, letters, narrative reviews, secondary reports, retrospective analyses, systematic reviews and meta-analyses or non-English publications were excluded.

Selection process

All references were evaluated for eligibility by one of the authors (ZK) with any doubtful publications considered upon evaluation and approval by a second author (AD). The screening procedure was conducted based on a two-step process: (1) title/abstract screening using Rayyan [17] and (2) full-text screening.

Search for corresponding registration on [ClinicalTrials.gov](https://www.clinicaltrials.gov)

For each selected published trial, [ClinicalTrials.gov](https://www.clinicaltrials.gov) was searched for the corresponding RCT using the NCT number when provided in the publication. When the registration number was not reported (which was not the case for any of the eligible trials), we planned to search the trial acronym or key elements of the trial to identify the registration. According to the Food and Drug Administration Amendment Act of 2007 (FDAAA 801), applicable clinical trials (trials with at least one site in the US) must submit trial results within 12 months after the primary completion date. We therefore evaluated whether results were posted within 1 year for those concerned by the law.

Data extraction

A structured data extraction form in Excel was used to collect the following information from publication and [ClinicalTrials.gov](https://clinicaltrials.gov) for each trial, which was carried out in duplicate (ZK and SM) with any disagreements resolved through discussion and consensus:

From the published report

- Publication characteristics: title, first author, date of online publication, journal name, type of journal (specialty or general medical), funding source and whether the [ClinicalTrials.gov](https://clinicaltrials.gov) NCT number was reported.
- Medical indications and interventions: type of cancer, stage, ICI medication administered, whether ICI was given as monotherapy or combination therapy and the treatment duration.
- Trial characteristics: study design, blinding (open label, single or double blind), countries where the trial was conducted, primary outcome (overall survival, progression-free survival, or other outcome), start and end dates of recruitment, sample size and planned follow-up duration.

From the registry results

- Registration information, trial start and primary completion dates, primary sponsor (pharmaceutical company, academic institution or other).

From both sources

- Evaluation of the reporting of safety: We evaluated the reporting of overall safety, and of irAEs and irSAEs from the text, tables and figures, as well as supplementary information (if any) using the following items based on the CONSORT Extension for Reporting Harms and safety guidelines / recommendations for reporting AEs in Oncology [18–20]:

Evaluation of general safety information

- Population of analysis: we evaluated whether safety was analyzed in all randomly assigned participants (intention-to-treat) or in a defined safety population (e.g., as-treated population) and we collected the number of participants analyzed in each treatment arm
- Use of a validated instrument for coding and grading AEs (MedDRA [21], CTCAE, etc.)
- Reporting of

- a frequency threshold for AEs and SAEs (reporting of all AEs or only those occurring with a sufficient frequency)
- the overall rate of AEs
- the overall rate of SAEs
- treatment-related adverse events (trAEs)
- serious treatment-related adverse events (trSAEs)
- withdrawals from treatment due to AEs and trAEs
- death due to AE and trAEs

Evaluation of specific safety information associated with ICIs (irAEs and irSAEs)

- Terminology used: how irAEs were referred to (“select trAEs”, “AEs of interest”, “immune AEs”, “immune-related AEs” or “immune-mediated AEs”).
- Reporting of:
 - a definition for irAE and irSAEs
 - whether and how the investigators distinguished irAEs from other trAEs
 - an overall rate for irAEs and irSAEs
 - a frequency threshold for irAE and irSAEs (reporting of all AEs or only those occurring with a sufficient frequency)
 - structural hierarchy for description of irAE (MedRA System Organ Class (SOC) which is more general (e.g. skin, gastrointestinal) or Preferred Terms (PTs) which are more specific (e.g., rash, colitis), or any other level used for reporting irAEs)
 - the severity of irAE according to the NCI-CTCAE Grading Classification

Of note, AEs were considered as immune-related only when clearly indicated as such by the authors. In other words, similar trAEs as irAEs (e.g., pneumonitis or colitis) which did not have an underlying immune etiology were not considered in the assessment. Definitions for key terms are reported in Additional file 2.

Comparison of key safety data between publications and registry results

For each trial, general safety parameters (listed above), as well as specific safety events associated with ICIs (irAEs and irSAEs), were compared between the publication and results posted on [ClinicalTrials.gov](https://clinicaltrials.gov). When this was not possible, the reason (unreported value, inconsistent reporting format, etc.) was noted.

We first extracted the incidence for each safety parameter from published trials and [ClinicalTrials.gov](https://clinicaltrials.gov) for all trial arms and then compared the values by using the approach graphically illustrated in Additional file 4.

- (1) *Complete match*: when the reported values matched between the two sources for all treatment arms
- (2) *Partial match*: when the value matched for one / some arm(s), but not all arms of the trial
- (3) *Not a match*: if none of the reported values in the treatment arms matched between the two sources
- (4) *Not assessable or comparable*: if the value was not reported in one or both sources or if they were not presented using the same format

The reported frequencies from the two sources were marked as a *match*, if the rounded percentages were within $\pm 1\%$ of one another.

After comparing general safety information, we compared the overall incidence of irAEs and irSAEs, as well as the rates of specific types of irSAEs (e.g., pneumonitis, colitis, hepatitis, rash, etc.) between the two sources, for each trial arm. The same approach was used to compare the two sources (Additional file 4).

When there were several publications for a given trial, the article with a publication date *closer* to when the trial results were posted on [ClinicalTrials.gov](https://clinicaltrials.gov) was considered for comparison. This was to ensure that any differences or discrepancies noted in the reported frequencies of key safety parameter between the two sources would not be attributable to updates in posting new trial results in the registry (basically, we wanted to make sure that detected differences were not a result of comparing newer trial results posted in [ClinicalTrials.gov](https://clinicaltrials.gov) to old published information). Also, if the investigators of a trial had published efficacy and safety outcomes in separate articles, the publication reporting safety results was selected for the purposes of our study.

Statistical analysis

Data analysis was descriptive. Frequencies and proportions are reported for categorical data, while median and interquartile ranges are presented for continuous data. Statistical analysis was performed using R software (v3.3.1).

Results

Selection process of published trials and general characteristics

From the 790 references retrieved by the search, we identified 51 primary publications of phase III trials. An additional 9 references were excluded since some trials had multiple publications (Fig. 1). Of the 42 included trials published between August 2010 and February 2019 (Additional file 5), the most common indication was metastatic non-small cell lung cancer ($n = 16$, 38.1%). The median sample size was 695 (IQR 497–925). All trials had a parallel design, 36 (85.7%) had 2 study arms and 23 (54.8%) were conducted as open-label studies.

The most common primary outcome was overall survival ($n = 20$, 47.6%) (Table 1).

Identification of corresponding trials in [ClinicalTrials.gov](https://clinicaltrials.gov) and registration status

Of the 42 published RCTs, all were registered and the NCT number was systematically reported in the article, however, only 34 (81.0%) had results posted in the registry when we conducted our search on [ClinicalTrials.gov](https://clinicaltrials.gov) (May 7, 2019). Of the 42 trials, 37 (88.1%) had at least one US site. Of these 37 trials, 18 (48.6%) had posted results within 1 year, 13 (35.1%) posted results after the deadline of 1 year and 6 (16.2%) currently do not have registry results posted (have not reached the deadline at this time).

Evaluation of safety information

Overall or general safety information

a) *Safety population*:

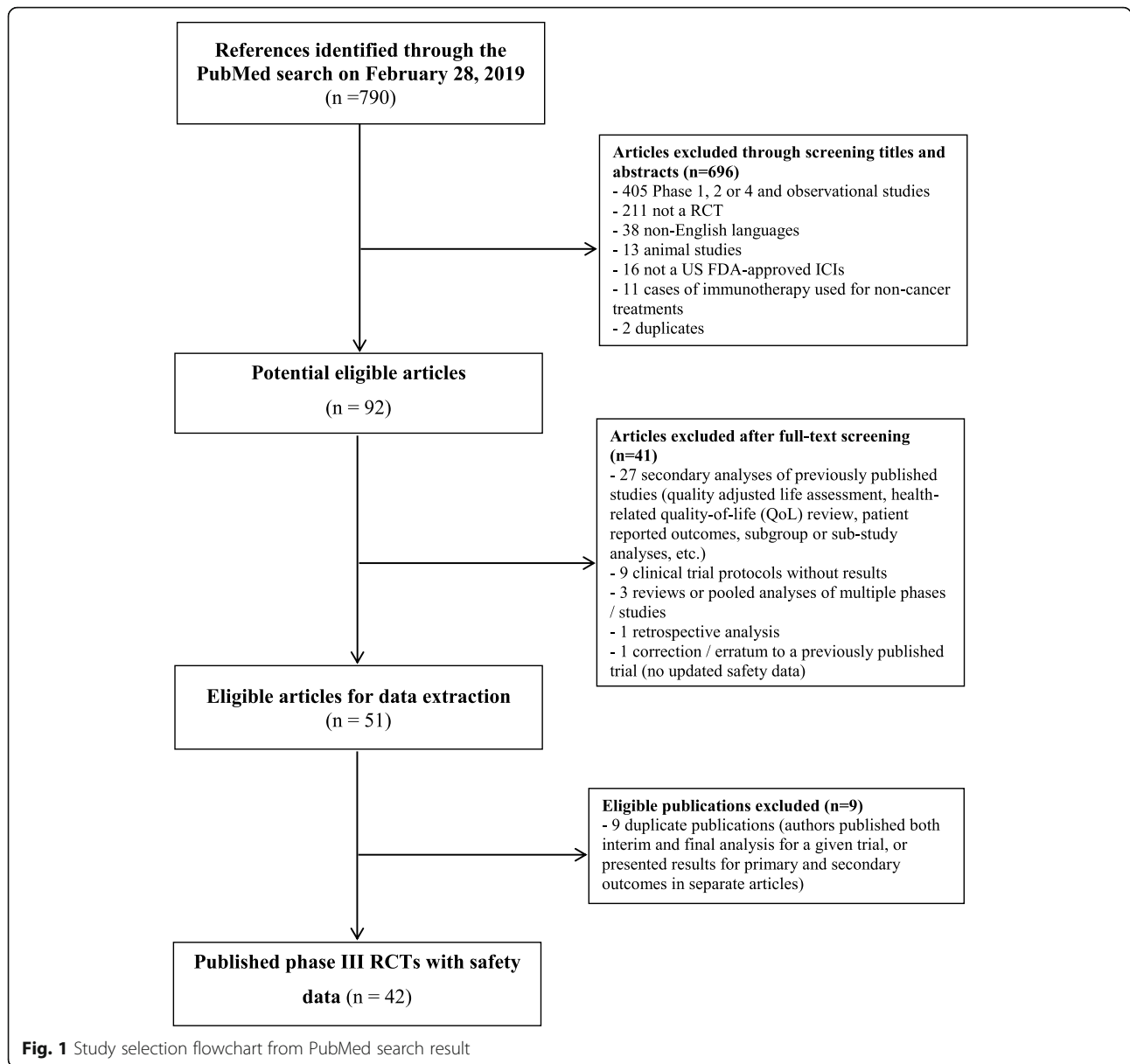
The population analyzed was indicated in all publications but was not clearly reported in 12 (35.2%) posts at [ClinicalTrials.gov](https://clinicaltrials.gov). All trials evaluated safety in patients who had taken at least one dose of the medication (as-treated population). The number of participants analyzed in each arm was reported in both sources and matched between the two sources in 32 (94.1%) trials.

b) *Use of standardized instruments for coding and grading AEs*:

All trials explicitly stated the use of MedDRA for coding AEs in their registry results compared to only 10 (29.4%) published trials. On the contrary, all publications noted using the NCI-CTCAE grading scale to report the severity of AEs, while only 4 (11.8%) trials reported similar grading of AEs in [ClinicalTrials.gov](https://clinicaltrials.gov).

c) *Reporting of safety parameters*:

In 36 (85.7%) publications, the authors did not report all AEs but only those reaching a threshold which varied across studies, ranging from events experienced by 2–3 patients to those encountered in at least 15% of participants. In [ClinicalTrials.gov](https://clinicaltrials.gov), a frequency threshold of 5% was used for reporting AEs in all trials while no threshold was used for reporting SAEs. The overall incidence of SAEs was reported in all 34 registry results whereas this information was reported in only 8 (23.5%) publications. More publications reported the overall incidence of AEs and trAEs ($n = 17$, 50.0% and $n = 29$, 85.3% respectively) compared to registry results ($n = 3$, 8.8% and $n = 7$, 20.6%). The number of deaths due to AEs was



reported in 32 (94.1%) registry results compared to only 9 (26.5%) published trials. Of the 9 trials which had reported the number of deaths due to AEs in both the publication and [ClinicalTrials.gov](https://www.clinicaltrials.gov), the reported value did not match between the two sources in 7 (20.6%) out of the 9 trials (Fig. 2).

Immune-related adverse events (irAE)

a) *Terminology and definitions:*

There was considerable variability in the terminology used for referring to irAE. Publications predominantly list them under immune-related AEs ($n = 16$, 38.11%), whereas most registry results refer to them as immune

toxicities ($n = 24$, 70.6%). A clear definition for irAEs was provided in 35 (83.3%) of the 42 published trials compared to 4 (11.8%) trial results from the 34 RCTs with results posted on [ClinicalTrials.gov](https://www.clinicaltrials.gov), with even fewer trials defining irSAEs in publications ($n = 19$, 45.2%) and registry results ($n = 1$, 2.9%) respectively.

b) *Establishing drug causality for irAEs:*

All published trials which reported irAEs noted that drug-causality was adjudicated by the investigators and that they were labeled as immune-related regardless of whether the investigators attributed them to the treatment or not. Only 1 (2.9%) trial provided a distinction between immune-mediated AEs (imAEs) – AEs with an

Table 1 Characteristics of published phase III RCTs for current US FDA-approved Immune-Checkpoint Inhibitors (ICIs)

Published trials	N = 42 ¹
Type of journal	
Oncology	14 (33.3%)
General medicine	28 (66.7%)
NCT number reported	
	42 (100%)
Immune-Checkpoint Inhibitors²	
Atezolizumab (Tecentriq®)	5 (11.9%)
Avelumab (Bavencio®)	3 (7.1%)
Cemiplimab (Libtayo®)	0 (0%)
Durvalumab (Imfinzi®)	2 (4.8%)
Ipilimumab (Yervoy®)	13 (31.0%)
Nivolumab (Opdivo®)	22 (33.3%)
Pembrolizumab (Keytruda®)	10 (23.8%)
ICI regimen	
Monotherapy with ICI	26 (61.9%)
Combination regimen of ICI with chemotherapy, radiotherapy, etc.	16 (38.1%)
Medical indication	
Metastatic non-small cell lung cancer (NSCLC)	16 (38.1%)
Unresectable or metastatic melanoma	11 (26.2%)
Renal cell carcinoma (RC)	4 (9.5%)
Gastroesophageal / gastric cancer (GEC/GC)	3 (7.1%)
Head and neck squamous cell carcinoma (HNSCC)	2 (4.8%)
Urothelial carcinoma (UC)	2 (4.8%)
Prostate cancer (PC)	2 (4.8%)
Breast cancer (BC)	1 (2.4%)
Small cell lung cancer (SCLC)	1 (2.4%)
Study design	
Parallel with 2 arms	36 (85.7%)
Parallel with 3 arms	6 (14.3%)
Blinding	
Open-label	23 (54.8%)
Double-blinded	19 (45.2%)
Primary outcomes	
Overall survival (OS)	20 (47.6%)
Progression Free Survival (PFS)	1 (2.4%)
Overall survival (OS) + Progression Free Survival (PFS)	14 (33.3%)

Table 1 Characteristics of published phase III RCTs for current US FDA-approved Immune-Checkpoint Inhibitors (ICIs) (Continued)

Published trials	N = 42 ¹
Recurrence Free Survival	3 (7.1%)
Safety outcomes	2 (4.8%)
Other (e.g., objective response rate, safety or other combinations)	2 (4.8%)
RCT sites / countries	
At least one site in the USA	37 (88.1%)
No site in the USA	5 (11.9%)
Funding source	
Pharmaceutical company	42 (100%)
Other (European Organization for Research and Treatment of Cancer)	1 (2.4%)

1. n (%), except otherwise indicated

2. The total percentages combined are more than 100% since 5 trials included both Ipilimumab and Nivolumab in one or more of their treatment arms

underlying immune mechanism not attributed to the ICI, and immune-related AEs (irAEs) – AEs with an immunogenic cause that were attributed to the ICI.

c) *Reporting of irAEs and irSAEs:*

The overall incidence for irAEs and irSAEs were reported in 20 (58.8%) and 3 (8.8%) of publications respectively, compared to 4 (11.8%) and 2 (5.9%) of registry results (Fig. 3).

d) *Comparison of the incidence of specific types of irSAE between the two sources:*

For published trials, while the reporting format varied greatly depending on the level of structural hierarchy chosen by the authors – SOC, PT or both – all had indicated the use of the NCI-CTCAE grading scale for reporting the severity of irAEs. In contrast, all trial results posted on [ClinicalTrials.gov](https://clinicaltrials.gov) reported the frequency of irAEs using PTs with only 2 (5.9%) of the 34 trials reporting using a grading scale for the severity of irAEs. Consequently, only 2 trials were identified as having a consistent reporting format to the registry for irSAEs, of which only 1 (2.9%) trial had matching results reported in both sources (Fig. 4).

Table 2 summarizes the differences in formatting components relevant to the reporting of safety data (including irSAEs) between publications and [ClinicalTrials.gov](https://clinicaltrials.gov).

Discussion

To our knowledge, this is the first study to provide a *comparative assessment* of the reporting of safety

information (with a focus on irSAEs) for RCTs of ICIs between publications and registry results posted on [ClinicalTrials.gov](https://www.clinicaltrials.gov).

The major findings from our study were that: (1) key safety parameters were poorly reported in publications and [ClinicalTrials.gov](https://www.clinicaltrials.gov) in particular irAE and irSAE despite their major importance; (2) even when certain safety parameters were reported in both sources, there was considerable variability in the reporting format (terminology) used for communicating this information, rendering a comparison difficult, and at times even impossible. The aforementioned prevented us from being able to present a comprehensive / global safety profile for each ICI.

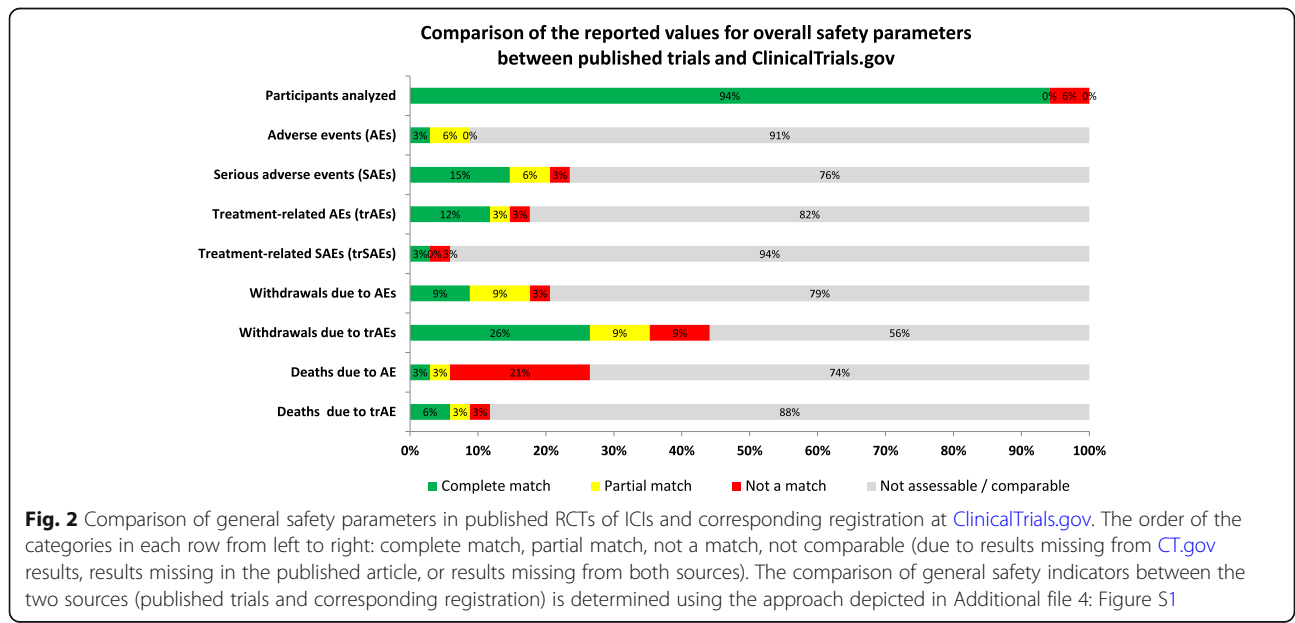
The *inconsistencies* and *discrepancies* were notable in the reporting of both *general safety* (e.g., SAEs, deaths, etc.) and *specific safety* events associated with ICIs (irAE and irSAE), however, they were more extensive in the latter case. This considerable variability in *what and how* safety information was reported *across studies and between sources* is an impediment to pooling data and providing an accurate estimate for the frequency of key safety parameters from clinical trials investigating ICIs.

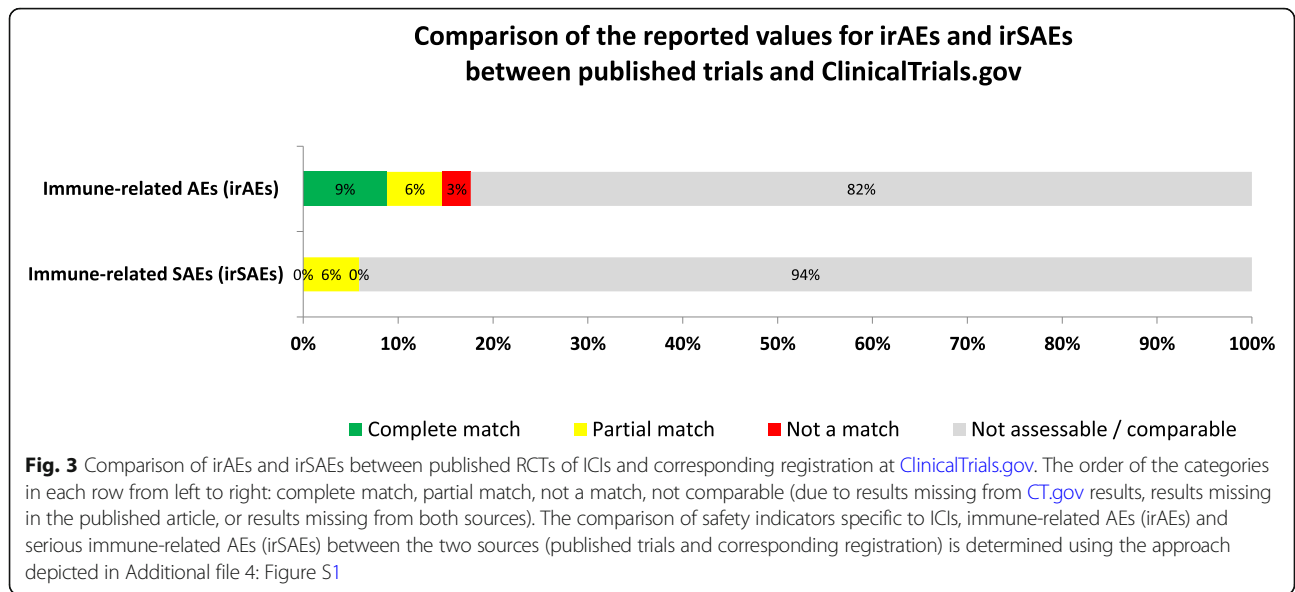
Similar to previous research, our study shows that certain safety results such as SAEs are more completely reported in [ClinicalTrials.gov](https://www.clinicaltrials.gov) [15, 16, 22]. Since the reporting of all SAEs is mandatory in [ClinicalTrials.gov](https://www.clinicaltrials.gov), all trial results in the registry had reported SAEs while this key safety parameter was missing from 76.5% of published trials.

With regards to the overall incidence of irAEs and irSAEs specifically, they were reported in 58.8 and 8.8% of published trials respectively, as compared to 11.8 and 5.9% of trial results in the registry. An important

consideration regarding the reporting of different types of irSAEs is that even though a breakdown of severe irAEs (grades 3–5) had been provided in all published trials, an overall incidence for irSAEs was not inferable / deducible. This is because while grade 3, 4 and 5 AEs are all considered serious by definition, SAEs do not only include events that are grades ≥ 3 . Given that AEs grades < 3 (e.g., a grade 1 myocarditis or grade 2 rash) might occasionally require a medical intervention for symptomatic management or prevention from further progression, this will by definition result in their categorization as serious events. Therefore, the simple summation of the incidences of grades 3, 4 and 5 AEs would not accurately reflect the overall rate of irSAEs from an ICI. This underscores the importance of reporting the incidence of *both* severe and serious AEs for investigational drugs (including irAEs and irSAEs for ICIs).

The complete and accurate reporting of SAEs (including death and hospitalization), in particular irSAEs for ICIs – which are due to the drug’s mechanism of action – is crucial for this class of drug given their labeled indication is for metastatic and recurrent cancers who are prescribed the drug with increased survival in mind [23–29]. Furthermore, there has been an increasing number of safety alerts due to such events in recent years [6] which frequently include severe irAEs that can be fatal. While ICIs may improve survival outcomes in patients with advanced malignancies, a significant proportion of patients will not respond and still have a poor prognosis [30]. More importantly, considering end-of-life comfort and quality of life measures as well as avoiding substantial treatment-related costs play crucial roles in





determining treatment goals in terminally ill cancer patients [31]. Therefore, a more comprehensive evaluation of the overall incidence and type of SAEs in particular irSAEs associated with these medications will allow terminal / end-stage cancer patients and their physicians to make more informed decisions by determining whether the benefits of increased survival outcomes will outweigh the risk of death and impaired quality of life due to toxicity from these drugs [32].

With regards to specific types of irSAE (e.g., pneumonitis, colitis), we were unable to compare their incidence between sources in 94.1% of trials, mainly because of differences in the reporting formats used for presenting safety data (61.8%). The most variable factors

between the two sources were the structural hierarchy level used for reporting each type of irAE (e.g., the incidence of all irAEs affecting the skin compared to autoimmune dermatitis) and the choice to report grading for the severity of AEs (e.g., the rate of serious autoimmune colitis compared to grade 3 and 4 colitis). The variability in the terminology used for referring to this particular class of AEs further complicates matters when cross-checking their incidence. Our results showed that there were various ways of referring to the same AE in publications and registry results, which will need to be standardized. If indeed these terms refer to different AEs, the differences should be clearly explained by the authors. This is especially an important next step for the

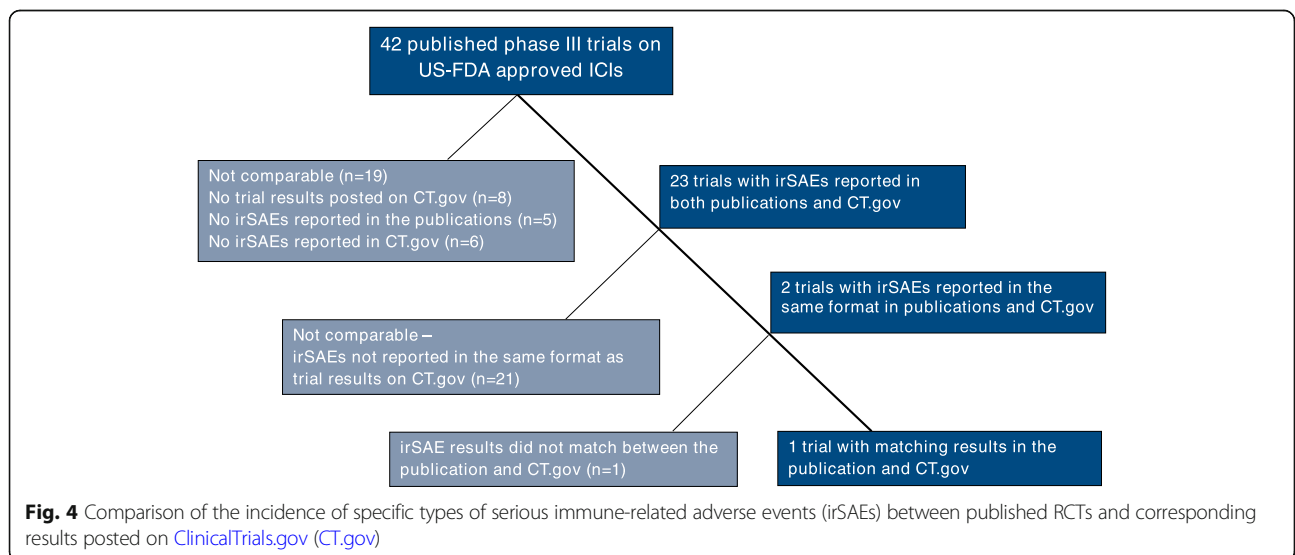


Table 2 Differences in the Reporting Format of AEs (including irSAEs) between Published RCTs and Trial Results posted on ClinicalTrials.gov

Formatting component	Published trials	ClinicalTrials.gov
Causality Establishing drug-causality for AEs	Primarily report treatment-related AEs (trAEs)	All-cause AEs are reported regardless of drug causality
Structural hierarchy The level at which different types of AE are reported	System Organ Class (SOC) and / or Preferred Terms (PTs) according to MedDRA are used e.g., SOC: higher level group term (e.g., skin, GI) PT: lower level group term (e.g., rash, colitis)	Report AE occurrence using PTs, but typically not by SOCs
Severity or grade The intensity of an AE (mild, moderate, severe, etc.)	Often report AE grades; choice of presentation grading categories varies. e.g., some publications report grade 3–4 combined, others report grades 3, 4 and 5 together.	Grading is most often not reported in trial registry results
Incidence of various types of AE Reporting the number of patients or events	Generally report the number of AEs e.g., number of events which included rashes (including all grades and multiple episodes in patients, unless explicitly indicated that the highest grade per patient is reported)	Usually report the number of patients who experienced each specific type of AE e.g., number of patients in treatment arm 1 who experienced serious autoimmune colitis
Frequency threshold The incidence of AEs occurring beyond a certain threshold	Authors often choose a higher frequency threshold to report AEs in the main text, however, they may choose to report a more comprehensive list using a lower cutoff in the supplementary tables e.g., 10% in the main table and 1% in the supplement	ClinicalTrials.gov requires investigators to report all SAEs, and events $\geq 5\%$ for non-SAEs

incorporation of ICIs as part of standard cancer treatment modalities [33, 34] since without the use of standardized terminologies and methods to consistently detect, collect, analyze and report irAEs [35, 36], efforts to provide accurate and reliable estimates for the rate of irSAEs of each ICI and cancer type remain hindered.

Finally, the findings of this research bear significant implications for the conduction of future systematic reviews and meta-analyses of irAEs and irSAE from ICIs. The evaluation of clinical trial registries is recommended by the Cochrane Handbook for Systematic Reviews of Interventions to limit the risk of publication bias and to extract results [13, 14]. The importance of ClinicalTrials.gov in facilitating the rapid understanding of harms for newer drugs such as ICIs had been recognized by previous studies [37], which is why it was selected as an information source for the extraction and comparison of safety data reported from ICI clinical trials in this study. Despite all this, from the numerous review articles on irAEs from ICIs, [15, 38–41] none have evaluated and compared safety results pertaining to irAEs from publications, clinical trial registries and regulatory documents so far. While ClinicalTrials.gov provides specific guidelines for the reporting of certain safety results such as SAEs for investigators, [42] it does not have a specific set of requirements or standardized reporting format for irAEs and irSAEs, making the extraction of this information difficult. Consequently, the inconsistencies in the reporting formats of irAEs and irSAEs remain an impediment to the incorporation of relevant safety data from all existing sources in systematic

reviews and meta-analyses, which compromises the quality of the overall evidence on irAE and irSAE.

This study had some limitations. First, because of the inconsistency in irAE reporting format, we were unable to provide a robust comparative assessment of irSAE reporting from all currently published ICI trials (only 5.9% had a comparable format). Second, we did not consider regulatory documents from the FDA in our assessment (such as drug package inserts and review documents) for several reasons: (1) Since many metastatic cancers are considered as terminal and / or rare diseases, some new drug approvals by the FDA had been granted following phase II trials (pivotal trials) [43], which were excluded in the selection process of our study from the PubMed search results. (2) Another reason for only comparing published trials to results posted at ClinicalTrials.gov was that the FDA package inserts are regularly updated. Therefore, minimizing the effect of time as a variable on discrepancies noted between safety results extracted from three sources (publications, ClinicalTrials.gov and FDA package inserts) would have been even more far-fetched. (3) Finally, the FDA mandates no specific terminology for reporting AE data [37, 44], which if anything, would only further add to the discrepancies identified in the reporting of safety results for ICIs, had FDA package inserts been added to the comparison.

Conclusion

This study highlights the insufficient and inconsistent reporting of key safety parameters, especially irAE and irSAEs, variability in terminology and discrepancies in

the number of events in RCTs of ICIs. Comparability of safety information across trials and between various sources requires establishing a shared lexicon and mandating the reporting of key safety parameters. Adopting standardized terminology and consistency in the reporting methods of safety data in published trials and clinical trial registries is imperative; not only for the incorporation and pooling of safety information from all existing sources, and providing better estimates for the incidence of AEs in systematic reviews and meta-analyses, but ultimately for transparent communication in medical practice.

Supplementary information

Supplementary information accompanies this paper at <https://doi.org/10.1186/s12885-020-07518-5>.

Additional file 1: Appendix 1. Current US-FDA approved Immune Checkpoint Inhibitors (ICIs) and labeled indications (April 2019).

Additional file 2: Appendix 2. Terminologies and definitions used for reporting safety results in ICI RCTs.

Additional file 3: Appendix 3. PubMed search algorithm. PubMed search algorithm.

Additional file 4: Appendix 4. Figure S1. Comparison of the incidence of safety data reported in publications and corresponding registry results from [ClinicalTrials.gov](https://clinicaltrials.gov).

Additional file 5: Appendix 5. Complete list of published phase III RCTs of ICIs included in the analysis.

Abbreviations

AE: Adverse event; CTCAE: Common terminology criteria for adverse events; ICH: International conference on harmonisation; ICI: Immune-checkpoint inhibitor; irAE: Immune-related adverse event; irSAE: Serious immune-related adverse event; MedDRA: Medical dictionary for regulatory activities; NCI: National cancer institute; PT: Preferred term; RCT: Randomized controlled trial; SAE: Serious adverse event; SOC: System organ class; trAE: Treatment-related adverse event; trSAE: Serious treatment-related adverse event; US-FDA: United States food and drug administration

Acknowledgements

Any individual or organization that significantly contributed to this work has been acknowledged.

Authors' contributions

ZK: Conceptualization, Data curation, Investigation, Methodology, Formal analysis, Writing - original draft, Writing - review and editing. **SM:** Data curation, Investigation, Formal analysis. **JES:** Visualization, Writing - review and editing. **FT:** Funding acquisition, Visualization, Writing - review and editing. **AD:** Conceptualization, Investigation, Methodology, Project administration, Supervision, Funding acquisition, Writing - original draft, Writing - review and editing. All authors have read and approved the manuscript.

Funding

No external funding received.

Availability of data and materials

The datasets used and/or analyzed in this study are available from the corresponding author upon reasonable request.

Ethics approval and consent to participate

Not applicable.

Consent for publication

Not applicable.

Competing interests

The authors declare that they do not have any competing or conflict of interest that could have influenced the work reported in this paper.

Author details

¹Sorbonne Université, Institut National de la Santé et de la Recherche Médicale (INSERM), Institut Pierre Louis d'Epidémiologie et de Santé Publique, AP-HP. Sorbonne Université, Hôpital Pitié Salpêtrière, Département de Santé Publique, Centre de Pharmacopépidémiologie de l'AP-HP (Cephepi), CIC-1422, F75013 Paris, France. ²Sorbonne Université, Institut National de la Santé et de la Recherche Médicale (INSERM), Centre d'investigation clinique-1421, AP-HP. Sorbonne Université, Hôpital Pitié Salpêtrière, Départements de pharmacologie et cardiologie, UNICO-GRECO Cardio-Oncology program, F75013 Paris, France.

Received: 16 July 2020 Accepted: 9 October 2020

Published online: 23 November 2020

References

- Farkona S, Diamandis EP, Blasutig IM. Cancer immunotherapy: the beginning of the end of cancer? *BMC Med.* 2016;14:73.
- Alexander W. The checkpoint immunotherapy revolution: what started as a trickle has become a flood, despite some daunting adverse effects; new drugs, indications, and combinations continue to emerge. *P T.* 2016;41:185–91.
- Kavecansky J, Pavlick A. Beyond checkpoint inhibitors: the next generation of immunotherapy in oncology. *Am J Hematol Oncol.* 2017;13:9–20.
- Strother M. Immune checkpoint inhibitors: a new cancer treatment. 2018. <https://bpac.org.nz/2018/checkpoint.aspx>.
- Evans B, Evans S. Immune checkpoint inhibitors in cancer: pharmacology and toxicities. *Pharm J.* 2018. <https://doi.org/10.1211/PJ.2018.20204831>.
- Wang DY, Salem J-E, Cohen JV, Chandra S, Menzer C, Ye F, et al. Fatal toxic effects associated with immune checkpoint inhibitors: a systematic review and meta-analysis. *JAMA Oncol.* 2018;4:1721. <https://doi.org/10.1001/jamaoncol.2018.3923>.
- Brahmer JR, Lacchetti C, Schneider BJ, Atkins MB, Brassil KJ, Caterino JM, et al. Management of Immune-Related Adverse Events in patients treated with immune checkpoint inhibitor therapy: American Society of Clinical Oncology clinical practice guideline. *J Clin Oncol.* 2018;36:1714–68.
- Puzanov I, Diab A, Abdallah K, Bingham CO, Brogdon C, Dadu R, et al. Managing toxicities associated with immune checkpoint inhibitors: consensus recommendations from the Society for Immunotherapy of Cancer (SITC) toxicity management working group. *J Immunother Cancer.* 2017;5:95.
- Kumar V, Chaudhary N, Garg M, Floudas CS, Soni P, Chandra AB. Current diagnosis and management of immune related adverse events (irAEs) induced by immune checkpoint inhibitor therapy. *Front Pharmacol.* 2017;8:49.
- Friedman CF, Proverbs-Singh TA, Postow MA. Treatment of the immune-related adverse effects of immune checkpoint inhibitors: a review. *JAMA Oncol.* 2016;2:1346–53.
- Arnaud-Coffin P, Maillet D, Gan HK, Stelmes J-J, You B, Dalle S, et al. A systematic review of adverse events in randomized trials assessing immune checkpoint inhibitors: a systematic review of adverse events in randomized trials assessing immune checkpoint inhibitors. *Int J Cancer.* 2019. <https://doi.org/10.1002/ijc.32132>.
- Chen TW, Razak AR, Bedard PL, Siu LL, Hansen AR. A systematic review of immune-related adverse event reporting in clinical trials of immune checkpoint inhibitors. *Ann Oncol.* 2015;26:1824–9.
- Higgins J, Thomas J, Chandler J, Cumpston M, Li T, Page M, et al. Chapter 4: searching for and selecting studies. *Cochrane Handbook for Systematic Reviews of Interventions* 2019.
- Young T, Hopewell S. Methods for obtaining unpublished data. *Cochrane Database Syst Rev.* 2011. <https://doi.org/10.1002/14651858.MR000027.pub2>.
- Riveros C, Dechartres A, Perrodeau E, Haneef R, Boutron I, Ravaud P. Timing and completeness of trial results posted at ClinicalTrials.gov and published in journals. *PLoS Med.* 2013;10:e1001566. <https://doi.org/10.1371/journal.pmed.1001566>.

16. Hartung DM, Zarin DA, Guise J-M, McDonagh M, Paynter R, Helfand M. Reporting discrepancies between the ClinicalTrials.gov results database and peer-reviewed publications. *Ann Intern Med*. 2014;160:477. <https://doi.org/10.7326/M13-0480>.
17. Ouzzani M, Hammady H, Fedorowicz Z, Elmagarmid A. Rayyan—a web and mobile app for systematic reviews. *Syst Rev*. 2016;5. <https://doi.org/10.1186/s13643-016-0384-4>.
18. Ioannidis JPA. Better reporting of harms in randomized trials: an extension of the CONSORT statement. *Ann Intern Med*. 2004;141:781. <https://doi.org/10.7326/0003-4819-141-10-200411160-00009>.
19. Péron J, Mailliet D, Gan HK, Chen EX, You B. Adherence to CONSORT adverse event reporting guidelines in randomized clinical trials evaluating systemic cancer therapy: a systematic review. *J Clin Oncol*. 2013;31:3957–63.
20. Levit LA, Perez RP, Smith DC, Schilsky RL, Hayes DF, Vose JM. Streamlining adverse events reporting in oncology: an American Society of Clinical Oncology research statement. *J Clin Oncol*. 2018;36:617–23. <https://doi.org/10.1200/JCO.2017.75.8193>.
21. International Conference on Harmonisation of Technical Requirements for Registration of Pharmaceuticals for Human Use (ICH). Medical Dictionary for Regulatory Activities (MedDRA). 1999. <https://www.meddra.org/>.
22. Tang E, Ravaud P, Riveros C, Perrodeau E, Dechartres A. Comparison of serious adverse events posted at [ClinicalTrials.gov](https://clinicaltrials.gov) and published in corresponding journal articles. *BMC Med*. 2015;13. <https://doi.org/10.1186/s12916-015-0430-4>.
23. TECENTRIQ® (atezolizumab) [package insert] (FDA approved 2016). 2016. Downloadable full U.S. prescribing information is available at: https://www.accessdata.fda.gov/drugsatfda_docs/label/2018/761034s010lbl.pdf. Accessed 12 Oct 2020.
24. BAVENCIO® (avelumab) [package insert] (FDA approved 2017). 2017. Downloadable full U.S. prescribing information is available at: https://www.accessdata.fda.gov/drugsatfda_docs/label/2017/761049s000lbl.pdf. Accessed 12 Oct 2020.
25. LIBTAYO® (cemiplimab) [package insert] (FDA approved 2018). 2018. Downloadable full U.S. prescribing information is available at: https://www.accessdata.fda.gov/drugsatfda_docs/label/2018/761097s000lbl.pdf. Accessed 12 Oct 2020.
26. IMFINZI® (durvalumab) [package insert] (FDA approved 2017). 2018. Downloadable full U.S. prescribing information is available at: https://www.accessdata.fda.gov/drugsatfda_docs/label/2018/761069s002lbl.pdf. Accessed 12 Oct 2020.
27. YERVOY® (ipilimumab) [package insert] (FDA approved 2011). 2015. Downloadable full U.S. prescribing information is available at: https://www.accessdata.fda.gov/drugsatfda_docs/label/2015/125377s073lbl.pdf. Accessed 12 Oct 2020.
28. OPDIVO® (nivolumab) injection [package insert] (FDA approved 2014). 2017. Downloadable full U.S. prescribing information is available at: https://www.accessdata.fda.gov/drugsatfda_docs/label/2017/125554s055lbl.pdf. Accessed 12 Oct 2020.
29. KEYTRUDA® (pembrolizumab) [package insert] (FDA approved 2014). Downloadable full U.S. prescribing information is available at: https://www.accessdata.fda.gov/drugsatfda_docs/label/2018/125514s034lbl.pdf. Accessed 12 Oct 2020.
30. Immune checkpoint inhibitors in malignancy. *Australian Prescriber*. 2019;42: 62–62. <https://doi.org/10.18773/austprescr.2019.012>.
31. Gyawali B, Hey SP, Kesselheim AS. A comparison of response patterns for progression-free survival and overall survival following treatment for Cancer with PD-1 inhibitors: a meta-analysis of correlation and differences in effect sizes. *JAMA Netw Open*. 2018;1:e180416.
32. Gyawali B, Niraula S. Cancer treatment in the last 6 months of life: when inaction can outperform action. *ecancermedalscience*. 2018;12. <https://doi.org/10.3332/ecancer.2018.826>.
33. Keith T, Flaherty, Sharma P. Both Patients and Clinicians Face Challenges in Recognizing and Reporting Immune-Related Adverse Events. *American Society for Clinical Oncology*; 2018. <https://www.ascopost.com/issues/may-25-2018/challenges-in-recognizing-and-reporting-irae/>. Accessed 18 May 2019.
34. Wolchok JD. ASCO clinical practice guideline on managing immune-related adverse events: next big step for immune checkpoint inhibitors. 2018. <https://www.ascopost.com/issues/may-25-2018/next-big-step-in-immune-checkpoint-inhibitors/>.
35. Phillips R, Hazell L, Sautz O, Cornelius V. Analysis and reporting of adverse events in randomised controlled trials: a review. *BMJ Open*. 2019;9:e024537. <https://doi.org/10.1136/bmjopen-2018-024537>.
36. Hsiehchen D, Watters MK, Lu R, Xie Y, Gerber DE. Variation in the assessment of immune-related adverse event occurrence, grade, and timing in patients receiving immune checkpoint inhibitors. *JAMA Netw Open*. 2019;2:e1911519. <https://doi.org/10.1001/jamanetworkopen.2019.11519>.
37. Yang A, Baxi S, Korenstein D. ClinicalTrials.gov for facilitating rapid understanding of potential harms of new drugs: the case of checkpoint inhibitors. *JOP*. 2018;14:72–6. <https://doi.org/10.1200/JOP.2017.025114>.
38. El Osta B, Hu F, Sadek R, Chintalapally R, Tang S-C. Not all immune-checkpoint inhibitors are created equal: meta-analysis and systematic review of immune-related adverse events in cancer trials. *Crit Rev Oncol Hematol*. 2017;119:1–12. <https://doi.org/10.1016/j.critrevonc.2017.09.002>.
39. Xu C, Chen Y-P, Du X-J, Liu J-Q, Huang C-L, Chen L, et al. Comparative safety of immune checkpoint inhibitors in cancer: systematic review and network meta-analysis. *BMJ*. 2018;363:k4226.
40. De Velasco G, Je Y, Bosse D, Awad MM, Ott PA, Moreira RB, et al. Comprehensive meta-analysis of key immune-related adverse events from CTLA-4 and. *Cancer Immunol Res*. 2017;5:312–8.
41. Wang Y, Zhou S, Yang F, Qi X, Wang X, Guan X, et al. Treatment-related adverse events of PD-1 and PD-L1 inhibitors in clinical trials: a systematic review and meta-analysis. *JAMA Oncol*. 2019. <https://doi.org/10.1001/jamaoncol.2019.0393>.
42. ClinicalTrials.gov. How to Submit Your Results - Protocol Registration and Results System (PRS). 2018. <https://clinicaltrials.gov/ct2/manage-recs/how-report#ResultsReviewProcess>.
43. Schwartz LM, Woloshin S, Zheng E, Tse T, Zarin DA. ClinicalTrials.gov and drugs@FDA: a comparison of results reporting for new drug approval trials. *Ann Intern Med*. 2016;165:421–30.
44. Dorr DA, Burdon R, West DP, Lagman J, Georgopoulos C, Belknap SM, et al. Quality of reporting of serious adverse drug events to an institutional review board: a case study with the novel cancer agent, imatinib mesylate. *Clin Cancer Res*. 2009;15:3850–5. <https://doi.org/10.1158/1078-0432.CCR-08-1811>.

Publisher's Note

Springer Nature remains neutral with regard to jurisdictional claims in published maps and institutional affiliations.

Ready to submit your research? Choose BMC and benefit from:

- fast, convenient online submission
- thorough peer review by experienced researchers in your field
- rapid publication on acceptance
- support for research data, including large and complex data types
- gold Open Access which fosters wider collaboration and increased citations
- maximum visibility for your research: over 100M website views per year

At BMC, research is always in progress.

Learn more biomedcentral.com/submissions

