



**HAL**  
open science

## **A multimodal corpus of simulated consultations between a patient and multiple healthcare professionals**

Mark Snaith, Nicholas Conway, Tessa Beinema, Dominic de Franco, Alison Pease, Reshmashree Kantharaju, Mathilde Janier, Gerwin Huizing, Catherine Pelachaud, Harm Op den Akker

### ► To cite this version:

Mark Snaith, Nicholas Conway, Tessa Beinema, Dominic de Franco, Alison Pease, et al.. A multimodal corpus of simulated consultations between a patient and multiple healthcare professionals. *Language Resources and Evaluation*, 2020, 10.1007/s10579-020-09526-0 . hal-03209106

**HAL Id: hal-03209106**

**<https://hal.sorbonne-universite.fr/hal-03209106v1>**


Submitted on 27 Apr 2021

**HAL** is a multi-disciplinary open access archive for the deposit and dissemination of scientific research documents, whether they are published or not. The documents may come from teaching and research institutions in France or abroad, or from public or private research centers.

L'archive ouverte pluridisciplinaire **HAL**, est destinée au dépôt et à la diffusion de documents scientifiques de niveau recherche, publiés ou non, émanant des établissements d'enseignement et de recherche français ou étrangers, des laboratoires publics ou privés.



# A multimodal corpus of simulated consultations between a patient and multiple healthcare professionals

Mark Snaith<sup>1,7</sup>  · Nicholas Conway<sup>2,3</sup> ·  
Tessa Beinema<sup>4,8</sup> · Dominic De Franco<sup>1</sup> ·  
Alison Pease<sup>1</sup> · Reshmashree Kantharaju<sup>5</sup> ·  
Mathilde Janier<sup>1</sup> · Gerwin Huizing<sup>6</sup> ·  
Catherine Pelachaud<sup>5</sup> · Harm op den Akker<sup>4,8</sup>

Accepted: 18 December 2020  
© The Author(s) 2021

**Abstract** Language resources for studying doctor–patient interaction are rare, primarily due to the ethical issues related to recording real medical consultations. Rarer still are resources that involve more than one healthcare professional in consultation with a patient, despite many chronic conditions requiring multiple areas of expertise for effective treatment. In this paper, we present the design, construction and output of the *Patient Consultation Corpus*, a multimodal corpus of simulated consultations between a patient portrayed by an actor, and at least two healthcare professionals with different areas of expertise. As well as the transcribed text from each consultation, the corpus also contains audio and video where for each consultation: the audio consists of individual tracks for each participant, allowing for clear identification of speakers; the video consists of two framings for each participant—upper-body and face—allowing for close analysis of behaviours and gestures. Having presented the design and construction of the corpus, we then go on

---

**Supplementary Information** The online version of this article (<https://doi.org/10.1007/s10579-020-09526-0>) contains supplementary material, which is available to authorized users.

---

✉ Mark Snaith  
mark@arg.tech; m.snaith@rgu.ac.uk

<sup>1</sup> Centre for Argument Technology, University of Dundee, Dundee, UK

<sup>2</sup> NHS Tayside, Ninewells Hospital, Dundee, UK

<sup>3</sup> University of Dundee, Ninewells Hospital, Dundee, UK

<sup>4</sup> eHealth Group, Roessingh Research and Development, Enschede, The Netherlands

<sup>5</sup> Institute for Intelligent Systems and Robotics, Sorbonne Université, Paris, France

<sup>6</sup> Human Media Interaction Research Group, University of Twente, Enschede, The Netherlands

<sup>7</sup> Present Address: School of Computing, Robert Gordon University, Aberdeen, UK

<sup>8</sup> Biomedical Signals and Systems Group, University of Twente, Enschede, The Netherlands

to briefly describe how the multi-modal nature of the corpus allows it to be analysed from several different perspectives.

**Keywords** Multimodal corpus · Healthcare simulation · Health coaching · Healthcare dialogue · Multi-party dialogue and argumentation in healthcare · Non-verbal behaviours · Coaching styles

## 1 Introduction

The increased prevalence of long term health conditions (LTCs) is one of the main challenges affecting modern day healthcare systems (World Health Organization 2010). Approximately 40% of adults have a LTC, and 25% of adults can be considered to have multi-morbidity (defined as the presence of two or more LTCs) (Barnett et al. 2012). Most modern healthcare systems are predicated on a single-disease model with a lack of collaborative working between specialities. This can result in an inefficient use of resources, can be burdensome for patients and ultimately result in poorer provision of care (Wolff et al. 2002). Interprofessional collaborative working between medical specialities may improve clinical care and is recommended by policy makers, however there is a lack of robust evidence to assess the effect on clinical outcomes (Reeves et al. 2017).

Consultations involving multiple healthcare professionals have a different dynamic to those involving a single professional. Firstly, one-on-one consultations already have an imbalance between the roles (expert vs. layperson); adding multiple professionals (experts) will increase this imbalance. Secondly, an additional dimension is added to the interactions, viz., that between the professionals. Thus, before any conclusions can be drawn as to the efficacy of such consultations we must first understand the effect of these dynamics. By far the best method of gaining this understanding is to analyse audio–visual recordings of multi-professional consultations—yet they do not (or very rarely) happen in real life. Even if such consultations were commonplace, there would be significant ethical and practical considerations related to their capture, as is the case with one-on-one consultations (Martin and Martin 1984).

One method of overcoming these ethical and practical issues is to use *realistic* rather than real consultations. Such realism is achievable through the use of *healthcare simulation*, a common process used in medical training, underpinned by a number of educational theories (Ker and Bradley 2010). In such an approach, the patient is portrayed by an actor playing to a specified persona and associated medical history, and the healthcare professionals do as they would as if the actor were a real patient. Similar role-playing techniques have been successfully used as a data collection tool in other sensitive contexts such as dispute mediation (Janier and Reed 2016) in which attempting to record real consultations raises similar ethical and practical questions. Similarly, role-playing is a widely-used tool for the creation and collection of multimodal language resources in general, such as in Brône and Oben (2015) and Paggio and Navarretta (2017).

We present in this paper the design, construction and output of the *Patient Consultation Corpus*, a multimodal corpus of consultations between patients, portrayed by actors, and at least two healthcare professionals. The corpus consists of: multiple video recordings of individual participants; separate audio recordings for each participant; combined audio recordings of each consultation; and written transcripts of each consultation. We then go on to describe how the design of the *Patient Consultation Corpus* will allow its material to be analysed from several different perspectives.

The paper proceeds as follows: in Sect. 2 we provide more in-depth background to healthcare simulation and its use; in Sect. 3 the iterative design process for the corpus is described, including the development of patient personas and associated medical history; in Sect. 4 we outline the creation of the corpus and summarise the resultant output; in Sect. 5 we briefly describe how the design of the *Patient Consultation Corpus* will allow its material to be analysed from several different perspectives; and in Sect. 6 we conclude the paper and provide directions for future work.

## 2 Background: healthcare simulation

Simulation within medical practice can be considered a process, rather than a specific technology (Gaba 2004), whereby a broad range of modalities can be used to recreate real-life clinical situations. These modalities range from highly sophisticated mannequin-based simulated situations to simple verbal role play. In the past 20 years, there has been a marked increase in the use of simulation within medical training, in response to a variety of factors, including competency-based training, clinical governance and societal expectations. Simulation as a training tool is underpinned by a number of educational theories (Ker and Bradley 2010). The fidelity of any given simulation can range from low to high levels of authenticity and is reliant on either (or both) psychological and environmental factors (Faison 1954). A simulated patient is a “normal person who has been...coached to accurately portray a specific patient...in a standardised, unvarying way” (Barrows 1993). A number of studies report improvements in participants’ communication skills following work with simulated patients, however there is a lack of good evidence assessing efficacy, in terms of improved patient outcomes or health economic benefits (Kaplonyi et al. 2017). Despite this, the use of simulated patients is viewed as being essential in the development of communication and consultation skills for both novice and expert healthcare professionals (Ker and Bradley 2010).

In this study, simulated patients were used in preference to real patient consultations for a number of reasons. Firstly, many patients object to being the subject of a recorded consultation, citing misgivings around confidentiality and embarrassment (Martin and Martin 1984). Secondly, it was felt that the use of multiple cameras and headset microphones would not be conducive to a “typical” consultation with a real patient, thereby limiting internal validity (Coleman 2000). Lastly, the use of a simulated patient ensured a standardised response to the consultation (in terms of each individual patient persona), ensuring a rich dataset for the purposes of annotation.

## 3 Corpus design

### 3.1 Patient personas

As elaborated on in Sect. 2, healthcare simulations are a common process used in medical training. When designing such a simulation event, consideration should be given to the purpose, the process and the participants (Gaba 2004; Ker and Bradley 2010). In this case, the purpose was to accurately recreate a typical consultation involving a range of patients with diabetes and one or more healthcare professional(s). The process involved simulated patients being provided with a patient persona in advance of the simulated consultation. These personas contained an overview of relevant medical and social history as well as a brief description of the patient's personality trait and motivations. The personas also included a summary of current patient concerns, based around diabetes management and/or acute and chronic complications of diabetes.

The design of our four personas followed several iterations. Firstly, an expert in persona design collaborated with a medical expert to design a realistic set of personas and scenarios. These were then shared with the set of co-authors and comments were invited. This resulted in changes being made, in particular to reflect greater diversity in the backgrounds. This process was iterated several times until each member of the study was satisfied. We then trialled the personas in our pilot study on Day 0. After discussion with one of the healthcare professionals during that day, we further revised them slightly.

The healthcare professional was provided with a brief description of the patient's medical history and a number of "health goals" designed to accurately reflect the aims of a real-life clinical consultation e.g. encourage healthy diet and weight loss. The simulated consultation was unscripted and allowed to run until reaching a natural conclusion. This lack of time constraint and the presence of more than one member of the multidisciplinary team (MDT) meant that the simulation differed from a real-life consultation. This approach enabled maximum data capture, in the belief that it would not have an adverse impact on overall fidelity.

The participants included the simulated patient (professional actor) and healthcare professionals chosen to reflect the MDT involved in the care of a person with diabetes (physician, general practitioner, dietician, psychologist and podiatrist). Personality traits can predict diabetes glycaemic control (Lane et al. 2000), therefore the personas were written to encompass a range of traits including disengaged/ambivalent, anxious/neurotic, engaged/conscientious and challenging/detached—traits that are regularly encountered in clinicians' everyday practice. While the challenging/detached combination might seem contradictory at first, this represents a patient who thinks that they are quite knowledgeable about diabetes themselves (challenging) and who is therefore not open to suggestions from the healthcare professionals (detached). Other aspects that were added to the personas were occupation and social situation (family). An overview of the general characteristics for the personas can be found in Table 1. A summary of the medical characteristics can be found in Table 2.

**Table 1** The general characteristics of the four personas that were used in the recordings

No.	Gender	Age	Family	Personality trait	Occupation
1	Male	57	Wife, no kids, 1 dog	Disengaged/ambivalent	Truck driver
2	Female	63	Husband, 2 adult kids, 1 dog	Anxious/neurotic	Secretary
3	Female	50	An adult daughter	Challenging/detached	Lawyer
4	Male	67	Wife, 3 adult children	Engaged/conscientious	Retired

### 3.2 Ethical considerations

Ethical approval was sought and obtained from the School of Science and Engineering at the University of Dundee, to conduct the consultations. This included information sheets and consent forms, for both healthcare professionals and actors, to allow researchers access to the recorded data.

## 4 Corpus creation

### 4.1 Practicalities

All of the simulated consultations were recorded at the Clinical Skills Centre, Ninewells Hospital, Dundee.<sup>1</sup> The room in which the recordings took place is equipped with cameras and microphones (in addition to those described below) which allowed the consultations to be live streamed to a second room, thus making it possible for the researchers to monitor the consultations without actually being in the room and therefore not affecting the dynamic.

On each recording day, the researchers set up the room by placing the chairs in the correct place, arranging the cameras and testing the wireless microphones. A spotlight was positioned in the room, pointing at the ceiling so as to provide the best possible lighting conditions without being intrusive. Before each consultation was recorded, the researchers and the actor discussed the persona so as to address any questions or issues the actor might have had (e.g. clarifying a biographical detail). All participants were provided with the information sheet and consent form described in Sect. 3.2, and asked to sign the latter. Participants were all debriefed at the end of the day and given the opportunity to learn more about the project.

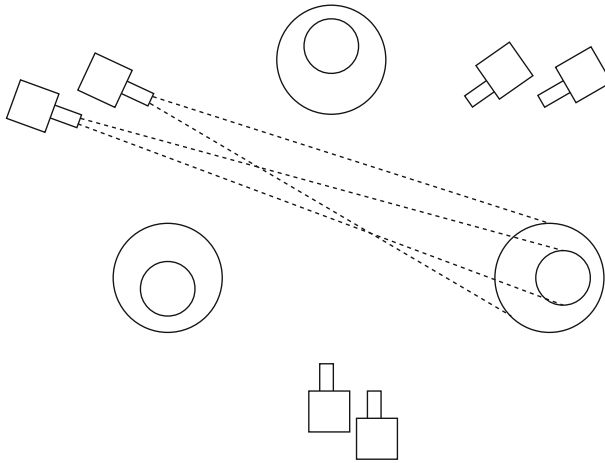
### 4.2 Video

The primary aim of the video recording was to allow subsequent annotation and analysis of the participants' upper-body movements. Each participant in each consultation was recorded with two cameras; one capturing a close-up of their face,

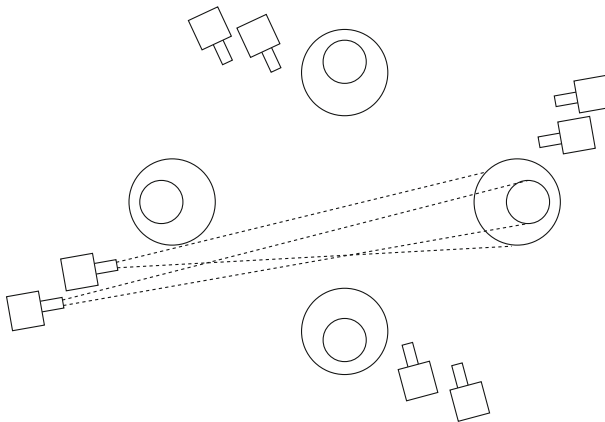
<sup>1</sup> <https://dihs.dundee.ac.uk/clinical-skills>.

**Table 2** The medical characteristics of the four personas that were used in the recordings

No.	Diagnosed	History	Current situation
1	6 months ago	Eyesight became blurrier, but originally contributed to age and tiredness. After tiredness became worse your wife sent you to the GP fearing for heart condition. Father also had heart condition. No family history of diabetes	<i>Weight</i> weight loss, but still overweight. Trying to keep to diet. <i>Medication</i> not on any medications. <i>Diabetes</i> HbA1c 60 mmol/mol with a target value of 48 mmol/mol. <i>Other</i> smokes 20/day. Knows he has to stop smoking, but not happy about it and not very hopeful
2	4 months ago	Needed to go to the toilet more and thirsty. Started with four insulin injections a day at diagnosis. No family members with diabetes	<i>Weight</i> on the heavy side, but not overweight. <i>Medication</i> required insulin dose has decreased and might not be needed in the future. <i>Diabetes</i> main goal is to balance blood glucose levels and lose weight, which is difficult to combine with social life. Worried about getting a hypo, so blood glucose tends to be high (12 mmol/l average for past 14 days). HbA1c is 75 mmol/mol. <i>Other</i> Needlephobia
3	12 months ago	Was already following a low-carb diet before being diagnosed. Went to GP for dietary advice on how to deal with being very hungry. GP did a test because of family history of diabetes (father and uncle mother's side)	<i>Weight</i> average weight. Tend to skip meals due to being busy at work. <i>Medication</i> using oral medications. <i>Diabetes</i> HbA1c is 46 mmol/mol. Lot of variance in blood glucose levels (often low; hypoglycaemia on daily basis). <i>Other</i> smokes. Stress (work related) is a factor
4	3 months ago	Went to GP because of fatigue and worsening of eyesight. Grandmother had type 2 diabetes as well	<i>Weight</i> average weight. Keeping to the new diet takes some getting used to. <i>Medication</i> insulin injections. <i>Diabetes</i> HbA1c of 55 mmol/mol. Glucose levels are getting more stable. <i>Other</i> does not like drawing blood from fingertips for measuring glucose levels. Has a small foot injury due to an accident. Is an active/outside person



**Fig. 1** Recording setup for three participants



**Fig. 2** Recording setup for four participants

the other showing their entire upper-body, including their arms and hands. An additional camera in each consultation captured a view of the entire scene.

Figures 1 and 2 provide an overview of the positions of the participants and the cameras for, respectively, a three- and four-person consultation. For clarity in both diagrams, the fields of view of only one set of cameras are shown (denoted by a dashed line). Figure 3 provides a screenshot taken from the full-scene camera and shows the setup for a four-person consultation, while Figs. 4 and 5 show, respectively, the framing of the face and upper body cameras.





**Fig. 3** Screenshot showing the room setup



**Fig. 4** Screenshot showing the framing of the face cameras

### 4.3 Audio

Each participant was equipped with a wireless headset microphone. One audio recorder was used per two microphones, with the left and right channels being for different participants. Post-processing split the channels into separate tracks, which were then converted into artificial stereo. As well as retaining the separate tracks, they were also combined into a single track consisting of all participants.

### 4.4 Corpus output

The *Patient Consultation Corpus* consists of nine consultations recorded over three days, involving five different healthcare professionals and three different actors (playing to multiple personas). The healthcare professionals consisted of:



**Fig. 5** Screenshot showing the framing of the upper body cameras

- A general practitioner (physician), with no particular specialisation,
- A diabetes expert, a general practitioner with a specialisation in Type 2 diabetes,
- A podiatrist, to discuss foot-related issues,
- A dietician, to discuss diet-related issues,
- A motivational interviewer, for directive, client-centred counselling.

As well as the main discussion with the patient, some consultations also include pre- and post-consultation discussion between the healthcare professionals. Some of these pre-consultations also involve an additional professional in the role of a general practitioner (GP) who has referred the patient to the specialists; the GP provides some of the patient's background then introduces them, before leaving the room when the main consultation starts.

Table 3 provides summary statistics of the consultations recorded. The word count for each consultations was obtained from the transcript; turns refers to the number of individual statements made, with a statement being a span of text associated with an identified speaker.

In addition to the seven consultations comprising the core corpus, a pilot study was conducted that followed the same role-playing format as the main consultations. The purpose of this study was to determine the suitability of various camera and microphone setups. As a result, the data is not as rich—for instance, only one camera was used for each participant, and a single microphone was used to record all audio. Two consultations were recorded in the pilot study, which we have included in the corpus as Supplementary Material (D0.C1 and D0.C2).

**Table 3** Recorded consultations and associated statistics

Consult. ID	No. of participants	Actor	Patient type	HC Professionals involved	Duration (min)	Word count	Turns
D0.C1	3	Male	Challenging/detached	Diabetes expert; general practitioner	26	4351	141
D0.C2	3	Male	Engaged/conscientious	Diabetes expert; general practitioner	19	3727	174
D1.C1	3	Female 1	Disengaged/ambivalent	Podiatrist; general practitioner	25	5302	294
D1.C2	3	Female 1	Anxious/neurotic	Podiatrist; general practitioner	20	4443	332
D1.C3	3	Female 1	Engaged/conscientious	Podiatrist; general practitioner	20	5011	397
D1.C4	3	Female 1	Challenging/detached	Podiatrist; general practitioner	18	3888	258
D2.C1	4	Female 2	Disengaged/ambivalent	General practitioner; motivational interviewer; dietician	33	6005	202
D2.C2	3	Female 2	Anxious/neurotic	Motivational interviewer; dietician	21	3388	159
D2.C3	3	Female 2	Challenging/detached	Motivational interviewer; dietician	27	4992	222

## 5 Using the corpus

The multi-modal nature of the *Patient Consultation Corpus* allows its data to be analysed from a variety of different perspectives. This not only has significant value within individual research areas, but also provides opportunities to examine connections between them. Here, we briefly outline four ways in which the data in the *Patient Consultation Corpus* can be analysed: from the perspectives of models of structured dialogue, virtual agent design, communication intent and style, and interpersonal stance. Note that for each perspective, we do not describe a full analysis nor discuss multiple alternative approaches because our intention is only to show that the *Patient Consultation Corpus* can be analysed in these ways; we leave full analyses to future work.

### 5.1 Models of structured dialogue

Analysing the dialogical structure of multi-party interactions can help understand how those interactions unfold and the strategies that participants adopt in order to reach different outcomes. Even exchanges that seem relatively trivial can contain linguistic and strategic nuances that only become apparent under close analysis. By analysing the *Patient Consultation Corpus* in this way, we can therefore obtain insights into the ways in which individual practitioners handled patients with different personality types.

Inference Anchoring Theory (IAT) is an analytical framework which enables the structure of dialogues to be represented by extracting the illocutionary force of the locutions (Budzynska and Reed 2011). The structure in IAT is described as “the shape of the discussion” and it aims to represent how the participants’ dialogical moves combine to form an argument. Encompassing Speech Act Theory (Searle 1969), IAT also allows the relationship between speech acts to be represented. Using IAT to analyse the *Patient Consultation Corpus* reveals the dialogical structure of the individual consultations, thus providing an understanding of the ways in which they can unfold and the strategies the health care practitioners adopt. Furthermore, IAT analyses can feed into the design and development of reusable models of dialogue using processes such as those proposed by Snaith and Reed (2016). Such models can subsequently be used to underpin dialogue-based health care support systems.

An example IAT analysis, created using the Online Visualisation of Argument (OVA+) tool (Janier et al. 2012), is shown in Fig. 6. This example shows the analysis of a small (254 word) excerpt from the *Patient Consultation Corpus*, chosen to illustrate the core IAT concepts. The magnified section shows the connection between the dialogical process on the right, and the resultant argument on the left. In a dialogue, individual utterances are connected by dialogical *transitions*, while transitions and utterances are connected to the argument structure by *illocutionary forces* (e.g. “Asserting”, “Disagreeing”). In an argument, individual statements can support, attack or rephrase each other; these are represented by *rule applications* (e.g. “Default Inference”), *conflict applications*

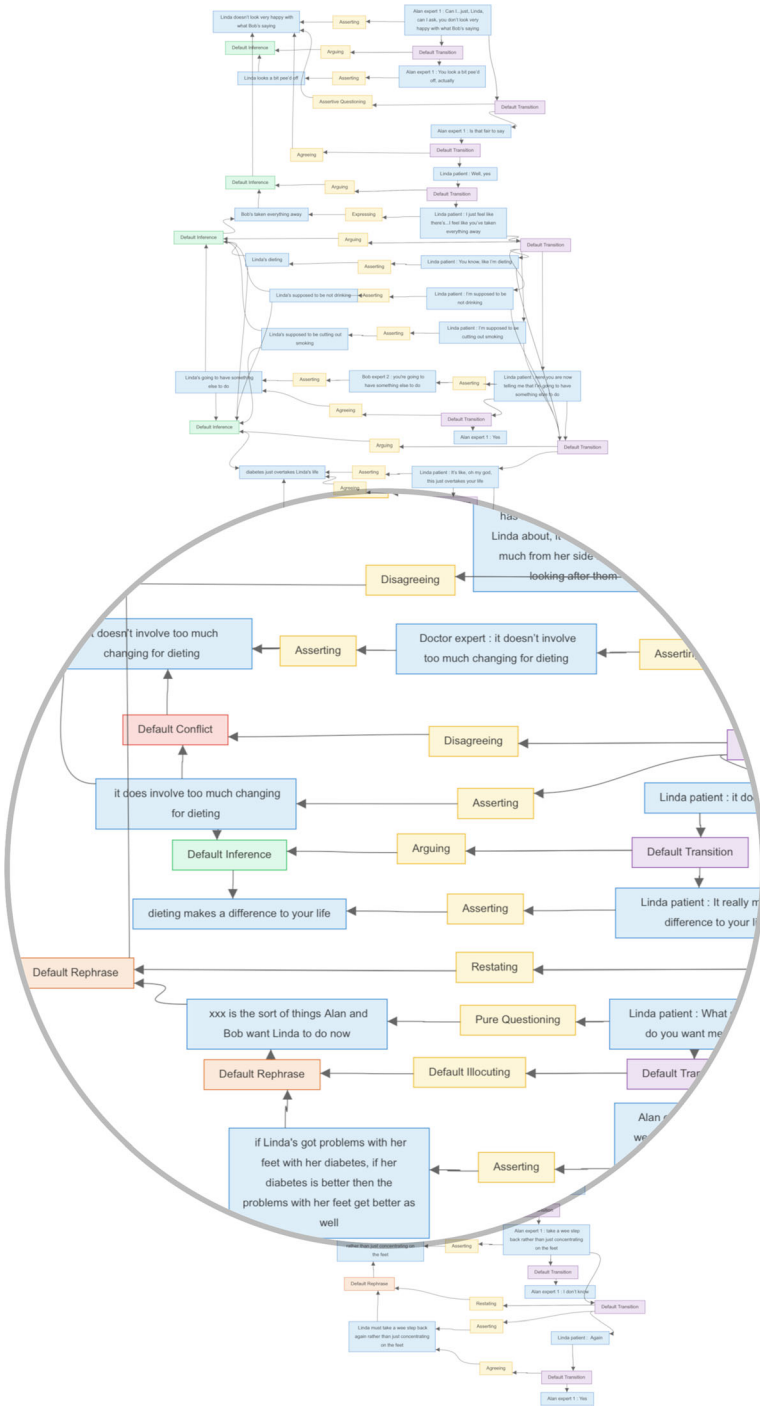


Fig. 6 Example IAT analysis

(e.g. “Default Conflict”), and *rephrase applications* (e.g. “Default Rephrase”) respectively.

## 5.2 Virtual agent design

There are currently several applications being developed in the Intelligent Virtual Agents research domain where virtual agents are being utilised more as a coach or an assistant than just as a tool to provide information. Researchers are working towards making these agents as human-like as possible by advancing their communicative abilities and social behaviours. Non-verbal behavioural cues like gaze, facial expressions, gestures, and body postures etc., indicate the attitude of a given individual in any social situation (Richmond et al. 1991) and convey information about affect, mental state, personality, and other traits (Vinciarelli et al. 2009). Studies involving human–human interaction can be used to understand the role of verbal and non-verbal behaviours in conversations and incorporate the same into the virtual agents.

The MUMIN multimodal scheme allows for the annotation of multimodal communicative behaviours from the perspective of three communicative functions, namely, feedback, turn management and sequencing (Allwood et al. 2007). Feedback provides information about the interactions through signals such as facial expressions, turn management regulates the interaction flow such as turn gain and turn hold, and sequencing deals with the organisation of a dialogue in meaningful sequences.

To facilitate such annotations, the video recording setup in the *Patient Consultation Corpus* was designed to capture behavioural cues on two levels. The first is at the individual level, where we aim to capture the non-verbal cues such as gaze behaviour, facial expressions, head movements, and hand gestures and body movement of a single individual. The second is at the group level, where we aim to capture the turn-taking behaviour: how and when individuals take turns to speak or facilitate others to speak, the interpersonal attitude, and the postural congruence. These behaviours help us in understanding the relationship, interpersonal attitude and role of the individuals in the group and can facilitate in modelling virtual agents to fit a specific role e.g., we can study the non-verbal behaviours of a human doctor and model a diabetic coach to emulate their nature.

## 5.3 Coaching communication intent and style, and interpersonal stance of coaches

When a medical practitioner communicates something to a patient, it is important to consider not only *what* they communicate, but also *how* they communicate it, and how it comes across. Furthermore, they need to be able to adjust to changes in stance of the patient.

The audio–visual setup in the *Patient Consultation Corpus* allows us to make use of annotation schemes that examine: intent behind communication (e.g. Verbal Response Modes (VRM; Stiles 1992); the form of communication (e.g., Interaction



out a consultation with a patient that is being portrayed by an actor playing to a specified persona. This use of healthcare simulation overcame significant ethical and practical issues that would have arisen with using real consultations. Ethically, it is difficult to record patient consultations without affecting the process of the consultation itself. Practically, consultations between a patient and multiple healthcare professionals (at the same time) are rare, but are nevertheless useful—for instance, in identifying areas of overlap between two specialisations as and when they arise.

The personas portrayed by the actors were created using an iterative design process that took into account a range of factors to ensure that the patients were as realistic as possible. These included personality traits, as well as types of complications that might be faced by patients with their specific medical condition.

We also examined different perspectives from which the corpus can be analysed, thanks to its multi-modal nature. These perspectives are: models of structured dialogue, using Inference Anchoring Theory (IAT); virtual agent design, using the MUMIN annotation scheme; and coaching communication and interpersonal stance, using Verbal Response Modes (VRM), Interaction Process Analysis (IPA), and Interpersonal Circumplex (IPC). In future work, we intend to annotate the entire corpus from the three perspectives described above, including the use of other annotation schemes for these same purposes. This will further enrich the available data, but will also act as a catalyst for identifying overlapping areas between the different schemes. Furthermore, we intend to critically evaluate the quality of the corpus by using reflections from the participants that were captured informally between sessions.

**Acknowledgements** This work was supported by the European Union’s Horizon 2020 Research and Innovation Programme under Grant Agreement #769553. This result only reflects the authors’ view and the EU is not responsible for any use that may be made of the information it contains. The authors are also grateful to the anonymous reviewers, and to colleagues for their comments and feedback on earlier versions of this work; we are also particularly grateful to John Lawrence for rendering Fig. 6.

**Open Access** This article is licensed under a Creative Commons Attribution 4.0 International License, which permits use, sharing, adaptation, distribution and reproduction in any medium or format, as long as you give appropriate credit to the original author(s) and the source, provide a link to the Creative Commons licence, and indicate if changes were made. The images or other third party material in this article are included in the article’s Creative Commons licence, unless indicated otherwise in a credit line to the material. If material is not included in the article’s Creative Commons licence and your intended use is not permitted by statutory regulation or exceeds the permitted use, you will need to obtain permission directly from the copyright holder. To view a copy of this licence, visit <http://creativecommons.org/licenses/by/4.0/>.

## References

- Allwood, J., Cerrato, L., Jokinen, K., Navarretta, C., & Paggio, P. (2007). The MUMIN coding scheme for the annotation of feedback, turn management and sequencing phenomena. *Language Resources and Evaluation*, 41(3–4), 273–287.
- Bales, R. F. (1951). *Interaction process analysis—A method for the study of small groups*. Boston: Addison-Wesley Press.



- Barnett, K., Mercer, S. W., Norbury, M., Watt, G., Wyke, S., & Guthrie, B. (2012). Epidemiology of multimorbidity and implications for health care, research, and medical education: A cross-sectional study. *The Lancet*, *380*, 37–43.
- Barrows, H. S., et al. (1993). An overview of the uses of standardized patients for teaching and evaluating clinical skills. *Academic Medicine*, *68*, 443–443.
- Brône, G., & Oben, B. (2015). Insight interaction: A multimodal and multifocal dialogue corpus. *Language Resources and Evaluation*, *49*(1), 195–214.
- Budzynska, K., & Reed, C. (2011). *Whence inference?*. Technical report. University of Dundee.
- Coleman, T. (2000). Using video-recorded consultations for research in primary care: Advantages and limitations. *Family Practice*, *17*(5), 422–427.
- Faison, E. (1954). Handbook on training and training equipment design. *Educational Technology Research and Development*, *2*(4), 317–318.
- Gaba, D. M. (2004). The future vision of simulation in health care. *BMJ Quality and Safety in Health Care*, *13*(Suppl 1), i2–i10.
- Janier, M., & Reed, C. (2016). Corpus resources for dispute mediation discourse. In: N. Calzolari, K. Choukriand, T. Declercqand, S. G. M. Grobelnik, B. Maegaard, J. Mariani, H. Mazo, A. Moreno, J. Odijk & S. Piperidis (Eds.), *Proceedings of the tenth international conference on language resources and evaluation (LREC '16)* (pp 1014–1021).
- Janier, M., Lawrence, J., & Reed, C. (2012). OVA+: An argument analysis interface. In: S. Parsons, N. Oren, C. Reed & F. Cerutti (Eds.), *Proceedings of the fifth international conference on computational models of argument (COMMA 2014)*, Pitlochry, Scotland (pp 463–464).
- Kaplonyi, J., Bowles, K. A., Nestel, D., Kiegaldie, D., Maloney, S., Haines, T., et al. (2017). Understanding the impact of simulated patients on health care learners' communication skills: A systematic review. *Medical Education*, *51*(12), 1209–1219.
- Ker, J., & Bradley, P. (2010). Simulation in medical education. In *Understanding medical education: Evidence, theory and practice* (pp. 175–192). Oxford: Wiley-Blackwell.
- Lane, J. D., McCaskill, C. C., Williams, P. G., Parekh, P. I., Feinglos, M. N., & Surwit, R. S. (2000). Personality correlates of glycemic control in type 2 diabetes. *Diabetes Care*, *23*(9), 1321–1325.
- Leary, T. (1957). *Interpersonal diagnosis of personality—A functional theory and methodology for personality evaluation*. New York: Ronald Press.
- Martin, E., & Martin, P. (1984). The reactions of patients to a video camera in the consulting room. *Journal of the Royal College of General Practitioners*, *34*(268), 607–610.
- Paggio, P., & Navarretta, C. (2017). The Danish NOMCO Corpus: Multimodal interaction in first acquaintance conversations. *Language Resources and Evaluation*, *51*(2), 463–494.
- Reeves, S., Pelone, F., Harrison, R., Goldman, J., & Zwarenstein, M. (2017). Interprofessional collaboration to improve professional practice and healthcare outcomes. *Cochrane Database of Systematic Reviews*, *6*(6), CD000072.
- Richmond, V. P., McCroskey, J. C., & Payne, S. K. (1991). *Nonverbal behavior in interpersonal relations*. Englewood Cliffs, NJ: Prentice Hall.
- Searle, J. R. (1969). *Speech acts: An essay in the philosophy of language*. Cambridge: Cambridge University Press.
- Snaith, M., & Reed, C. (2016). Dialogue grammar induction. In: D. Mohammed & M. Lewinski (Eds.), *Studies in logic and argumentation, studies in logic and argumentation, 1st European conference on argumentation: Argumentation and reasoned action*, College Publications (Vol. 1), June 9, 2015–June 12, 2015. <http://www.ecargument.org/>.
- Stiles, W. (1992). *Describing talk: A taxonomy of verbal response modes*. Newbury Park, CA: SAGE Publications.
- Vinciarelli, A., Pantic, M., & Bourlard, H. (2009). Social signal processing: Survey of an emerging domain. *Image and Vision Computing*, *27*(12), 1743–1759.
- Wolff, J., Starfield, B., & Anderson, G. (2002). Prevalence, expenditures, and complications of multiple chronic conditions in the elderly. *Archives of Internal Medicine*, *162*, 2269–2276.
- World Health Organization. (2010). *Global status report on noncommunicable diseases*. Retrieved March, 2019, from [https://www.who.int/nmh/publications/ncd\\_report2010/en/](https://www.who.int/nmh/publications/ncd_report2010/en/).