



**HAL**  
open science

# EPIPHYTIC DIATOMS AS WATER QUALITY INDICATORS IN SPANISH SHALLOW LAKES

S Blanco, L Ector, E Bécares

► **To cite this version:**

S Blanco, L Ector, E Bécares. EPIPHYTIC DIATOMS AS WATER QUALITY INDICATORS IN SPANISH SHALLOW LAKES. *Vie et Milieu / Life & Environment*, 2004, pp.71-79. hal-03218062

**HAL Id: hal-03218062**

**<https://hal.sorbonne-universite.fr/hal-03218062>**

Submitted on 5 May 2021

**HAL** is a multi-disciplinary open access archive for the deposit and dissemination of scientific research documents, whether they are published or not. The documents may come from teaching and research institutions in France or abroad, or from public or private research centers.

L'archive ouverte pluridisciplinaire **HAL**, est destinée au dépôt et à la diffusion de documents scientifiques de niveau recherche, publiés ou non, émanant des établissements d'enseignement et de recherche français ou étrangers, des laboratoires publics ou privés.

## EPIPHYTIC DIATOMS AS WATER QUALITY INDICATORS IN SPANISH SHALLOW LAKES

S. BLANCO<sup>1,2\*</sup>, L. ECTOR<sup>2</sup>, E. BÉCARES<sup>1</sup>

<sup>1</sup> Área de Ecología, Universidad de León, 24071 León, Spain

<sup>2</sup> Public Research Centre – Gabriel Lippmann, CREBS, 162a Av. Faïencerie, 1511, Luxembourg  
Corresponding author: degsbl@unileon.es

EPIPHYTIC DIATOMS  
BACILLARIOPHYCEAE  
SHALLOW LAKES  
WATER QUALITY  
BIOMONITORING  
NUTRIENTS  
TROPIC STATE  
DIATOM INDICES  
WATER FRAMEWORK DIRECTIVE  
MEDITERRANEAN REGION

**ABSTRACT** – The Water Framework Directive (WFD) requires that the European Union countries determine the biological state of their waters with respect to sites of high quality. Despite bioindicators have been widely applied in running waters and deep lakes throughout all Europe, little is known about their applicability in shallow lakes. In this context, the objective of this work is to check the effectiveness of epiphytic diatoms as indicators of the trophic state in six shallow lakes of León Province (NW Spain). Epiphyton was sampled from helophyte stems in six shallow lakes covering different ecological conditions. A significant correlation was found between the total nitrogen concentration and the diatom indices SPI (Specific Polluosensitivity Index) and BDI (Biological Diatom Index), this correlation being lower with respect to the total phosphorus concentration. The classification of the lakes according to the trophic and saprobic levels based on diatoms corresponds to that obtained from the analysis of the limnological and chemical parameters of the studied systems. Despite the use of these indices has been traditionally limited to rivers and channels, our results show the effectiveness of epiphytic diatoms as biological indicators of the quality of water in Mediterranean shallow lakes and the applicability of common diatom indices for biomonitoring purposes in these aquatic ecosystems.

DIATOMÉES ÉPIPHYTES  
BACILLARIOPHYCEAE  
LACS PEU PROFONDS  
QUALITÉ DE L'EAU  
BIOMONITORING  
NUTRIMENTS  
ÉTAT TROPHIQUE  
INDICES DIATOMIQUES  
DIRECTIVE CADRE SUR L'EAU  
RÉGION MÉDITERRANÉENNE

**RÉSUMÉ** – La Directive Cadre sur l'Eau (WFD) exige que les pays membres de l'Union Européenne déterminent l'état biologique des eaux continentales en référence à des sites de haute qualité. Même si les bioindicateurs ont été largement appliqués dans les eaux courantes et les lacs profonds en Europe, ils ont peu été utilisés dans les lacs peu profonds. Dans ce contexte, l'objectif de ce travail a été de vérifier l'efficacité des Diatomées épiphytes comme indicateurs de l'état trophique dans six lacs peu profonds de la Province de León (NO de l'Espagne). L'épiphyton a été échantillonné sur les tiges des hélophytes dans six lacs peu profonds qui couvrent un vaste spectre de conditions écologiques. Une corrélation significative a été trouvée entre la concentration en azote total et les indices diatomiques SPI et BDI. La corrélation est moindre avec le phosphore total. La classification des lacs selon les indices trophique et saprobique basée sur les Diatomées correspond à celle obtenue par l'analyse des paramètres limnologiques des systèmes étudiés. Bien qu'habituellement l'utilisation de ces indices soit limitée aux faciès lotiques, nos résultats démontrent l'efficacité des Diatomées comme indicateurs de la qualité de l'eau dans les lacs peu profonds méditerranéens et l'applicabilité des indices diatomiques traditionnels pour le biomonitoring de ces écosystèmes aquatiques lacustres.

### INTRODUCTION

In order to follow the requirements of European Union Water Framework Directive (European Parliament & The Council of the European Union 2000), state members are developing several methods to assess the biological quality of their waters using bioindicators. The final goal is to determine the quality state with respect to high-quality sites.

During the last 30 years, diatoms have been successfully used as biological indicators in streams and deep lakes (Descy 1976, Lange-Bertalot 1979, Round 1991, Whitton *et al.* 1991, Hoffman 1994, Whitton & Rott 1996, Dell'Uomo & Grandoni 1997, Dell'Uomo *et al.* 1999, Prygiel *et al.* 1999b, Eloranta *et al.* 2002). Some studies have demonstrated the efficacy of planktonic and/or periphytic diatoms as indicators of trophic status in shallow lakes and wetlands (Hawes & Smith 1993,

McCormick & O'Dell 1996, McCormick *et al.* 1996, Mayer & Galatowitsch 1999, King *et al.* 2000, Pan *et al.* 2000, Kitner & Poulícková 2003). This corresponds to the experimental evidence that relates the concentration of nutrients (mainly N and P) and the composition and abundance of the diatom community in these ecosystems (Fairchild & Everett 1988, Blanco *et al.* 2003). This work presents results concerning six lakes in León Province (NW Spain), covering a wide range of nutrient concentration. The study is part of the pan-European project ECOFRAME focused to establish water quality typologies in shallow lakes following Water Framework Directive requirements (Moss *et al.* 2004, Nõges *et al.* 2004). Our aim is to assess the efficacy of epiphytic diatoms as indicators of the trophic and saprobic status in shallow lakes by means of the employment of common diatom indices.

## MATERIAL AND METHODS

Studied lakes (Fig. 1) surface ranged from 1.0 to 9.4 ha and their total phosphorus concentrations from 30 to 446  $\mu\text{g}\cdot\text{L}^{-1}$  (Table I). All were permanent systems at 800 m a.s.l., fully described in Fernández-Aláez *et al.* (1999a, 1999b, 2002) and Moss *et al.* (2004). Morphometric and physicochemical variables (mean depth, area, specific conductance, pH, chlorophyll *a* concentration [Chl *a*], total phosphorus and nitrogen concentrations [ $P_{\text{tot}}$ ], [ $N_{\text{tot}}$ ], Secchi depth and hydrophyte cover) were measured two times in July and August 2000 following the procedures described in Moss *et al.* 2003 and Nõges *et al.* 2004. Submersed helophyte stems (*Scirpus lacustris* L. and *Typha latifolia* L.) were sampled in July 2000 in southern exposure mats by triplicate in each lake using a Kornijów sampler (Kornijów & Kairesalo 1994). Stems were cut 2-5 cm under water surface to avoid aerial exposition and the influence of waves. Samples consisted in 4-6 fragments of stems of 10 cm length, and were preserved in 10% formaldehyde until processing. Epiphyton was removed from all the fragments using a toothbrush and diatoms were cleaned and mounted on permanent slides according to standard European and French protocols (Kelly *et al.* 1998, AFNOR 2000, CEN

2002). At least, 400 valves were counted and identified on each slide. Diatom taxonomy followed Krammer & Lange-Bertalot (1986, 1988, 1991a, 1991b), Lange-Bertalot (1993), Round *et al.* (1990) and other taxonomical reference works. Biological Diatom Index (BDI, Lenoir & Coste 1996, AFNOR 2000), Specific Polluosensitivity Index (SPI, Coste in CEMAGREF 1982, version 2003 actualised in OMNIDIA v.3) and Van Dam's trophic and saprobic values (Van Dam *et al.* 1994) were calculated using OMNIDIA software (Lecointe *et al.* 1993, 1999).

## RESULTS

Table I, middle and Fig. 2 show the main diatom taxa observed in the six shallow lakes. Typical periphyton-growing families, such as Achnanthesiaceae and Gomphonemataceae were dominant in many lakes (Fig. 3). Centric diatoms were found exceptionally. In Lake La Baña, *Eunotia naegeli* Migula accounted for more than 80% in abundance of all taxa. This species is rarely reported in the Iberian freshwater phycoflora (Varela 1983, Catalán *et al.* 1993, Almeida 1998, Aboal *et al.* 2003). *Achnanthes minutissimum* (Kützing) Czarnecki was the most abundant species in three of the lakes (Villaverde, Redos and Laguna Grande), while the morphologically similar *Gomphonema* aff. *angustatum* (Kützing) Rabenhorst, *G. parvulum* f. *saprophila* Lange-Bertalot & Reichardt and *G. aff. gracile* Ehrenberg dominated in Lake Villadangos. The highest species richness appeared in Lake Zotes, where *G. parvulum* and Nitzschiaceae (*Nitzschia fonticola* Grunow and *N. amphibia* Grunow) dominated (Fig. 3). *Nitzschia radícula* Hustedt, in Lake Laguna Grande, is the first record of this species in the Iberian Peninsula (Aboal *et al.* 2003). Diatom indices and corresponding water quality status categories are shown in Table I, bottom. Lakes La Baña and Villaverde are considered oligotrophic, while Zotes and Villadangos are eutrophic, the rest fitting in different degrees of mesotrophy. Only Lake La Baña is oligosaprobic, the others being  $\beta$ -mesosaprobic or reaching the  $\alpha$ -meso-

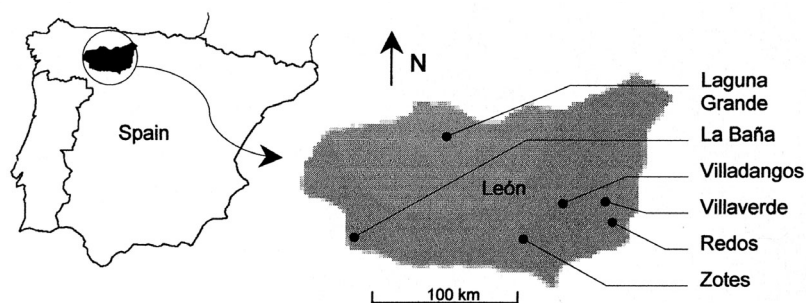


Fig. 1. Geographic location of the studied shallow lakes in Spain and León Province

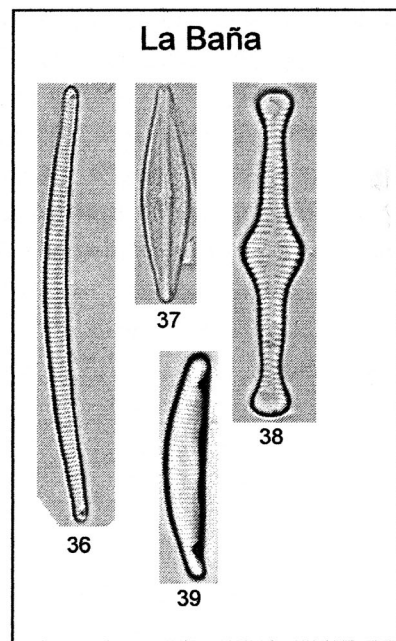

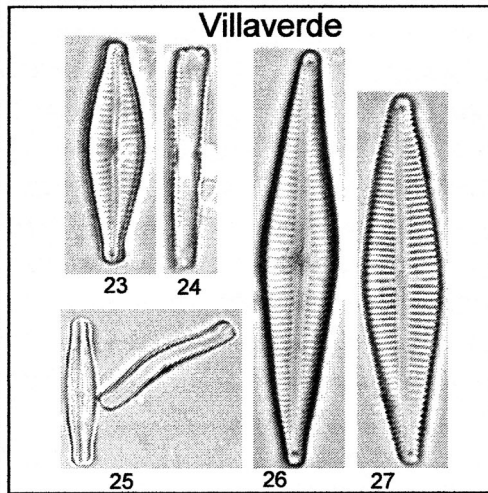

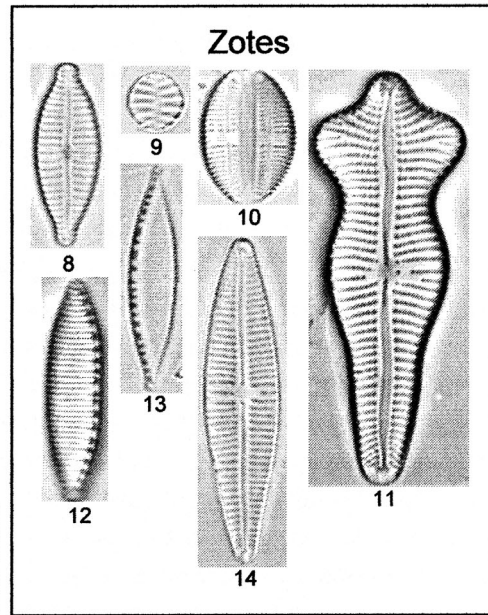
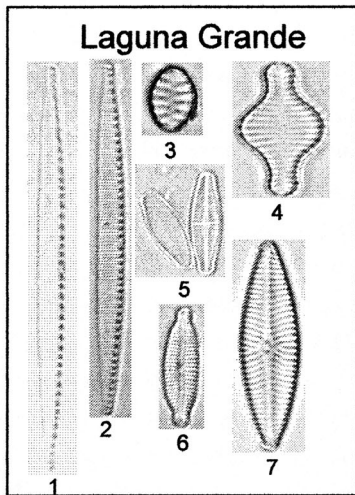
Table I. – Top, Limnological and chemical characteristics of the studied lakes. Average summer values. Data from Moss *et al.* (2004). Middle, Main diatom taxa ( $\geq 1$  % abundance) found in the six shallow lakes of León Province (NW Spain). Bottom, Diatom indices values SPI (Coste in CEMAGREF 1982) and BDI (Lenoir & Coste 1996, AFNOR 2000) and corresponding biological quality status categories, trophic and saprobic status (Van Dam *et al.* 1994) for the studied lakes. See Material and methods for details.

Lake	Mean depth (m)	Area (ha)	Conductivity ( $\mu\text{S}\cdot\text{cm}^{-1}$ )	pH	[P <sub>tot</sub> ] ( $\mu\text{g}\cdot\text{L}^{-1}$ )	[N <sub>tot</sub> ] ( $\mu\text{g}\cdot\text{L}^{-1}$ )	[Chl a] ( $\mu\text{g}\cdot\text{L}^{-1}$ )	Secchi depth (m)	Hydrophyte cover
La Baña	1.1	6.5	9	5.9	30	380	2	> 1.1	25-50 %
Villaverde	0.6	1.7	128	7.5	77	860	6	> 0.6	< 25 %
Redos	0.6	1.0	86	9.6	54	300	21	> 0.6	> 50 %
Laguna Grande	1.3	2.5	111	9.6	55	480	34	1.0	< 25 %
Villadangos	0.4	9.4	234	7.3	446	2250	81	0.35	0 %
Zotes	0.9	1.0	339	7.9	102	3750	30	0.8	0 %

Taxon	Code
<i>Achnanthydium</i> sp.	ACHS
<i>Achnanthydium minutissimum</i> (Kützing) Czarnecki	ADMI
<i>Achnanthydium saprophilum</i> (Kobayasi & Mayama) Round & Bukhtiyarova	ADSA
<i>Amphora pediculus</i> (Kützing) Grunow	APED
<i>Brachysira neoexilis</i> Lange-Bertalot	BNEO
<i>Cocconeis placentula</i> var. <i>lineata</i> (Ehrenberg) Van Heurck	CPLI
<i>Craticula submolesta</i> (Hustedt) Lange-Bertalot	CSBM
<i>Encyonema silesiacum</i> (Bleisch) D.G. Mann	ESLE
<i>Encyonopsis microcephala</i> (Grunow) Krammer	ENCM
<i>Eunotia incisa</i> Gregory	EINC
<i>Eunotia naegelii</i> Migula	ENAE
<i>Fragilaria capucina</i> Desmazières var. <i>capucina</i>	FCAP
<i>Fragilaria capucina</i> var. <i>vaucheriae</i> (Kützing) Lange-Bertalot	FCVA
<i>Gomphonema acuminatum</i> Ehrenberg	GACU
<i>Gomphonema</i> aff. <i>angustum</i> (Kützing) Rabenhorst	GANG
<i>Gomphonema clavatum</i> Ehrenberg	GCLA
<i>Gomphonema exilissimum</i> (Grunow) Lange-Bertalot & Reichardt	GEXL
<i>Gomphonema gracile</i> Ehrenberg	GGRA
<i>Gomphonema lagenula</i> Kützing	GLAG
<i>Gomphonema parvulum</i> Kützing var. <i>parvulum</i> f. <i>parvulum</i>	GPAR
<i>Gomphonema parvulum</i> f. <i>saprophila</i> Lange-Bertalot & Reichardt	GPAS
<i>Gomphonema pumilum</i> (Grunow) Reichardt & Lange-Bertalot	GPUM
<i>Navicula cryptocephala</i> Kützing	NCRY
<i>Navicula cryptotenella</i> Lange-Bertalot	NCTE
<i>Nitzschia amphibia</i> Grunow	NAMP
<i>Nitzschia fonticola</i> Grunow	NFON
<i>Nitzschia lacuum</i> Lange-Bertalot	NILA
<i>Nitzschia palea</i> (Kützing) W. Smith	NPAL
<i>Nitzschia radícula</i> Hustedt	NZRA
<i>Stausira construens</i> (Ehrenberg) Williams & Round	SCON
<i>Stausirella pinnata</i> (Ehrenberg) Williams & Round	SPIN
<i>Tabellaria flocculosa</i> (Roth) Kützing	TFLO
<i>Ulnaria ulna</i> (Nitzsch) Compère	UULN

Lake	SPI / Ecological quality status	BDI / Ecological quality status	Trophic status (Van Dam <i>et al.</i> 1994)	Saprobic status (Van Dam <i>et al.</i> 1994)
La Baña	20.0 / High	19.9 / High	Oligotrophic	Oligosaprobic
Villaverde	18.9 / High	18.0 / High	Oligotrophic	$\beta$ -Mesosaprobic
Redos	19.2 / High	17.7 / High	Oligo-mesotrophic	$\beta$ -Mesosaprobic
Laguna Grande	17.5 / High	16.7 / Good	Meso-eutrophic	$\beta$ -Mesosaprobic
Villadangos	10.9 / Moderate	12.0 / Moderate	Eutrophic	$\alpha$ -Meso-polysaprobic
Zotes	11.1 / Moderate	11.4 / Moderate	Eutrophic	$\beta$ -Mesosaprobic

Fig. 2. Main diatom taxa observed. Scale bar: 10  $\mu\text{m}$ . 1-2: *Nitzschia radícula*. 3: *Stausirella pinnata*. 4: *Stausira construens*. 5: *Achnanthydium minutissimum*. 6: *Encyonopsis microcephala*. 7: *Navicula cryptotenella*. 8: *Gomphonema parvulum*. 9: *Stausirella pinnata*. 10: *Amphora pediculus*. 11: *Gomphonema acuminatum*. 12: *Nitzschia amphibia*. 13: *Nitzschia fonticola*. 14: *Gomphonema gracile*. 15: *Navicula cryptocephala*. 16: *Gomphonema pumilum*. 17: *Cocconeis placentula* var. *lineata*. 18: *Encyonopsis* aff. *microcephala*. 19: *Fragilaria capucina*. 20: *Encyonema silesiacum*. 21: *Achnanthydium minutissimum*. 22-24: *Gomphonema exilissimum*. 25: *Achnanthydium minutissimum*. 26-27: *Gomphonema gracile*. 28: *Navicula cryptocephala*. 29: *Gomphonema* aff. *gracile*. 30-32: *Gomphonema* aff. *angustum*. 33: *Gomphonema* aff. *lagenula*. 34: *Fragilaria capucina* var. *vaucheriae*. 35: *Gomphonema parvulum* var. *parvulum* f. *saprophila*. 36: *Eunotia naegelii*. 37: *Brachysira neoexilis*. 38: *Tabellaria flocculosa*. 39: *Eunotia incisa*.






Fig. 3. Relative abundance (%) of diatom taxa in the epiphytic samples of the six shallow lakes. See taxa codes in Table I.

polysaprobicity in Lake Villadangos (Table I, bottom). BDI and SPI output did not differ significantly ( $t$ -test: 0.22, n.s.).  $\log [N_{tot}]$  was significantly ( $p < 0.05$ ) correlated to BDI and SPI (Fig. 4). Regression coefficient values were lower in the case of the total phosphorus concentrations. SPI and BDI are not significantly correlated to  $\log [P_{tot}]$ .

## DISCUSSION

It has been stated that the structure and dynamics of shallow lakes differ significantly from that of the deep ones (Jeppesen 1998, Scheffer 1998). Since the concentration of nutrients is higher in shallow lakes (see e.g. Quirós 2001), the traditional classification of lake trophic status according to several physicochemical variables (Vollenweider & Kerekes 1980, Wetzel 1983, Novotny & Olem 1994) cannot be strictly applied to shallow lakes, especially in the Mediterranean region. As conse-

quence of natural eutrophication and of much higher nutrient variations in shallow than deep lakes, different TP and chlorophyll *a* concentrations have to be chosen as explaining ranges for shallow lake functioning (Jeppesen *et al.* 2000). In our study, lakes such as La Baña or Villaverde, will fit within the oligotrophic or the eutrophic categories depending on the variable chosen for the classification (summer [Chl *a*] and  $[P_{tot}]$ , respectively). Thus, the use of more integrative indicators such as diatoms would probably achieve a more realistic approach for water quality assessment in these ecosystems. In this work, diatom abundances were distributed accordingly to their autoecological valences (Coste in CEMAGREF 1982, Van Dam *et al.* 1994, Lenoir & Coste 1996) within the different trophic status in the lakes, suggesting that these parameters, calculated from running rivers but also low channels and ditches, are also applicable to lentic facies in shallow lakes. However, our preliminary dataset do not let us to state whether there are typical lacustrine species with poorly known ecological ranks. In any case, three major problems can be inferred from our results about the applica-

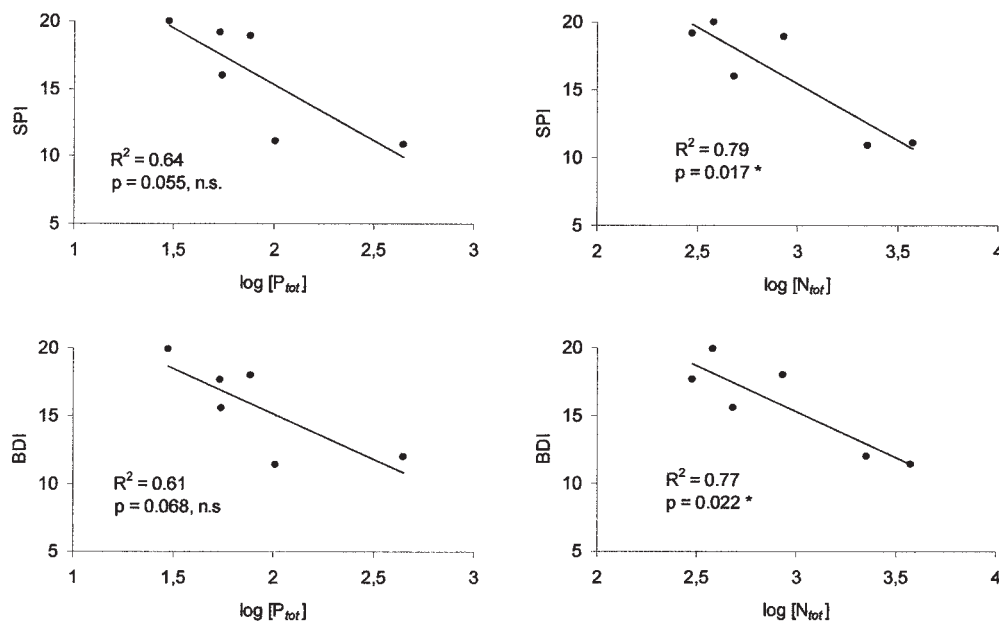


Fig. 4. Correlation between diatom indices (SPI, BDI) and total phosphorus or total nitrogen concentrations (log units).

bility of these diatom indices: a) the dominance of euryoic species such as *Achnanthydium minutissimum* sensu lato in many of the studied lakes, b) the dominance of taxa such as *Eunotia naegelii* that are not taken into account for the calculation of some indices (e.g. BDI), c) the presence of species complexes that are difficult to identify using standard taxonomic techniques (e.g. *Gomphonema* species in Lake Villadangos).

These facts could explain to a certain extent the discrepancy between the SPI and BDI values in some lakes and, thus, the presence of outlier points in the log [P<sub>tot</sub>] regression lines (Fig. 4). In order to avoid these and other effects, constant efforts are being done in France and other European countries for the improvement of indices calculation by intercalibration tests (Prygiel *et al.* 1999a, 2002). A new BDI version will be available in OMNIDIA version 4 at the beginning of 2004 including the new investigations about the diatom ecology of hundreds new sampling sites of all France (J Prygiel pers comm) and other countries of Europe. New methods could also be tested or adapted in south of Europe, for instance the trophic indication methods (P and N) elaborated in Austrian rivers by Rott *et al.* (1999, 2003).

Cazaubon (1996) summarizes methodological problems of the use of epiphyton for biomonitoring in rivers. The relationship between epiphyton and water chemistry has been demonstrated (Lakatos 1989, Ács *et al.* 1991, 1994, Cambra 1992, 1993) and submerged macrophytes have been recommended over emergent ones (helophytes) for routine monitoring (Kelly *et al.* 1998). Nevertheless hydrophytes are absent in lakes when planktonic

chlorophyll *a* is high (Scheffer 1998), and differences in the epiphytic communities among macrophyte species or plant parts have proved to be significant (Cattaneo & Kalff 1980, Eminson & Moss 1980, Blindow 1987, Cattaneo *et al.* 1998, Romo & Galanti 1998). Such differences can be reduced increasing the number of replications (Iserentant & Versailles 1989) or using the same macrophyte species, which strongly decrease the applicability of these substrates. In comparison with rivers, where stones or sediments are always present as common substrates for attached algae, only the submerged part of helophytes and sediments can be considered as universal substrates in shallow lakes. *Typha* spp., *Scirpus* spp., *Phragmites* spp. and other emergent species are commonly found in any lentic systems, and studies have proved the homogeneity of their periphytic communities, as long as their composition is more related to chemical characteristics of the lake water than to the type of plant substrates (Cattaneo *et al.* 1998), especially in eutrophic systems (Eminson & Moss 1980). Moreover, differences in the epiphytic community between dead and alive stems have proved to be no significant (Caput & Plenkovic-Moraj 2000), which value helophytes as useful substrata for sampling in any season. Helophytes present additional advantages: in order to avoid shading from phytoplankton (Hansson 1992) and the deposition of suspended solids and dead algae (frustules or valves), vertical surfaces have been recommended for sampling in slow-flowing waters (Kelly *et al.* 1998). Moreover, they present comparatively regular architectures and easily measurable surfaces allowing also quantitative estimations of periphytic productivity, al-

most impracticable in the case of several hydrophytes.

A few comparative studies have been done using diatom indices from epilithon and epiphyton samples. Hoffman (1994) found minor differences using Van Dam's values in German lakes. Similar results report Lenoir & Coste (1994) applying the SPI in French rivers.

In conclusion, our results support the hypothesis that epiphytic diatoms, especially on helophyte stems (*Scirpus lacustris* and *Typha latifolia*), are valid biological indicators for shallow lakes. The changes observed in the diatom communities responded quantitatively and qualitatively to the trophic status of the lakes, allowing the application of biological indices. As far as the lack of specific indices for lentic waters, SPI, BDI and Van Dam's trophic values can be used for the assessment of water quality status in shallow lakes. The design of a standardized biomonitoring protocol for these ecosystems and the evaluation of substrata-periphyton interactions effect over diatom indices are future research targets.

ACKNOWLEDGEMENTS. – Authors are grateful to C Bouillon, HM Cauchie, L Hoffmann, V Huck, O Monnier, F Rimet & L Tudesque for their assistance. Three anonymous reviewers are thanked for their useful comments on the manuscript. This work was funded by the European Community project ECOFRAME (EVK1-CT-1999-00039), by the Iberian Continental Algae Flora Project (Ministry of Science and Technology, REN2002-04397-C03-02/GLO) and by a Public Research Centre – Gabriel Lippmann grant to S Blanco.

## REFERENCES

- Aboal M, Álvarez-Cobelas M, Cambra J, Ector L 2003. Floristic list of non-marine diatoms (Bacillariophyceae) of Iberian Peninsula, Balearic Islands, and Canary Islands. Updated taxonomy and bibliography. *Diat Monogr* 4: 1-639.
- Ács É, Buczkó K, Lakatos G 1991. A Velencei-Tó és a Fertő nádbevonatának összehasonlító algológiai elővizsgálata (Comparative algological study of the reed-periphyton in lake Velencei and lake Fertő). *Bot Közlem* 78: 95-111.
- Ács É, Buczkó K, Lakatos G 1994. Changes in the mosaic-like water surfaces of the Lake Velence as reflected by reed periphyton studies. *Studia Bot Hung* 25: 5-19.
- AFNOR 2000. Norme française NF T 90-354. Détermination de l'Indice Biologique Diatomées (IBD), Association Française de Normalisation, 63 p.
- Almeida SFP 1998. Utilização das diatomáceas na avaliação da qualidade das águas doces (Use of diatoms for freshwater quality evaluation). Ph D Diss Univ Aveiro, Depart Biol, 524 p.
- Blanco S, Fernández-Aláez M, Bécares E, Romo S, Ector L 2003. Etude expérimentale sur l'interaction des communautés de diatomées épiphytes et du réseau trophique d'un lac peu profond (Lac de Sentiz, León, Espagne). *Bull Soc Sci Nat Ouest Fr Suppl.* 2: 288-304.
- Blindow I 1987. The composition and density of epiphyton on several species of submerged macrophytes. The neutral hypothesis tested. *Aquat Bot* 29: 157-168.
- Cambra J 1992. Distribución de las algas epifíticas en sistemas lacustres de Cataluña (N.E. de España). *Bot Complutensis* 17: 23-45.
- Cambra J 1993. Contribució al coneixement de les algues epifítiques en llacunes litorals. *Collect Bot* 22: 25-38.
- Caput K, Plenkovic-Moraj A 2000. Epiphytic diatoms on sawgrass (*Cladium mariscus*) in the karstic Plitvice Lakes, Croatia. *Biol Bratisl* 55: 343-350.
- Catalán J, Ballesteros E, García E, Palau A, Camarero L 1993. Chemical composition of disturbed and undisturbed high-mountain lakes in the Pyrenees: a reference for acidified sites. *Wat Res* 27: 133-141.
- Cattaneo A, Kalff J 1980. The relative contribution of aquatic macrophytes and their epiphytes to the production of macrophytes beds. *Limnol Oceanogr* 25: 280-289.
- Cattaneo A, Gaetano G, Gentinetta S, Romo S 1998. Epiphytic algae and macroinvertebrates on submerged and floating-leaved macrophytes in an Italian lake. *Freshwat Biol* 39: 725-740.
- Cazaubon A 1996. Algal epiphytes, a methodological problem in river monitoring. In Whitton BA, Rott E eds. Use of Algae for Monitoring Rivers II. Institut Botanik, Univ Innsbruck, Innsbruck: 47-50.
- CEMAGREF 1982. Étude des méthodes biologiques d'appréciation quantitative de la qualité des eaux. Rapport Q. E. Lyon – A. F. Bassin Rhône-Méditerranée-Corse, 218 p.
- CEN 2002. CEN/TC 230. prEN 13946. Water quality. Guidance standard for the routine sampling and pretreatment of benthic diatoms from rivers, 14 p.
- Dell'Uomo A, Grandoni P 1997. Diatomee e qualità dell'acqua: biomonitoraggio del Fiume Sentino (bacino del Fiume Esino, Marche). *S It E Atti* 18: 445-448.
- Dell'Uomo A, Pensieri A, Corradetti D 1999. Diatomées épilithiques du fleuve Esino (Italie centrale) et leur utilisation pour l'évaluation de la qualité biologique de l'eau. *Cryptog Algal* 20: 253-269.
- Eloranta P, Soinen J 2002. Ecological status of some Finnish rivers evaluated using benthic diatom communities. *J Appl Phycol* 14: 1-7.
- Eminson D, Moss B 1980. The composition and ecology of periphyton communities in freshwaters. 1: The influence of host type and external environment on community composition. *Br Phycol J* 15: 429-446.
- European Parliament & The Council of the European Union 2000. Directive 2000/60/EC of the European Parliament and of the Council establishing a framework for the Community action in the field of water policy. *Off J Eur Comm* 327: 1-72.
- Descy JP 1976. Utilisation des algues benthiques comme indicateurs biologiques de la qualité des eaux courantes. In Pesson P ed, La Pollution des Eaux Continentales. Gauthiers-Villars, Paris: 149-172.
- Fairchild GW, Everett AC 1988. Effects of nutrient (N, P, C) enrichment upon periphyton standing crop, spe-



- cies composition and primary production in an oligotrophic softwater lake. *Freshwat Biol* 19: 57-70.
- Fernández-Aláez C, Fernández-Aláez M, Bécares E 1999a. Influence of water level fluctuation on macrophytic vegetation in temporary lakes. *Hydrobiologia* 415: 155-162.
- Fernández-Aláez M, Fernández-Aláez C, Bécares E 1999b. Nutrient content in macrophytes in Spanish shallow lakes. *Hydrobiologia* 408/409: 317-326.
- Fernández-Aláez M, Fernández-Aláez C, Rodríguez S, Bécares E 2002. Evaluation of the state of conservation of shallow lakes in the province of León (Northwest Spain) using botanical criteria. *Limnetica* 17: 101-117.
- Hansson LA 1992. Factors regulating periphytic algal biomass. *Limnol Oceanogr* 37: 322-328.
- Hawes I, Smith R 1993. Effect of localized enrichment on the shallow epilithic periphyton of oligotrophic Lake Taupo, New Zealand. *N Z J Mar Freshwat Res* 27: 365-372.
- Hoffman G 1994. Aufwuchs-Diatomeen in Seen und ihre Eignung als Indikatoren der Trophie. *Bibl Diatomol* 30: 1-241.
- Iserentant R, Versailles A 1989. A comparison between artificial and natural substrates for estimation of water quality indices from diatom communities analysis. In Bohác J, Růžička V eds, Proc V<sup>th</sup> Int Conf Bioindicators Deterioration Regionis. Inst Landscape Ecology CAS, České Budějovice: 262-268.
- Jeppesen E 1998. The ecology of shallow lakes – Trophic interactions in the Pelagial. Ph D Diss National Environmental Research Institute, Roskilde, 358 p.
- Jeppesen E, Jensen JP, Søndergaard M, Lauridsen T, Landkildehus F 2000. Trophic structure, species richness and biodiversity in Danish lakes: changes along a phosphorus gradient. *Freshwat Biol* 45: 201-218.
- Kelly MG, Cazaubon A, Coring E, Dell'Uomo A, Ector L, Goldsmith B, Guasch H, Hürlimann J, Jarlman A, Kawecka B, Kwadrans J, Laugaste R, Lindstrøm EA, Leitao M, Marvan P, Padisák J, Pipp E, Prygiel J, Rott E, Sabater S, Van Dam H, Vizinet J 1998. Recommendations for the routine sampling of diatoms for water quality assessments in Europe. *J Appl Phycol* 10: 215-224.
- King L, Barker P, Jones RI 2000. Epilithic algal communities and their relationship to environmental variables in lakes of the English Lake District. *Freshwat Biol* 45: 425-442.
- Kitner M, Poulícková A 2003. Littoral diatoms as indicators for the eutrophication of shallow lakes. *Hydrobiologia* 506-509: 519-524.
- Kornijów R, Kairesalo T 1994. A simple apparatus for sampling epiphytic communities associated with emergent macrophytes. *Hydrobiologia* 294: 141-143.
- Krammer K, Lange-Bertalot H 1986. Bacillariophyceae, 1 Teil: Naviculaceae. In Pascher A, Ettl H, Gerloff J, Heynig H, Mollenhauer D eds, Süßwasserflora von Mitteleuropa, Gustav Fischer Verlag, Stuttgart, 876 p.
- Krammer K, Lange-Bertalot H 1988. Bacillariophyceae, 2 Teil: Bacillariaceae, Epithemiaceae, Surirellaceae. In Pascher A, Ettl H, Gerloff J, Heynig H, Mollenhauer D eds, Süßwasserflora von Mitteleuropa, Gustav Fischer Verlag, Stuttgart, 596 p.
- Krammer K, Lange-Bertalot H 1991a. Bacillariophyceae, 3 Teil: Centrales, Fragilariaceae, Eunotiaceae. In Pascher A, Ettl H, Gerloff J, Heynig H, Mollenhauer D eds, Süßwasserflora von Mitteleuropa, Gustav Fischer Verlag, Stuttgart, 576 p.
- Krammer K, Lange-Bertalot H 1991b. Bacillariophyceae, 4 Teil: Achnantheaceae. Kritische Ergänzungen zu *Navicula* (Lineolatae) und *Gomphonema*. In Pascher A, Ettl H, Gärtner G, Gerloff J, Heynig H, Mollenhauer D eds, Süßwasserflora von Mitteleuropa, Gustav Fischer Verlag, Stuttgart, 436 p.
- Lakatos G 1989. The effect of rehabilitation on the reed-biotecton (Periphyton) in Lake Velencei (Hungary). *BFB-Bericht* 71: 135-139.
- Lange-Bertalot H 1979. Pollution tolerance of diatoms as a criterion for water quality estimation. *Nova Hedw Beih* 64: 285-304.
- Lange-Bertalot H 1993. 85 Neue Taxa und über 100 weitere neu definierte Taxa ergänzend zur Süßwasserflora von Mitteleuropa Vol. 2/1-4. *Bibl Diatomol* 27: 1-454.
- Lecoite C, Coste M, Prygiel J 1993. OMNIDIA software for taxonomy, calculation of diatom indices and inventories management. *Hydrobiologia* 269/270: 509-513.
- Lecoite C, Coste M, Prygiel J, Ector L 1999. Le logiciel OMNIDIA version 2, une puissante base de données pour les inventaires de diatomées et pour le calcul des indices diatomiques européens. *Cryptog Algol* 20: 132-134.
- Lenoir A, Coste M 1994. Estimation de la qualité des eaux du bassin Rhin-Meuse à l'aide des communautés de diatomées benthiques. Rapport CEMAGREF Bordeaux. Agence de l'Eau Rhin-Meuse, Moulins-les-Metz, 169 p.
- Lenoir A, Coste M 1996. Development of a practical diatom index of overall water quality applicable to the French National Water Board Network. In Whitton BA, Rott E eds. Use of Algae for Monitoring Rivers II. Institut Botanik, Univ Innsbruck, Innsbruck: 29-43.
- Mayer PM, Galatowitsch SM 1999. Diatom communities as ecological indicators of recovery in restored prairie wetlands. *Wetlands* 19: 765-774.
- McCormick PV, O'Dell MB 1996. Quantifying periphyton responses to phosphorus in the Florida Everglades: a synoptic-experimental approach. *J N Am Benthol Soc* 15: 450-468.
- McCormick PV, Rawlik PS, Lurding K, Smith EP, Sklar FH 1996. Periphyton-water quality relationships along a nutrient gradient in the northern Florida Everglades. *J N Am Benthol Soc* 15: 433-449.
- Moss B, Stephen D, Álvarez C, Bécares E, Van de Bund W, Collings SE, Van Donk E, De Eyto E, Feldmann T, Fernández-Aláez C, Fernández-Aláez M, Franken RJM, García-Criado F, Gross E, Gyllström M, Hansson LA, Irvine K, Järvalt A, Jenssen JP, Jeppesen E, Kairesalo T, Kornijów R, Krause T, Künnap H, Laas A, Lill E, Lorens B, Luup H, Miracle MR, Nöges P, Nöges T, Nykänen M, Ott I, Peczuła W, Peeters ETHM, Phillips G, Romo S, Russell V, Salujõe J, Scheffer M, Siewertsen K, Smal H, Tesch C, Timm H, Tuvikene L, Tonno I, Virro T, Vicente E, Wilson D 2004. The determination of ecological status in shallow lakes – a tested system (ECOFAME) for implementation of the European Water Framework Di-

- rective. *Aquat Conserv Mar Freshwat Ecosyst* 13: 507-549.
- Nöges P, Nöges T, Tuvikene L, Smal H, Ligeza S, Kornijów R, Peczuła W, Bécares E, García-Criado F, Álvarez-Carrera C, Fernández-Aláez C, Ferriol C, Miracle RM, Vicente E, Romo S, Van Donk E, van de Bund W, Jensen JP, Gross EM, Hansson LA, Gyllström M, Nykänen M, de Eyto E, Irvine K, Stephen D, Collings S, Moss B 2004. Factors controlling hydrochemical and trophic state variables in 86 shallow lakes in Europe. *Hydrobiologia* 506-509: 51-58.
- Novotny V, Olem H 1994. Water quality: prevention, identification and management of diffuse pollution. Van Nostrand Reinhold, New York, 1054 p.
- Pan Y, Stevenson RJ, Vaithyanathan P, Slate J, Richardson CJ 2000. Changes in algal assemblages along observed and experimental phosphorus gradients in a subtropical wetland, U.S.A. *Freshwat Biol* 44: 339-353.
- Prygiel J, Coste M, Ector L 1999a. Projets d'intercalibration européens et mise en place d'une charte de qualité diatomées pour l'IBD (et l'IPS). *Cryptog Algol* 20: 139-142.
- Prygiel J, Whitton BA, Bukowska J eds 1999b. Use of Algae for Monitoring Rivers III. Agence de l'Eau Artois-Picardie, Douai, 271 p.
- Prygiel J, Carpentier P, Almeida S, Coste M, Druart JC, Ector L, Guillard D, Honoré MA, Iserentant R, Ledeganck P, Lalanne-Cassou C, Lesniak C, Mercier I, Moncaut P, Nazart M, Nouchet N, Peres F, Peeters V, Rimet F, Rumeau A, Sabater S, Straub F, Torrisi M, Tudesque L, Van de Vijver B, Vidal H, Vizinet J, Zydek N 2002. Determination of the biological diatom index (IBD NF T 90-354): results of an intercomparison exercise. *J Appl Phycol* 14: 27-39.
- Quirós R 2001. The relationship between nitrate and ammonia concentrations in the pelagic zone of lakes. *Limnetica* 20: 1-27.
- Round FE 1991. Diatoms in river water-monitoring studies. *J Appl Phycol* 3: 129-145.
- Romo S, Galanti G 1998. Vertical and seasonal distribution of epiphytic algae on water chestnut (*Trapa natans*). *Arch Hydrobiol* 141: 483-504.
- Rott E, Pfister P, van Dam H, Pipp E, Pall K, Binder N, Ortler K 1999. Indikationslisten für Aufwuchsalgen in österreichischen Fließgewässern. Teil 2: Trophieindikation sowie geochemische Präferenzen; taxonomische und toxikologische Anmerkungen. Wasserwirtschaftskataster Herausgegeben vom Bundesministerium für Land- und Forstwirtschaft, Wasserwirtschaftskataster, Wien, 148 p.
- Rott E, Pipp E, Pfister P 2003. Diatom methods developed for river quality assessment in Austria and a cross-check against numerical trophic indication methods used in Europe. *Algol Stud* 110: 91-115.
- Round FE, Crawford RM, Mann DG 1990. The diatoms. Biology and morphology of the genera. Cambridge University Press, Cambridge, 747 p.
- Scheffer M 1998. Ecology of Shallow Lakes. Chapman & Hall, London, 384 p.
- Van Dam H, Mertens A, Sinkeldam J 1994. A coded checklist and ecological indicator values of freshwater diatoms from the Netherlands. *Neth J Aquat Ecol* 28: 117-133.
- Varela M 1983. Estructura y producción estacional de un sistema lacustre de dimensiones reducidas y amplio desarrollo de la vegetación macrofítica litoral. Competencia de macrófitos y fitoplancton por los nutrientes. Ph D Diss Univ Santiago de Compostela, 335 p.
- Vollenweider RA, Kerekes JJ 1980. Synthesis report, cooperative programme on monitoring of inland waters (eutrophication control). Reports prepared on behalf of Technical Bureau, Water Management Sector Group, Organization for Economic Cooperation & Development (OECD), Paris, 290 p.
- Wetzel RG 1983. Limnology. Saunders College Publishing, New York, 793 p.
- Whitton BA, Rott E eds 1996. Use of Algae for Monitoring Rivers II. Institut für Botanik, Univ Innsbruck, Innsbruck, 196 p.
- Whitton BA, Rott E, Friedrich G eds 1991. Use of Algae for Monitoring Rivers. Institut für Botanik, Univ Innsbruck, Innsbruck, 193 p.

Reçu le 14 novembre 2003; received November 14, 2003  
 Accepté le 6 février 2004; accepted February 6, 2004

