



HAL
open science

Copper-catalyzed transformation of alkyl nitriles to N-arylacetamide using diaryliodonium salts

Romain Sallio, Pierre-Adrien Payard, Pawel Pakulski, Iryna Diachenko, Indira Fabre, Sabine Berteina-Raboin, Cyril Colas, Ilaria Ciofini, Laurence Grimaud, Isabelle Gillaizeau

► **To cite this version:**

Romain Sallio, Pierre-Adrien Payard, Pawel Pakulski, Iryna Diachenko, Indira Fabre, et al.. Copper-catalyzed transformation of alkyl nitriles to N-arylacetamide using diaryliodonium salts. *RSC Advances*, 2021, 11 (26), pp.15885 - 15889. 10.1039/d1ra02305e . hal-03251713

HAL Id: hal-03251713

<https://hal.sorbonne-universite.fr/hal-03251713>

Submitted on 7 Jun 2021

HAL is a multi-disciplinary open access archive for the deposit and dissemination of scientific research documents, whether they are published or not. The documents may come from teaching and research institutions in France or abroad, or from public or private research centers.

L'archive ouverte pluridisciplinaire **HAL**, est destinée au dépôt et à la diffusion de documents scientifiques de niveau recherche, publiés ou non, émanant des établissements d'enseignement et de recherche français ou étrangers, des laboratoires publics ou privés.


 Cite this: *RSC Adv.*, 2021, **11**, 15885

Received 23rd March 2021

Accepted 15th April 2021

DOI: 10.1039/d1ra02305e

rsc.li/rsc-advances

Copper-catalyzed transformation of alkyl nitriles to *N*-arylacetamide using diaryliodonium salts†

 Romain Sallio,^a Pierre-Adrien Payard,^b Paweł Pakulski,^a Iryna Diachenko,^a Indira Fabre,^b Sabine Berteina-Raboin,^a Cyril Colas,^a Ilaria Ciofini,^c Laurence Grimaud^{*b} and Isabelle Gillaizeau^{id*ab}

 This work reports a simple and efficient method for the copper-catalyzed redox-neutral transformation of alkyl nitriles using eco-friendly diaryliodonium salts and leading to *N*-arylacetamides. The method features high efficiency, broad substrate scope and good functional group tolerance.

Introduction

N-Arylacetamides constitute the core of many structural motifs found in biologically active compounds, drugs (e.g., lidocaine, atorvastatin), and agrochemicals (e.g., boscalid).¹ Amide bond formation is a key step that has proved to be one of the most important processes in organic and bioorganic chemistry. For illustration, up to 25% of all current pharmaceuticals contain amide bonds, and polyamides are one of the most widely represented categories of synthetic polymers.² However, in spite of the considerable efforts that have been made for their preparation, and taking into account their synthetic significance, the implementation of atom economical and environmentally-friendly processes is still highly desirable.³ Common approaches for the synthesis of *N*-arylacetamides involve the aminolysis of activated carboxylic acid derivatives, such as halides, anhydrides, azides, or activated esters, which are mostly generated in an extra step using hazardous, expensive or waste-intensive reagents.⁴ Alternatively, it may involve peptide coupling reagents, such as carbodiimides or phosphonium salts. However, such processes usually demonstrate a poor atom economy and generate toxic by-products. As a result, catalytic methods have recently been developed to access *N*-arylacetamides.^{4b,5} Pioneering work in this field was reported by Goldberg⁶ in the copper catalyzed synthesis of *N*-arylamide from amide through a C–N coupling process, albeit under harsh conditions limiting its broad application in organic synthesis.

Buchwald⁷ described an enhanced version by using chelating nitrogen ligands and only 1 mol% of air-stable Cu^I. More recently, Xiang and Wang studied a copper-catalyzed amination of aryl halides with nitriles, which are easily available, in presence of *N,N*-dimethyl-1,2-ethanediamine as the ligand.^{8a} Aryl-boronic acids have also been investigated as coupling partner.^{8b} Major breakthroughs by Wang⁹ or Cui¹⁰ demonstrated an elegant *N*-arylation approach to respectively (aryl)methylamines or *N*-aryl-cyanamide using diaryliodonium salts. The arylation of secondary acyclic amides has also been achieved by Olofsson with diaryliodonium salts under mild and metal-free conditions.¹¹ Chen¹² has also described the copper-catalyzed selective arylation of aryl nitriles, however restricted to the use of six-membered cyclic diaryl iodonium salts only.

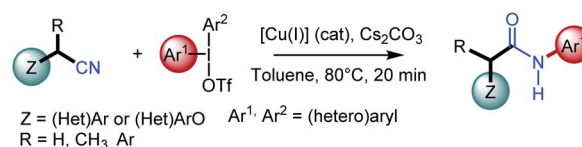
Nonetheless, the scope of the aforementioned transformations is mainly limited to (hetero)aryl nitriles and the development of effective general protocols for the arylation of alkyl nitriles with diaryliodonium salts is still highly desirable; only the singular case of acetonitrile having been studied by several groups. In this context and relying on our earlier work in copper-catalyzed reactions,¹³ we envisioned performing *N*-arylamide synthesis by the copper-catalyzed oxidative transformation of readily available alkyl nitriles in presence of diaryliodonium salts. The latter has recently aroused considerable interest as they advantageously replace iodoarenes due to their excellent reactivity and environmentally friendly nature.¹⁴ Herein, we report the first catalytic, single-step, and redox-neutral transformation of alkyl nitriles acting as amine surrogate into *N*-arylacetamides (Scheme 1). This method also

^aInstitute of Organic and Analytical Chemistry, ICOA UMR 7311 CNRS, Université d'Orléans, rue de Chartres, 45100 Orléans, France. E-mail: Isabelle.gillaizeau@univ-orleans.fr

^bLaboratoire des Biomolécules, LBM, Département de chimie, École normale supérieure, PSL University, Sorbonne Université, CNRS, 75005 Paris, France. E-mail: laurence.grimaud@ens.psl.eu

^cInstitute of Chemistry for Health and Life Sciences, I-CLeHS, Chimie ParisTech, PSL University, CNRS, 75005 Paris, France

† Electronic supplementary information (ESI) available. See DOI: 10.1039/d1ra02305e



Scheme 1 Present work.



provides a singular way of synthesizing these compounds directly from alkyl nitriles, compared to other well-known methods using the carbon of nitriles as a carbonyl source as in the Ritter reaction¹⁵ or in the hydration of nitriles.¹⁶

Our initial investigation started with the study of the copper-mediated arylation of the α -methylphenylacetone nitrile **1a**, with diphenyliodonium triflate **2a**, chosen as model substrates, to identify the optimal reaction conditions (Table 1). At the outset, the reaction was carried out using 2.0 equiv. of $\text{Cu}(\text{OTf})_2$ in presence of Cs_2CO_3 (2 equiv.) as a base (entry 1). The desired target, *N*-arylacetonamide **3aa**, was formed in a yield of 85% within 2 h in CH_2Cl_2 at 80 °C (TLC monitoring). Encouraged by these results, a series of copper salts (*e.g.* $\text{Cu}(\text{OAc})_2$, Cu_2O , $\text{Cu}(\text{CH}_3\text{-CN})_4 \cdot \text{PF}_6$, CuI) were screened under similar conditions (entries 2–5). Thus, it was found that $\text{Cu}(\text{OTf})_2$ presented the highest activity and efficiency, and that the reaction could be mediated by a copper(i) salt, albeit with a lower yield (entry 6).^{17a} The effect of the solvents was investigated and toluene was found to be the most suitable solvent (entries 7–8). It is worth mentioning that a satisfying yield of 78% was obtained by using environmentally-benign dimethylcarbonate (DMC) (entry 8). Lowering the temperature of the reaction was unsatisfactory (entry 9). Finally, the best conditions were found using 0.3 equiv. of the $(\text{CuOTf})_2$.toluene complex leading to the quantitative formation of the *N*-arylacetonamide **3aa** within only 20 min (entries 10–11).^{17b} Control experiments showed no reactivity in the absence of catalyst or base. Moreover, in comparison with other inorganic bases (*i.e.* K_2CO_3 , NaOH ...), Cs_2CO_3 was the best base for the present transformation. Altering the iodonium

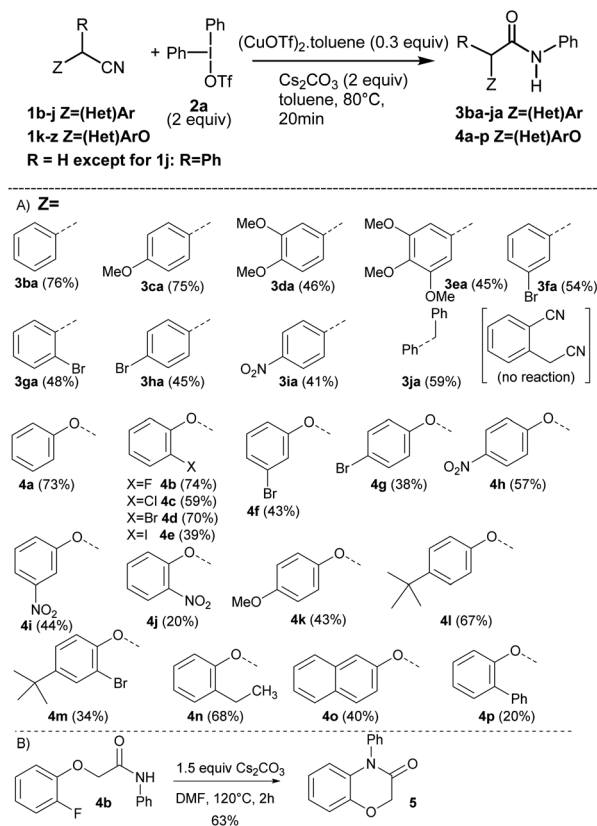
salt counterion demonstrated that weakly coordinating anions BF_4^- , PF_6^- gave poor results.^{17c} To prove the scalability of this transformation, the reaction was performed using 14 mmol of **1a** (scaling factor: 28) yielding **3aa** in good yield (95%) (entry 11). Furthermore, by applying Chen's conditions,¹² the reaction of benzyl cyanide **1a** and diphenyliodonium triflate **2a** failed (entry 12).

Having identified the optimal reaction conditions (Table 1, entry 11), we next investigated the generality of this protocol. The reaction proceeded smoothly with a wide functional group tolerance. As shown in Scheme 2(A), various substituted benzyl nitriles **1b–j** or alkoxynitriles **1k–z** participated in the reaction leading respectively to *N*-arylacetonamides **3ba–ja** or **4a–p** in good to excellent yields. Benzyl nitriles bearing either electron-donating groups (**1c–e**) or electron-withdrawing groups (**1f–i**), with different aryl substitution patterns were compatible with standard conditions, affording the desired products **3ca–ia** in good yields. Halide substituents such as Br were particularly well tolerated, forming **3fa–3ha**, which can be further functionalized *via* cross-coupling reactions. It is worth noting that the influence of the aryl substitution pattern was not evidenced. The reaction turned out to be compatible with tertiary alkyl nitriles such as diphenylacetone nitrile **1j**, but quaternary alkyl nitriles, such as the commercially available 2-methyl-2-phenylpropanenitrile, proved to be unsuccessful.

Table 1 Optimization studies.^{a,e}

Entry	Catalyst (equiv.)	Solvent	T °C	Time	Yield (%)
1	$\text{Cu}(\text{OTf})_2$ (2)	CH_2Cl_2	80	2 h	85
2	$\text{Cu}(\text{OAc})_2$ (2)	CH_2Cl_2	80	2 h	0
3	Cu_2O (2)	CH_2Cl_2	80	2 h	0
4	$\text{Cu}(\text{CH}_3\text{CN})_4 \cdot \text{PF}_6$ (2)	CH_2Cl_2	80	2 h	9
5	CuI (2)	CH_2Cl_2	60	2 h	30
6	$\text{Cu}(\text{OTf})_2$ (2)	Toluene	80	2 h	99
7	$\text{Cu}(\text{OTf})_2$ (2)	DCE	80	2 h	61
8	$\text{Cu}(\text{OTf})_2$ (2)	DMC	80	2 h	78
9	$\text{Cu}(\text{OTf})_2$ (2)	CH_2Cl_2	60	24 h	11
10	$(\text{CuOTf})_2$.toluene (0.3)	Toluene	80	2 h	100
11 ^{c,d}	$(\text{CuOTf})_2$.toluene (0.3)	Toluene	80	20 min	100 (95) ^b
12 ^f	CuCl (0.1)	DCE	70	17 h	0

^a Reaction conditions: in a sealed tube, **1a** (0.5 mmol), $\text{Ph}_2\text{I}^+ \text{OTf}^-$ (2 equiv.), Cs_2CO_3 (2 equiv.) in solvent (3 mL). ^b Isolated yields. ^c Monitored by GC-MS. ^d Gram-scale conditions: **1a** (14 mmol, 2.07 g), **2a** (30.8 mmol, 13.12 g), Cs_2CO_3 (28 mmol, 9.12 g) in toluene (40 mL). ^e Isolated yield after purification by column chromatography. ^f **1a** (1.2 mmol), **2a** (1.0 mmol), CuCl (10 mol%), H_2O (1.15 mmol), DCE (10.0 mL) under argon at 70 °C for 17 h in a sealed tube.¹² DMC: dimethylcarbonate.



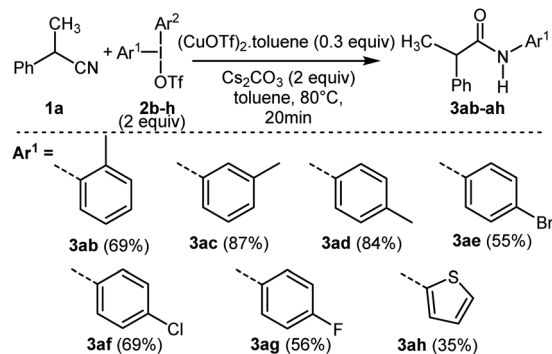
Scheme 2 (A) Scope of the Cu-catalyzed *N*-arylation reaction using substituted alkyl- or benzyl nitriles **1b–z**. (B) Smiles rearrangement from **4b**.



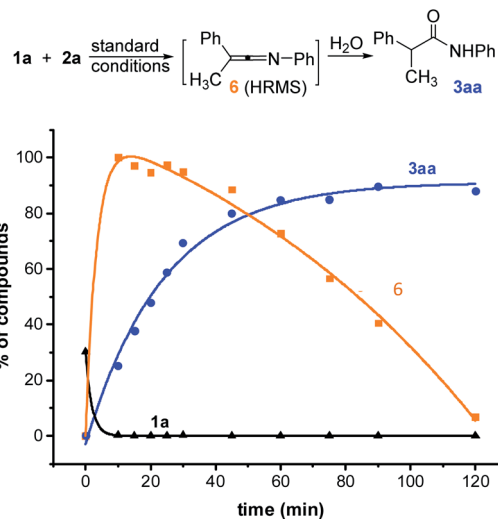
Furthermore, it should be noted that this copper-catalyzed *N*-arylation reaction did not allow the transformation of 2-cyano-phenylacetonitrile. Similarly, phenoxyacetonitriles **1k–z** afforded the corresponding *N*-arylacetamides **4a–p** with moderate to very good yields. The benefits of our approach lie both in the diversity offered by the initial choice of the functionalized phenol derivative, precursor of **1k–z** or arylodonium salt, and mild reaction conditions. Substrates bearing a pharmaceutically important fluorine atom (**4b**) and a naphthyl moiety (**4o**) were amenable in this reaction. In addition, conventional palladium cross-coupling reactions may be performed from the bromoaryl moiety in **4m**. The hindered ([1,1'-biphenyl]-2-yloxy) acetonitrile **1z** was also tolerated, yielding **4p** albeit in a low yield.¹⁸ In order to demonstrate the value of the methodology developed, with the 2-fluoroaryloxymethylamide **4b** in hand, the synthesis of 2*H*-1,4-benzoxazin-3-(4*H*)-ones, a privileged structure in the arena of pharmaceutical and agrochemical products was investigated (Scheme 2(B)).¹⁹ We sought to take advantage of the Smiles rearrangement²⁰ in presence of Cs₂CO₃ as a base in DMF at 120 °C for 2 h. Consequently, the targeted 2*H*-1,4-benzoxazin-3-(4*H*)-one **5** was isolated in 63% yield. It is worth noting that diversity can be introduced on aryl substituents of **5**.

Thereafter, the reactivity of various symmetrical (**2f–g**) and unsymmetrical diaryliodonium salts^{13,21} (**2b–e** with Ar² = 2,4,6-trimethylphenyl, **2h** with Ar² = phenyl) was studied from **1a** leading to new *N*-arylacetamides **3ab–ah** with good yields (Scheme 3 and ESI†). As previously reported with unsymmetrical diaryliodonium salts in metal-catalyzed conditions, the less bulky aryl group was transferred more readily than the bulky one. Moderate yield was also obtained with a thienyl group allowing access to the heterocyclic product **3ah**.

In order to better understand this reaction, we started mechanistic studies. HRMS analyses performed during the reaction of **1a** with **2a** under standard conditions revealed the formation of the ketenimine **6** within a few minutes (Scheme 4 and ESI, §VI†). Conversely, the *N*-arylacetamide **3aa** probably formed due to a slow hydrolysis of the ketenimine intermediate **6** under basic conditions. When adding a stoichiometric amount of final acetamide at the beginning of the reaction, no evolution could be detected consistently with an inhibition of the catalyst by the product (see ESI, §VI†) (Scheme 5).

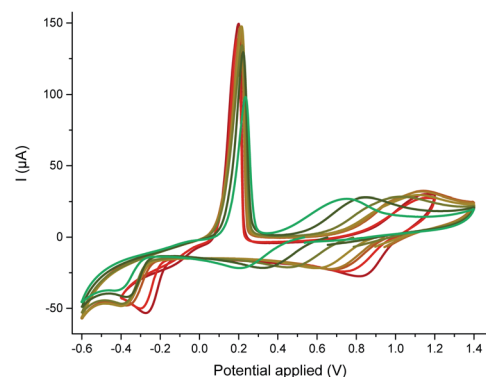


Scheme 3 Scope of the reaction using symmetrical (**2f–g**) and unsymmetrical (**2b–e**, **2h**) diaryliodonium salts.



Scheme 4 Time course experiments of Cu-catalyzed *N*-arylation of **1a** (LC-HRMS). HPLC yield accounting for the response factor of **1a** (black curve), **3aa** (blue curve) and **6** (orange curve).

To investigate the competition between the substrate and the product with respect to copper, we resorted to cyclic voltammetry (CV) of a nitromethane solution of Cu^{II}(OTf)₂. The interaction of both Cu^{II} and electrogenerated Cu^I with a ligand could be assessed by this method, while the low coordinating ability of nitromethane avoided any binding competition issues.²² MeCN selected as a model substrate²³ displayed only a weak affinity for Cu^{II} but proved to stabilize Cu^I due to the formation of a mixture of [Cu^I(NCMe)₂]⁺ **c2** and [Cu^I(NCMe)₃]⁺ **c3** – the latter being favoured at high MeCN concentration (see the ESI, §IV†).²⁴ This result was confirmed by DFT calculations:²⁵ while the formation of **c3** is predicted to be the most exergonic process, both the formation of **c2** (formation energy of 4.8 kcal mol⁻¹ higher) and **c4** (formation energy of only 1.1 kcal mol⁻¹ higher) may be accessible as a function of the



Scheme 5 CV towards reduction (top) and oxidation (bottom) potentials of Cu^{II}(OTf)₂ (1 mM) in the presence of MeCN (158 equiv.) with increasing amounts of cyclohexylformamide (0, 1, 2, 5, 14, 50, 158 equiv. from red to green), recorded at a steady glassy carbon disk electrode (*d* = 3 mm) in nitromethane containing *n*-Bu₄NBF₄ (0.3 M) at 20 °C with a scan rate of 0.5 V s⁻¹.



MeCN concentration (see ESI, §V†). A base is required for the reaction to proceed but the best one was Cs_2CO_3 , which is poorly soluble in toluene. Thus, the concentration of hydroxides should be kept very low. The impact of hydroxides on the nature of the catalyst was tedious to evaluate experimentally, as copper salts tend to precipitate in the presence of hydroxides. To identify the possible species in the presence of hydroxides, we resorted to DFT calculations.

For the sake of completeness, we considered the possibility of forming either monomeric or dimeric Cu^{I} complexes with different ligand stoichiometries (See ESI, §V†). In all the cases, dimeric copper species were found to be more favourable than the corresponding hydroxo monometallic complex. The two hydroxo-bridged complexes $[\text{Cu}^{\text{I}}(\text{OH})(\text{MeCN})]_2$ **c6** and $[\text{Cu}^{\text{I}}(\text{OH})(\text{PhNHCOMe})]_2$ **c8** were the most relevant species. **c8** turned out to be more stable than **c6**, due to the stabilizing effect of two intramolecular hydrogen bonds (see ESI, §V†). Consistently with the observed inhibition of the catalyst, ligand exchange to regenerate the active **c6** complex was computed as not favorable. This finding could, at least partly, explain the high catalyst loading required for the reaction to proceed. Two possible mechanisms for the reaction of diaryliodonium with Cu^{I} complexes were next investigated: (i) the SET pathway and (ii) a two-electron transfer (oxidative addition, OA) from Cu^{I} to ArI_2^+ .²⁶ The addition of 3 equiv. of benzophenone or BHT did not affect the process, which ruled out a SET mechanism. The OA path was therefore calculated as the reaction can be promoted by different Cu^{I} sources (Scheme 6 and ESI†). The monomeric $[\text{Cu}^{\text{I}}(\text{OH})(\text{NCMe})]$ **c5** can form an adduct (**c9**) with Ph_2I^+ and its formation is exergonic ($-3.9 \text{ kcal mol}^{-1}$). Deprotonation of **c9** to form complex **c10** can spontaneously occur ($\Delta G \approx -50 \text{ kcal mol}^{-1}$). Starting from **c10**, OA *via* **TS-OA** was accessible with a low barrier ($+13.7 \text{ kcal mol}^{-1}$) giving complex **c11**. The direct OA (**TS-OA-bis**) of **c9** was less favourable, with an activation free energy of $24.4 \text{ kcal mol}^{-1}$. Reductive elimination through a distorted T-shape transition state **TS-RE** takes place

with an energy barrier of only $5.8 \text{ kcal mol}^{-1}$ and coordination of a new nitrile allowed to regenerate **c5** along with the experimentally observed ketenimine intermediate $\text{H}_2\text{C}=\text{C}=\text{NPh}$.

Conclusions

In summary, we have developed a new, simple and practical method for the copper-catalyzed synthesis of *N*-arylacetamide from easily accessible alkyl or benzyl nitrile. The protocol uses diaryliodonium salts as the electrophilic coupling partners. Mechanistic studies proved the formation of an intermediate ketenimine that is slowly hydrolyzed under the reaction conditions. CV experiments demonstrated the high affinity of the product for the catalyst, justifying the catalyst loading required. Finally, DFT calculations ascertained that a two-electron activation *i.e.* oxidative addition is energetically possible. Efforts to expand the utility of the method are in progress in our laboratory.

Conflicts of interest

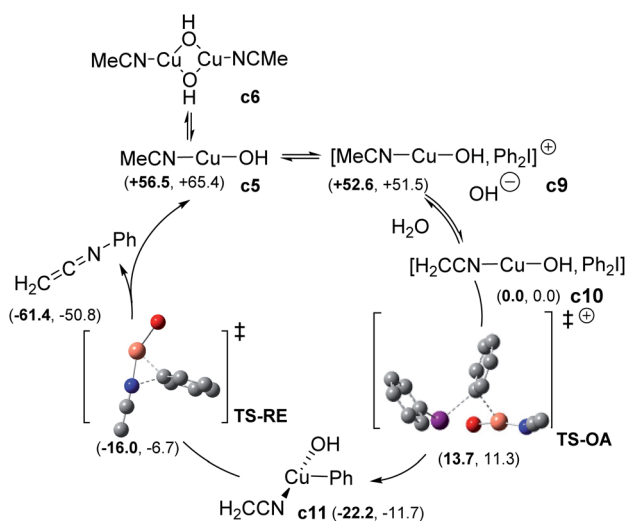
There are no conflicts to declare.

Acknowledgements

R. S. and I. D. thank the Region Centre-Val-de-Loire, the University of Orléans and the Labex Synorg (ANR-11-LABX-0029) for support. P. A. Payard is grateful to ENS Paris Saclay and Solvay for a PhD grant.

Notes and references

- (a) E. Valeur and M. Bradley, Amide bond formation: beyond the myth of coupling reagents, *Chem. Soc. Rev.*, 2009, **38**, 606; (b) C. L. Allen and J. M. J. Williams, Metal-catalysed approaches to amide bond formation, *Chem. Soc. Rev.*, 2011, **40**, 3405.
- (a) L. M. Jarvis, The year in new drugs, *Chem. Eng. News*, 2018, **96**, 26; (b) K.-I. Kusakabe, Y. Tada, Y. Iso, M. Sakagami, Y. Morioka, N. Chomei, S. Shinonome, K. Kawamoto, H. Takenaka, K. Yasui, H. Hamana and K. Hanasaki, Design, synthesis, and binding mode prediction of 2-pyridone-based selective CB2 receptor agonists, *Bioorg. Med. Chem.*, 2013, **21**, 2045.
- M. C. Bryan, P. J. Dunn, D. Entwistle, F. Gallou, S. G. Koenig, J. D. Hayler, M. R. Hickey, S. Hughes, M. E. Kopach, G. Moine, P. Richardson, F. Roschangar, A. Steven and F. J. Weiberth, Key Green Chemistry research areas from a pharmaceutical manufacturers' perspective revisited, *Green Chem.*, 2018, **20**, 5082.
- (a) V. R. Pattabiraman and J. W. Bode, Rethinking amide bond synthesis, *Nature*, 2011, **480**, 471; (b) M. T. Sabatini, L. T. Boulton, H. F. Sneddon and T. D. Sheppard, Catalytic direct amidations in tert-butyl acetate using $\text{B}(\text{OCH}_2\text{CF}_3)_3$, *Nat. Catal.*, 2019, **2**, 10; (c) J. R. Dunetz, J. Magano and G. A. Weisenburger, Large-Scale Applications of Amide



Scheme 6 Computed oxidative addition-reductive elimination pathway (enthalpy and free energy (bold) are reported in kcal mol^{-1}).



- Coupling Reagents for the Synthesis of Pharmaceuticals, *Org. Process Res. Dev.*, 2016, **20**, 140.
- 5 T. K. Pati, M. Kundu, D. Tayde, U. Khamrai and D. J. Maiti, Synthesis of Functionalized Arylacetamido-2-pyridones through ortho-C(sp²)-H-Activated Installation of Olefins and Alkynes, *J. Org. Chem.*, 2020, **85**, 8563.
 - 6 I. Goldberg, Ueber phenylirungen bei gegenwart von kupfer als katalysator, *Ber. Dtsch. Chem. Ges.*, 1906, **39**, 1691.
 - 7 A. Klapars, J. C. Antilla, X. Huang and S. L. Buchwald, A General and Efficient Copper Catalyst for the Amidation of Aryl Halides and the *N*-Arylation of Nitrogen Heterocycles, *J. Am. Chem. Soc.*, 2001, **123**, 7727.
 - 8 (a) S.-K. Xiang, D.-X. Zhang, H. Hu, J.-L. Shi, L.-G. Liao, C. Feng, B.-Q. Wang, K.-Q. Zhao, P. Hu, H. Yang and W.-H. Yu, Synthesis of *N*-Arylamides by Copper-Catalyzed Amination of Aryl Halides with Nitriles, *Adv. Synth. Catal.*, 2013, **355**, 1495; (b) H. Huang, Z.-T. Jiang, Y. Wu, C.-Y. Gan, J.-M. Li, S.-K. Xiang, C. Feng, B.-Q. Wang and W.-T. Yang, Copper-Catalyzed Amidation of Arylboronic Acids with Nitriles, *Synlett*, 2016, **27**, 951.
 - 9 X. Liu, D. Mao, S. Wu, J. Yu, G. Hong, Q. Zhao and L. Wang, Copper-catalyzed direct oxidation and *N*-arylation of benzylamines with diaryliodonium salts, *Sci. China Chem.*, 2014, **57**, 1132.
 - 10 P. Li, G. Cheng, H. Zhang, X. Xu, J. Gao and X. Cui, Copper-catalyzed one-pot synthesis of unsymmetrical arylurea derivatives *via* tandem reaction of diaryliodonium salts with *N*-arylcyanamide, *J. Org. Chem.*, 2014, **79**, 8156.
 - 11 F. Tinnis, E. Stridfeldt, H. Lundberg, H. Adolfsson and B. Olofsson, Metal-Free *N*-Arylation of Secondary Amides at Room Temperature, *Org. Lett.*, 2015, **17**, 2688.
 - 12 (a) X. Peng, Z. Sun, P. Kuang, L. Li, J. Chen and J. Chen, Copper-Catalyzed Selective Arylation of Nitriles with Cyclic Diaryl Iodonium Salts: Direct Access to Structurally Diversified Diarylmethane Amides with Potential Neuroprotective and Anticancer Activities, *Org. Lett.*, 2020, **22**, 5789; (b) V. V. Grushin, Cyclic diaryliodonium ions: old mysteries solved and new applications envisaged, *Chem. Soc. Rev.*, 2000, **29**, 315; (c) See also, Y. Wang, C. Chen, J. Peng and M. Li, *Angew. Chem., Int. Ed.*, 2013, **52**, 5323.
 - 13 (a) I. Fabre, T. Poisson, X. Pannecoucke, I. Gillaizeau, I. Ciofini and L. Grimaud, Stereoselective access to trisubstituted fluorinated alkenyl thioethers, *Catal. Sci. Tech.*, 2017, **7**, 1921; (b) G. Caillot, J. Dufour, M.-C. Belhomme, T. Poisson, L. Grimaud, X. Pannecoucke and I. Gillaizeau, Copper-catalyzed olefinic C-H difluoroacetylation of enamides, *Chem. Commun.*, 2014, **50**, 5887; (c) N. Gigant, L. Chausset-Boissarie, M.-C. Belhomme, T. Poisson, X. Pannecoucke and I. Gillaizeau, *Org. Lett.*, 2013, **15**, 278.
 - 14 (a) V. V. Zhdankin and P. J. Stang, Chemistry of Polyvalent Iodine, *Chem. Rev.*, 2008, **108**, 5299; (b) L. F. Silva and B. Olofsson, Hypervalent iodine reagents in the total synthesis of natural products, *Nat. Prod. Rep.*, 2011, **28**, 1722.
 - 15 A. Guérinot, S. Reymond and J. Cossy, Ritter Reaction: Recent Catalytic Developments, *Eur. J. Org. Chem.*, 2012, 19–28.
 - 16 R. García-Álvarez, P. Crochet and V. Cadierno, Metal-catalyzed amide bond forming reactions in an environmentally friendly aqueous medium: nitrile hydrations and beyond, *Green Chem.*, 2013, **15**, 46.
 - 17 (a) It is worth noting that no improvement was observed with the addition of ligand, the deactivation of the copper catalyst inhibits the reaction.; (b) 2 equivalents of Ar₂IOTf are needed to complete the reaction.; (c) A decrease in solubility is observed.
 - 18 The observed low yields were mainly due to a slight degradation of the reaction mixture.
 - 19 G. Feng, S. Wang, W. Li, F. Chen and C. Qi, Palladium-Catalyzed, Microwave-Assisted Synthesis of 3,4-Dihydro-3-oxo-2*H*-1,4-benzoxazines: An Improved Catalytic System and Multicomponent Process, *Synthesis*, 2013, **45**, 2711.
 - 20 For recent reviews, see: (a) C. M. Holden and M. F. Greaney, Modern Aspects of the Smiles Rearrangement, *Chem. –Eur. J.*, 2017, **23**, 8992; (b) S. Alapour, D. Ramjugernath and N. A. Koorbanally, Copper-catalysed cross-coupling affected by the Smiles rearrangement: a new chapter on diversifying the synthesis of chiral fluorinated 1,4-benzoxazine derivatives, *RSC Adv.*, 2015, **5**, 83576.
 - 21 (a) M. Bielawski, M. Zhu and B. Olofsson, *Adv. Synth. Catal.*, 2007, **349**, 2610; (b) E. A. Merritt and B. Olofsson, Diaryliodonium Salts: A Journey from Obscurity to Fame, *Angew. Chem., Int. Ed.*, 2009, **48**, 9052; (c) J. Malmgren, S. Santoro, N. Jalalian, F. Himoto and B. Olofsson, Arylation with Unsymmetrical Diaryliodonium Salts: A Chemoselectivity Study, *Chem. –Eur. J.*, 2013, **19**, 10334.
 - 22 (a) S. E. Manahan, The 1,5-Cyclooctadiene Complex of Copper(I) Perchlorate, *Inorg. Chem.*, 1966, **5**, 2063; (b) C. Palo-Nieto, A. Sau, R. Jeanneret, P.-A. Payard, A. Salamé, M. B. Martins-Teixeira, I. Carvalho, L. Grimaud and M. C. Galan, Copper Reactivity Can Be Tuned to Catalyze the Stereoselective Synthesis of 2-Deoxyglycosides from Glycals, *Org. Lett.*, 2020, **22**, 1991.
 - 23 MeCN was selected for convenience, however the study is applicable to alkyl and benzylnitriles.
 - 24 (a) H.-C. Liang, E. Kim, C. D. Incarvito, A. L. Rheingold and K. D. Karlin, A bis-acetonitrile two-coordinate copper(I) complex: synthesis and characterization of highly soluble B(C(6)F(5))(4)(-) salts of [Cu(MeCN)(2)](+) and [Cu(MeCN)(4)](+), *Inorg. Chem.*, 2002, **41**, 2209; (b) P. Kamau and R. B. Jordan, Complex formation constants for the aqueous copper(I)-acetonitrile system by a simple general method, *Inorg. Chem.*, 2001, **40**, 3879.
 - 25 See the ESI† for Computational details.
 - 26 (a) S. G. Modha, M. V. Popescu and M. F. Greaney, Synthesis of Triarylamines via Sequential C-N Bond Formation, *J. Org. Chem.*, 2017, **82**, 11933; (b) E. R. Strieter, B. Bhayana and S. L. Buchwald, Mechanistic Studies on the Copper-Catalyzed *N*-Arylation of Amides, *J. Am. Chem. Soc.*, 2009, **131**, 78.

