



HAL
open science

Opt-out universal HCV and HIV screening in a Canadian emergency room: a cross-sectional study

Valerie Martel-Laferrriere, Jean-Guy Baril, Isabelle Alarie, Judith Leblanc, José Côté, Emmanuelle Jourdenais, Damy Horth, Gilles Lambert, Cécile Tremblay

► To cite this version:

Valerie Martel-Laferrriere, Jean-Guy Baril, Isabelle Alarie, Judith Leblanc, José Côté, et al.. Opt-out universal HCV and HIV screening in a Canadian emergency room: a cross-sectional study. *BMJ Open*, In press, 10.1136/bmjopen-2021-048748 . hal-03537849

HAL Id: hal-03537849



<https://hal.sorbonne-universite.fr/hal-03537849v1>

Submitted on 20 Jan 2022

HAL is a multi-disciplinary open access archive for the deposit and dissemination of scientific research documents, whether they are published or not. The documents may come from teaching and research institutions in France or abroad, or from public or private research centers.

L'archive ouverte pluridisciplinaire **HAL**, est destinée au dépôt et à la diffusion de documents scientifiques de niveau recherche, publiés ou non, émanant des établissements d'enseignement et de recherche français ou étrangers, des laboratoires publics ou privés.

BMJ Open Opt-out universal HCV and HIV screening in a Canadian emergency room: a cross-sectional study

Valerie Martel-Laferrriere ^{1,2,3} Jean-Guy Baril,^{2,3,4} Isabelle Alarie,^{5,6} Judith Leblanc,^{7,8} José Côté ^{1,3} Emmanuelle Jourdenais,^{2,3} Dany Horth,³ Gilles Lambert,^{9,10} Cécile Tremblay^{1,2,3}

To cite: Martel-Laferrriere V, Baril J-G, Alarie I, *et al.* Opt-out universal HCV and HIV screening in a Canadian emergency room: a cross-sectional study. *BMJ Open* 2022;**12**:e048748. doi:10.1136/bmjopen-2021-048748

► Prepublication history for this paper is available online. To view these files, please visit the journal online (<http://dx.doi.org/10.1136/bmjopen-2021-048748>).

Received 14 January 2021
Accepted 05 January 2022

ABSTRACT

Objectives To determine the prevalence of undiagnosed hepatitis C virus (HCV) and HIV cases in a population sample tested in the emergency room (ER) and to evaluate linkage-to-care.

Setting Canadian university hospital.

Participants Adults born after 1945 who consulted at ER for any condition and on any shift were included. Patients unable to opt-out were excluded.

Interventions ER nurse confirmed patients' eligibility and provided them with the option to opt-out. A physician met patients with a new diagnosis. Linkage-to-care was assessed 3 months postdiagnosis. Patients newly diagnosed with HCV were considered linked if they had an HCV RNA test, genotype, liver fibrosis evaluation, and if indicated, treatment prescription. Patients newly diagnosed with HIV were considered linked to care if they had an HIV serology confirmation test, viral load, CD4 cell count and started antiretroviral therapy.

Primary and secondary outcome measures Primary objective: to determine the prevalence (overall and undiagnosed cases) of HIV and HCV among the patients who consult the ER. Secondary objectives: to determine the proportion of patients who opt-out, assess the adherence of emergency staff to the offer of testing, determine the proportion of patients linked to care at 3 months.

Results Among 6350 eligible patients informed of the screening programme, 62.1% of patients were tested for at least one virus (HIV: 3905; HCV: 3910). 25% patients opted-out, 12% were not tested for organisational reasons, 0.3% (18) patients were HCV-HIV coinfecting. Overall prevalence of HCV and HIV cases were 1.9% and 1.2%, respectively. Prevalence of new cases was 0.23% (95% CI 0.12% 0.45%) for HCV and 0.05% (95% CI 0.01% to 0.20%) for HIV. Among the new cases, only two HCV-infected and one HIV-infected patients were linked-to-care 3 months postdiagnosis.

Conclusions Identification of new cases of HCV and HIV through universal screening at the ER and linkage-to-care were both low.

Trial registration number NCT03595527; Results.

INTRODUCTION

To achieve WHO goal of zero transmission of HIV and elimination of hepatitis C virus (HCV) by 2030, it is essential to increase screening.^{1,2} It is estimated that 14% of HIV-infected and 44% HCV-infected Canadians do

Strengths and limitations of this study

- This is the first Canadian study to evaluate emergency room screening for hepatitis C virus (HCV).
- A large number of patients were cotedested for HIV and HCV, without regard to their risk factors.
- Risk factors were evaluated among the patients newly diagnosed positive in order to evaluate the added benefit of universal screening.
- Linkage to care was evaluated among the patients newly diagnosed positive.
- Testing was performed in an urban tertiary care hospital, which can limit generalisability to other settings.

not know their status.^{3,4} Except for pregnant women who are universally tested for HIV, Quebec current screening system is based on the identification of risk factors (targeted screening) and may be currently missing a significant proportion of cases.

There are two approaches about screening. The 'opt-in' approach consists in informing the patient that the test is available and asking him if he wishes to be tested. The 'opt-out' option consists in informing the patient that he will be tested unless he declines the test. Several studies have demonstrated the acceptability of the latter approach with a higher screening rate than with the 'opt-in' option.^{5,6}

Since 2006, the Centers for Disease Control and Prevention advocated integrating HIV testing into the care of all patients aged 13–64.⁷ In 2012, this was supported by the US Preventive Service Task Force, thereby promoting emergency room (ER) screening.⁸ Universal HIV testing is considered cost-effective in settings where the prevalence of undiagnosed HIV infections is $\geq 0.1\%$.⁹ Prevalence of new cases varies according to the overall prevalence of the population tested as well as the ease of access to screening outside the ER. A systematic review in 2017 reported



© Author(s) (or their employer(s)) 2022. Re-use permitted under CC BY-NC. No commercial re-use. See rights and permissions. Published by BMJ.

For numbered affiliations see end of article.

Correspondence to

Dr Valerie Martel-Laferrriere; valerie.martel-laferrriere.med@ssss.gouv.qc.ca

a prevalence of new HIV cases of 0.4% (95% CI 0.21% to 0.64%) in 10 opt-out studies.¹⁰ The nine studies from the USA reached the cost-effectiveness thresholds (0.14%–1.65%) while the Singapore study reported a prevalence of only 0.06% of new cases.¹⁰ In Canada, British Columbia public health has recommended HIV screening for all patients presenting at the ER or admitted in three Vancouver hospitals since 2011.¹¹ Between 2012 and 2016, the prevalence of new cases in the ER was 0.2%, reaching the cost-effectiveness threshold in the epicentre of HIV epidemic in this province.¹¹

Given the ease of coscreening for HIV and HCV, studies of universal screening for HCV in the ER have been carried out and show a great variability in the prevalence (0.5%–14%) and identification of new cases (0.2%–9.4%) (table 1).^{12–23} Since 2013, the US Preventive Service Task Force has recommended a once in a life-time screening for HCV in adults born between 1945 and 1965 ('baby boomers').²⁴ In 2020, this recommendation was enlarged to a once in a lifetime screening for HCV for all adults, except in settings where the prevalence of HCV infection is less than 0.1%.²⁵ This screening can take place in

Table 1 Non-exhaustive list of publications on non-targeted HCV screening in the ER

Authors	Country	Population	Test used	Screened	Positive (anti-HCV)	New positive	RNA	Linkage	Ref.
Bielen <i>et al</i>	Belgium	18–70 years	Standard (Abbott HCV 3.0R)	2366	1.31%	5 (0.2%)	Yes	12 requiring linkage; 9 (75%) linked	12
Bundle <i>et al</i>	UK	Adults	Standard	6211	2.4%	13 (0.2%)	Yes	44 requiring linkage; 29 (66%) notified; 13 (30%) fully linked	13
Cieply <i>et al</i>	UK	≥18 years	Standard (ARCHITECT, Abbott) on residual blood samples	2833	2.0%	–	Yes	–	14
Schechter-Perkins <i>et al</i>	USA (Boston, MA)	≥13 years undergoing phlebotomy	Standard (ARCHITECT, Abbott)	3808	13.2%	63 (1.7%)	Yes	223 linkage attempted; 66 (29.6%) linked	15
Cowan <i>et al</i>	USA (Bronx, NY)	Adults	Rapid test (OraQuick HCV rapid antibody, Orasure)	187	0.5%	–	No	Linkage protocol in place	16
Evans <i>et al</i>	UK	≥16 years undergoing phlebotomy	Standard (ARCHITECT, Abbott)	3212	2%	10 (0.3%)	No; HCV Ag	18 requiring linkage; 14 (78%) linked	17
Torian <i>et al</i>	USA (Bronx, NY)	Adults, blood remnants	Standard (VITROS anti-HCV, Ortho-Clinical Diagnostics)	4989	7.5%	38 (0.8%)*	Yes	–	18
Bert <i>et al</i>	Germany	≥18 years, blood remnants	Standard	10 215	2.7%	–	Yes	95 patients contacted; 20 interested by investigations	19
Hsieh <i>et al</i>	USA (Baltimore, MD)	>17 years, blood remnants	Standard (GENEDIA HCV ELISA 3.0, GreenCross Life Science)	4713	13.8%	204 (4.3%)	Yes	–	20
Lyons <i>et al</i>	USA (Cincinnati, OH)	18–64 years	Standard (ELISA kit for Human Hepatitis C, Biochain)	924	13.9%	87 (9.4%)	Yes	–	21
O'Connell <i>et al</i>	Ireland	≥18 years undergoing phlebotomy	Standard	8839	5.1%	58 (0.7%)	Yes	58 new patients requiring linkage; 43 (74.1%) linked	22
Vermehren <i>et al</i>	Germany	≥18 years blood remnants	Standard (Elecys anti-HCV immunoassay, Roche and ARCHITECT anti-HCV, Abbott)	28 809	2.6%	265 (0.9%)	Yes	535 to contact; 175 (33%) linked	23

*Includes only RNA+. ER, emergency room; HCV, hepatitis C virus.

any context of care including the ER. This is not recommended in Canada, although some expert groups have endorsed baby boomers cohort screening.^{26–28}

The aims of this study were to assess the feasibility of routine screening for HIV and HCV using an ‘opt-out’ approach in the ER of the Centre hospitalier de l’Université de Montréal (CHUM) and determine whether the positivity rate of new HIV and HCV infections would inform the long-term implementation of such screening.

METHODS

Objectives

The primary objective of this cross-sectional study was to determine the prevalence (overall and undiagnosed cases) of HIV and HCV among the patients who consult the ER of the CHUM. The secondary objectives were to (1) determine the proportion of patients who ‘opt-out’; (2) assess the adherence of emergency staff to the offer of testing; (3) determine the prevalence of undiagnosed cases of HCV among baby boomers and (4) determine the proportion of patients linked to care at 3 months.

Setting

The study took place at the CHUM, a 772 beds, university hospital localised in downtown Montréal, in the near vicinity of Montreal Gay Village, multiple homeless shelters and needle-exchange/supervised injection sites facilities. This ER is not serving a significant amount First Nations and foreign-born patients.

Patient and public involvement

Patients and public were not involved in the recruitment and conduct of the study.

Eligibility criteria

Patients aged 18–73 (ie, adults born after 1945 at the time of the study) who consulted at ER for any condition and on any shift were supposed to be advised that, unless they refuse, they would be tested for HIV and HCV (opt-out). Patients unable to opt-out for language barriers, psychiatric reasons or having an unstable physical condition were excluded.

Interventions

Before starting the inclusion period, preparatory meetings were held with the study staff (ER managers, physicians and nurses) to clarify the study procedures and answer their questions. During the study, a research nurse was regularly present to support the ER staff on all shifts.

On initial contact with potential candidates, the ER nurse confirmed their age, assessed them for known HIV or HCV infection and provided them with the option to opt-out. Patients could be tested for only one virus if they were known positive for the other or if they refused one test. Where possible, blood samples were taken concurrently with other blood tests as required by the patient’s medical condition. If no blood work was required, the patient could have blood sampling specifically for this

screening study. In extreme circumstances, priority was given to patient care and recruitment into the study was suspended.

HIV Ag/Ab combo tests and anti-HCV tests were performed on the ARCHITECT (Abbott). Positive HIV tests and indeterminate HCV tests were confirmed at the Laboratoire de Santé Publique du Québec.

Patients had generally left the ER once their results were available. A study nurse disclosed negative results directly to the patient over the phone or in person for admitted patients. If not reached by these methods, a letter was sent. For patients with a positive test result, the nurse evaluated if the patients were known to be positive. Patients were considered known to be positive if they self-reported to be positive or if the laboratory reported a previously known infection. For participants with either a new diagnosis of HIV or HCV, or with an indeterminate test for HCV, which required additional HCV RNA testing, the study nurse made multiple attempts to reach the patients, using the same methods of communication as for negative patients, and she scheduled an on-site visit with the study infectious disease specialist.

Following disclosure of a positive result, patients signed an informed consent form, were asked about their risk factors and history of HIV/HCV testing, referred to a treatment team, and followed up by the research team for 3 months to assess linkage-to-care. Patients with new HIV diagnosis were considered linked to care if they had had an HIV serology confirmation test, viral load, CD4 cell count and had started antiretroviral therapy. Patients with new HCV diagnosis were considered linked if they had had an HCV RNA test, genotype, liver fibrosis evaluation, and if indicated, treatment prescription.

Statistical analysis

The original goal was to perform 4000 tests for each virus. If a patient had multiple visits during the study period, only the first tests were used for analysis. The sample size was established according to the prevalence threshold of new diagnoses of HIV infection justifying the implementation of a routine HIV testing programme (0.1%).⁹ Assuming a prevalence of undiagnosed cases of 1/1000, a study of 4000 participants would lead to a 95% CI from 0.3/1000 to 2.7/1000. For HCV, assuming a prevalence of undiagnosed cases of 1/100, the 95% CI would be between 0.7% and 1.3%.

Descriptive statistics were used to calculate HIV and HCV prevalence of undiagnosed and overall cases and the proportions of ‘opt-out’, staff adherence to screening and linkage to care. Overall prevalence must be considered as an approximation, as not all patients of the denominator were tested (self-report, opt-out). A subanalysis was performed regarding prevalence of HCV new cases among baby boomers. Even if baby boomers are generally considered to be people born between 1945 and 1965, for HCV screening in Canada, this generation extends until 1975.²⁹

Figure 1 : Enrolment and outcomes of screening

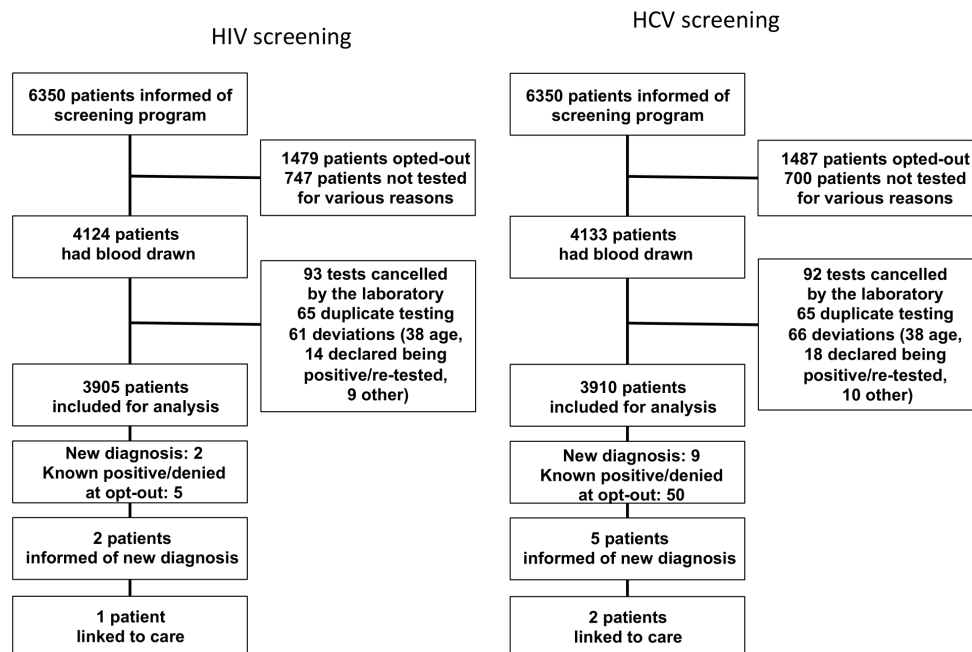


Figure 1 Enrolment and outcomes of screening. HCV, hepatitis C virus.

RESULTS

Between July 2018 and May 2019, 6350 patients were informed of the screening programme, which represents 21.5% of all patients aged 18–73 years seen in the ER during this period. Figure 1 shows the number of participants not included in the analysis and the reasons. Median age of participating patients was 41 yo (IQR: 30–56) and 53% were women. A quarter of the patients opted-out (women: 51%; median age 44 years (IQR 31–57)). In addition, around 12% were informed of the programme, did not opt-out, but were not tested. The two main reasons were patients who left the ER without being seen by the medical team, or physicians who discharged the patients before the nurses could draw the blood.

Among the 6350 participants, 78 were positive for HIV: 71 self-reported being positive, 5 denied being positive, but were known to be positive in the laboratory informatics system, and 2 were newly diagnosed. For HCV, 118 patients were positive: 59 self-reported being positive, 50 denied being positive but were known to be positive and 9 were newly diagnosed. The overall HIV prevalence was therefore 78/6350 participants, or 1.2% (95% CI 1.0% to 1.5%) and the overall HCV prevalence was 118 cases/6350 participants, or 1.9% (95% CI 1.6% to 2.2%). The prevalence of new diagnoses was 2/3905 participants tested, or 0.05% (95% CI 0.01% to 0.20%) for HIV and 9/3910 participants tested (0.23%; 95% CI 0.12% to 0.45%) for HCV. New HIV diagnoses represent 2.6% of positive cases (2/78) while new HCV diagnoses represent 7.6% of positive cases (9/118).

People born between 1945 and 1965 represented 30.7% of the cohort (figure 2). This proportion increased to 46.5% when people born until 1975 were included. Seven of the nine new cases were born between 1945 and 1975

while only three were born between 1945 and 1965. The prevalence of new cases was therefore: 1945–1965: 0.25% (95% CI 0.09% to 0.73%), 1966–1975: 0.65% (95% CI 0.25% to 1.66%), 1976–2001: 0.10% (95% CI 0.03% to 0.35%).

Two new cases of HIV (100%) and five new cases of HCV (56%) were successfully reached to disclose the result. All the patients had recognised risk factors for their infection. Among HIV new diagnoses, a man had sex with men (MSM) with an HIV positive partner and a man had unprotected heterosexual relations in a country of high endemicity. Among HCV new diagnoses, three patients used/had used injection drugs and two had received at risk transfusions (geographical location or year of transfusion). Five patients were HCV RNA positive.

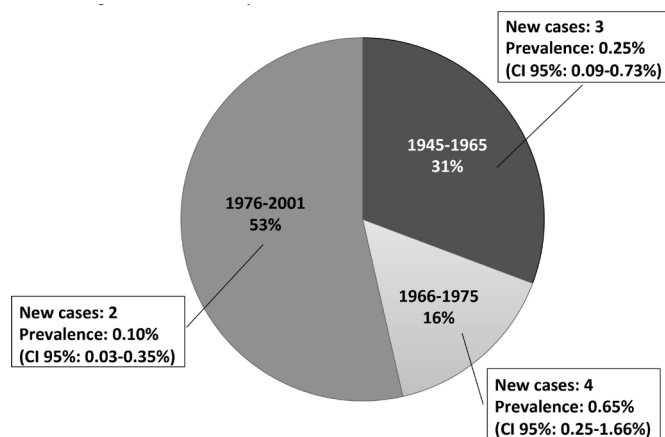


Figure 2 Proportion of people tested for HCV and prevalence of undiagnosed HCV cases by birth cohort. HCV, hepatitis C virus.

In terms of linkage to care, one out of two HIV-infected patients (50%) and two out of nine HCV-infected patients (22%) were linked to care at 3 months based on our criteria. The patient with newly diagnosed HIV and not linked to care left the consultation after disclosure of the diagnosis by the infectious disease specialist and did not answer our calls thereafter. Four of the nine patients with newly diagnosed HCV could not be reached after the ER visit. For the three remaining patients, one patient did not complete HCV RNA testing within 3 months, one did not complete fibrosis evaluation and one patient had medications prescribed after the 3 months follow-up period.

DISCUSSION

Our study demonstrates the feasibility of universal ER screening in Quebec. Despite the high-risk population served by the hospital, the number of new cases identified was low (two HIV and nine HCV). The overall prevalence of HCV in our study was similar to what is reported for the Montreal area (1.9% vs 1.5%) while HIV prevalence was higher than provincial estimates (1.2% vs 0.2%; no data available specifically for Montreal).^{30 31} This suggests that we have not underidentified the positive cases and that the number of undiagnosed cases in our environment is possibly lower than what is reported in the literature in Canada (HIV: 14% and HCV: 44%).^{3 4} The prevalence of new cases was similar to what was found in other ER universal screening studies, except for certain American studies (table 1).¹⁰ Our HIV results are also lower to what was observed in Vancouver (0.05% vs 0.2%).¹¹ Our study also underlines the challenges of conducting universal screening in an ER: relatively low staff adherence to screening offer (21.5% of all potentially eligible patients presenting to the ER), significant opt-out proportion (25% of patients informed of the screening programme), and non completion of screening of patients who did not opt-out (12%), especially when patients leave before being seen by the medical team or are discharged by the physician before the nurses could draw the blood.

All patients newly diagnosed had well-known risk factors for HIV or HCV. Having not been diagnosed before, these patients have likely benefited from our screening programme. However, a systematic targeted screening based on risk factors rather than a non-targeted testing without regards to risk factors might have been more effective. During a cluster-randomised two-period cross-over trial conducted in eight ERs in France, nurse-driven targeted screening was offered after the completion of a short self-administered questionnaire.³² Targeted screening combined with diagnostic testing (intervention strategy) was compared with a control strategy involving physician-directed diagnostic testing alone. The intervention resulted in a higher proportion of new diagnoses among patients visiting the ERs (RR 3.7, 95% CI 1.4 to 9.8). The authors compared their results to a non targeted screening study performed in the same region and reported higher proportions of positive results in the targeted study (0.46% vs 0.14%) with a substantial reduction in the number

of tests performed.^{32 33} On the other hand, some studies indicate that, even if the positive rate might be higher in targeted screening programmes, the absolute number of cases identified might be lower as less patients are tested or might be similar.^{34 35} Targeted screening reduces the number of tests to be performed and might potentially be less expensive than universal screening, provided that the strategy to identify cases, including staff requirements is not more costly than the tests avoided.

Baby boomers represented the majority of the new HCV cases, but only if the cohort was extended until 1975. Most cases were among patients born between 1965 and 1975 (figure 2). One argument regarding universal screening is the destigmatisation associated with this approach. The reasonably low proportion of opt-out in our study is in favour of this argument. Universal screening decreases memory biases associated to potentially remote risk factors.³⁶ Cost-effectiveness of baby-boomers screening has been advocated for implementation, but this economical benefit is highly dependent of the prevalence of undiagnosed cases. With the limitation that we identified a low number of cases, the fact that all of them had some risk factors seems to support the Canadian Task Force recommendation to limit screening of baby boomers to those who are at risk of HCV.²⁶

For HIV and HCV, linkage to care is critical. As the populations affected by these conditions are often vulnerable and marginalised, they face many barriers when trying to access care and their linkage is often difficult. In the present study, difficulties linking patients to care are consequently no exception (HIV: 50%; HCV: 22%). As some patients seen in the ER could not be traced back, the use of point-of-care tests could have been advantageous in order to improve results disclosure.³⁷ ER screening can also be an opportunity to re-link to care patients previously diagnosed.³⁸ Unfortunately, as this was not an aim of our study, we cannot comment on linkage to care of the previously diagnosed patients (76 HIV-infected and 109 HCV-infected patients).

In our study, only 21.5% of patients seen in the ER were informed of the screening programme but this finding is comparable to results of similar studies in the ER context, given the high patient volume environment.³⁹ Nursing participation is critical for a screening programme and recruitment was probably greatly influenced by the nurses' willingness to participate in the project, with some participating more than others. This was difficult to quantify, but was clearly perceived by the research nurse supporting the ER team. ER overflow is a real challenge in Quebec and elsewhere, particularly in winter, during the respiratory viruses season. Consequently, it was stipulated in the protocol that, if the workload of a nurse was too heavy, clinical care took precedence over the study. In addition, some nurses might have had reluctance to discuss HIV and HCV screening with patients due to discomfort with these conditions or perceptions that patients were at low risk.⁴⁰ A study conducted in California compared patients and nurses perspective regarding universal HIV and HCV



screening in the ER and concluded that nurses often negatively misperceived patients experience regarding screening, a situation at risk of complicating implementation of screening programmes.⁴¹

Our opt-out rates compared favourably with the literature. A systematic review published in 2017 reported an opt-out of 56% among 75 155 patients tested for HIV while we observed an opt-out of 25% in our study.¹⁰ Of note, several of these studies required written consent, even for an opt-out, which was not our case. The absence of consent prevented us to collect detailed information on patients who opted-out. On the other hand, this allowed our evaluation to be as close as possible to the real conditions in which a universal screening programme would be conducted outside of a research project.

The main limitation of our study is generalisability. The CHUM is an urban university hospital for tertiary/quaternary care. Due to its geographical localisation, it serves a large population of people who inject drugs (PWID) and MSM, even for secondary care, and should be representative for these populations who include the majority of HIV and HCV cases in Canada. For example, in 2018, these two populations were representing more than half the new HIV cases in Québec (MSM: 51.1%; PWID: 5.8%; both: 1.6%) and PWIDs represent more than 85% of new HCV diagnosis in Canada each year.^{28 42} However, our population is less representative of First nations or foreign-born patients.

In conclusion, universal screening of HIV and HCV in the ER is feasible even if the strategy did not lead to the identification of a large number of cases. In the perspective of elimination of AIDS and HCV, each case is important and those we identified might not have had access to screening in other settings. With a CI barely including the cost-effectiveness threshold for HIV, universal screening might not be the ideal screening strategy for this infection in our setting and targeted screening should be evaluated. Considering the higher number of HCV cases identified, universal screening might be adequate, under the limitations that cost-effectiveness threshold has not been established for HCV and that the number of new cases is expected to decrease over time with the availability of HCV treatments and elimination efforts currently ongoing. Finally, cost-effectiveness threshold of coscreening for HIV and HCV is not established but is probably lower than screening for only one condition. These tests can easily be performed together; consequently reducing human resources and blood draw costs. In some setting, adding hepatitis B or syphilis screening might also be considered. In order to take large-scale decision on establishment of screening programmes, this co-screening cost-effectiveness threshold should probably be established.

Author affiliations

¹CRCHUM, Montreal, Québec, Canada

²CHUM, Montreal, Québec, Canada

³Faculty of Medicine, Université de Montréal, Montreal, Quebec, Canada

⁴Clinique médicale urbaine du Quartier-Latin, Montreal, Québec, Canada

⁵Faculty of Medicine, Université de Sherbrooke, Sherbrooke, Quebec, Canada

⁶Department of Medicine, CHUS, Sherbrooke, Québec, Canada

⁷AP-HP Greater Paris University Hospital, AP-HP.Sorbonne Université, Clinical Research Platform of East of Paris, Paris, France

⁸Sorbonne Université, INSERM, Institut Pierre Louis d'Épidémiologie et de Santé Publique, IPLESP, SUMO, Paris, France

⁹Institut national de santé publique du Québec, Quebec, Quebec, Canada

¹⁰Direction régionale de santé publique de Montréal, Montréal, Quebec, Canada

Acknowledgements The authors would like to acknowledge the participation of Danielle Navarre, Catherine Boucher, Chantal Morrisseau and Karell Bossé.

Contributors VM-L and CT led the project and reported substantial contributions to the conception, design, acquisition, analysis, interpretation of data and drafting the work. J-GB, IA, JL, JC, EJ, DH and GL contributed to the conception, design, analysis and interpretation of data for the work and critical revision of the manuscript (initial and revised versions) for important intellectual content. EJ and DH additionally contributed to data acquisition. All authors approved the final version of this manuscript and agreed to be accountable for all aspects of the work. VM-L is the guarantor.

Funding This study was funded by the Ministère de la Santé et des Services Sociaux du Québec (grant number : N/A), Gilead Sciences (grant number : N/A) and Merck (grant number : N/A). VM-L is funded by Chercheur-boursier clinicien Junior 1-FRQ-S.

Competing interests VM-L: research grants/consultant: Gilead Sciences, Merck, Abbvie, research material: Cepheids; J-GB: research grants: GlaxoSmithKline, Merck, and Gilead Sciences, consultant: Viiv Healthcare, Merck, and Gilead Sciences; CT: research grants: Viiv, Merck, Gilead Sciences, consultant: Merck, Gilead Sciences, Viiv. IA, JL, JC, EJ, DH and GL have no competing interests to disclose.

Patient and public involvement Patients and/or the public were not involved in the design, or conduct, or reporting, or dissemination plans of this research.

Patient consent for publication Not applicable.

Ethics approval The project was approved by the CHUM institutional review board (IRB). A waiver of consent was granted by the IRB for the screening portion of the project as it considered the study as the evaluation of a program. For the linkage-to-care portion of the project, participants signed an informed consent form. All research procedures have conformed to the principles embodied in the Declaration of Helsinki.

Provenance and peer review Not commissioned; externally peer reviewed.

Data availability statement All data relevant to the study are included in the article or uploaded as online supplemental information.

Open access This is an open access article distributed in accordance with the Creative Commons Attribution Non Commercial (CC BY-NC 4.0) license, which permits others to distribute, remix, adapt, build upon this work non-commercially, and license their derivative works on different terms, provided the original work is properly cited, appropriate credit is given, any changes made indicated, and the use is non-commercial. See: <http://creativecommons.org/licenses/by-nc/4.0/>.

ORCID iDs

Valerie Martel-Laferriere <http://orcid.org/0000-0001-7973-8582>

José Côté <http://orcid.org/0000-0002-0617-2861>

REFERENCES

- UNAIDS. 90-90-90 an ambitious treatment target to help end the AIDS epidemic. Secondary UNAIDS. 90-90-90 An ambitious treatment target to help end the AIDS epidemic, 2014. Available: https://www.unaids.org/sites/default/files/media_asset/90-90-90_en.pdf
- WHO. Combating hepatitis B and C to reach elimination by 2030 secondary who. combating hepatitis B and C to reach elimination by 2030 2016 https://apps.who.int/iris/bitstream/handle/10665/206453/WHO_HIV_2016.04_eng.pdf;jsessionid=0EE0C68A08FAE219C6E59FF636B54754?sequence=1
- Trubnikov M, Yan P, Archibald C. Estimation de la prévalence de l'infection PAR Le virus de l'hépatite C Au Canada, 2011. *RMTC* 2014;40:442–50.

- 4 Agence de Santé publique du Canada. Résumé: estimations de l'incidence et de la prévalence Du VIH, et des progrès réalisés PAR Le Canada en Ce qui concerne les cibles 90-90-90 pour Le VIH. secondary Agence de Santé publique Du Canada. Résumé: estimations de l'incidence et de la prévalence Du VIH, et des progrès réalisés PAR Le Canada en Ce qui concerne les cibles 90-90-90 pour Le VIH, 2016. Available: <https://www.canada.ca/content/dam/phac-aspc/documents/services/publications/diseases-conditions/summary-estimates-hiv-incidence-prevalence-canadas-progress-90-90-90/pub-fra.pdf>
- 5 Montoy JCC, Dow WH, Kaplan BC. Patient choice in opt-in, active choice, and opt-out HIV screening: randomized clinical trial. *BMJ* 2016;532:h6895.
- 6 Prekker ME, Gary BM, Patel R, et al. A comparison of routine, opt-out HIV screening with the expected yield from physician-directed HIV testing in the ED. *Am J Emerg Med* 2015;33:506–11.
- 7 Branson BM, Handsfield HH, Lampe MA. Revised recommendations for HIV testing of adults, adolescents, and pregnant women in health-care settings. MMWR. recommendations and reports: morbidity and mortality weekly report. *Recommendations and Reports* 2006;55.
- 8 Moyer VA, U.S. Preventive Services Task Force. Screening for HIV: U.S. preventive services task force recommendation statement. *Ann Intern Med* 2013;159:51–60.
- 9 Paltiel AD, Weinstein MC, Kimmel AD, et al. Expanded screening for HIV in the United States — an analysis of cost-effectiveness. *N Engl J Med Overseas Ed* 2005;352:586–95.
- 10 Henriquez-Camacho C, Villafuerte-Gutierrez P, Pérez-Molina JA, et al. Opt-out screening strategy for HIV infection among patients attending emergency departments: systematic review and meta-analysis. *HIV Med* 2017;18:419–29.
- 11 Gustafson R, Demlow SE, Nathoo A, et al. Routine HIV testing in acute care hospitals: changing practice to curb a local HIV epidemic in Vancouver, bc. *Prev Med* 2020;137:106132.
- 12 Bielen R, Kremer C, Koc Özgür M, et al. Screening for hepatitis C at the emergency department: should babyboomers also be screened in Belgium? *Liver Int* 2019;39:667–75.
- 13 Bundle N, Balasegaram S, Parry S, et al. Seroprevalence and demographic factors associated with hepatitis B, hepatitis C and HIV infection from a hospital emergency department testing programme, London, United Kingdom, 2015 to 2016. *Euro Surveill* 2019;24.
- 14 Cieply L, Simmons R, Ijaz S, et al. Seroprevalence of HCV, HBV and HIV in two inner-city London emergency departments. *Epidemiol Infect* 2019;147:e145.
- 15 Schechter-Perkins EM, Miller NS, Hall J, et al. Implementation and preliminary results of an emergency department nontargeted, Opt-out hepatitis C virus screening program. *Acad Emerg Med* 2018;25:1216–26.
- 16 Cowan E, Herman HS, Rahman S. Bundled HIV and hepatitis C testing in the emergency department: a randomized controlled trial. *West J Emerg Med* 2018;19:1049–56.
- 17 Evans H, Balasegaram S, Douthwaite S, et al. An innovative approach to increase viral hepatitis diagnoses and linkage to care using opt-out testing and an integrated care pathway in a London emergency department. *PLoS One* 2018;13:e0198520.
- 18 Torian LV, Felsen UR, Xia Q, et al. Undiagnosed HIV and HCV infection in a new York City emergency department, 2015. *Am J Public Health* 2018;108:652–8.
- 19 Bert F, Rindermann A, Abdelfattah MA, et al. High prevalence of chronic hepatitis B and C virus infection in a population of a German metropolitan area: a prospective survey including 10215 patients of an interdisciplinary emergency unit. *Eur J Gastroenterol Hepatol* 2016;28:1246–52.
- 20 Hsieh Y-H, Rothman RE, Laeyendecker OB, et al. Evaluation of the centers for disease control and prevention recommendations for hepatitis C virus testing in an urban emergency department. *Clin Infect Dis* 2016;62:1059–65.
- 21 Lyons MS, Kunnathur VA, Rouser SD, et al. Prevalence of diagnosed and undiagnosed hepatitis C in a midwestern urban emergency department. *Clin Infect Dis* 2016;62:1066–71.
- 22 O'Connell S, Lillis D, Cotter A, et al. Opt-Out panel testing for HIV, hepatitis B and hepatitis C in an urban emergency department: a pilot study. *PLoS One* 2016;11:e0150546.
- 23 Vermehren J, Schlosser B, Domke D, et al. High prevalence of anti-HCV antibodies in two metropolitan emergency departments in Germany: a prospective screening analysis of 28,809 patients. *PLoS One* 2012;7:e41206.
- 24 Moyer VA, U.S. Preventive Services Task Force. Screening for hepatitis C virus infection in adults: U.S. preventive services task force recommendation statement. *Ann Intern Med* 2013;159:349–57.
- 25 Centers for Disease Control and Prevention. Testing recommendations for hepatitis C virus infection. secondary centers for disease control and prevention. Testing recommendations for hepatitis C virus infection <https://www.cdc.gov/hepatitis/hcv/guidelinesc.htm>
- 26 Grad R, Thombs B, Tonelli M, et al. Recommendations on hepatitis C screening for adults. *CMAJ* 2017;189:E594–604.
- 27 Shah HA, Heathcote J, Feld JJ. A Canadian screening program for hepatitis C: is now the time? *CMAJ* 2013;185:1325–8.
- 28 The Canadian Network on Hepatitis C Blueprint Writing Committee and Working Groups. Blueprint to inform hepatitis C elimination efforts in Canada. Secondary the Canadian network on hepatitis C blueprint writing committee and working groups. blueprint to inform hepatitis C elimination efforts in Canada, 2019. Available: https://www.canhepc.ca/sites/default/files/media/documents/blueprint_hcv_2019_05.pdf
- 29 Direction des risques biologiques et de la santé au travail. Avis sur la pertinence d'un dépistage du VHC chez les baby-boomers au Québec. Secondary Direction des risques biologiques et de la santé au travail. Avis sur la pertinence d'un dépistage du VHC chez les baby-boomers au Québec 2017. Available: https://www.inspq.qc.ca/sites/default/files/publications/2333_pertinence_depistage_vhc_baby_boomers.pdf
- 30 Institut National de Santé Publique du Québec. Portrait de la situation de l'hépatite C au Québec – 1990-2004. Secondary Institut National de Santé Publique du Québec. Portrait de la situation de l'hépatite C au Québec – 1990-2004 2006. Available: http://www.inspq.qc.ca/pdf/publications/514-PortraitHepatitisC_AnalyseDemande.pdf
- 31 Direction des risques biologiques et de la santé Au travail. portrait des infections transmissibles sexuellement et PAR Le sang (ITSS) Au Québec. Année 2018 et projections 2019. secondary direction des risques biologiques et de la santé Au travail. portrait des infections transmissibles sexuellement et PAR Le sang (ITSS) Au Québec. Année 2018 et projections, 2019. Available: https://www.inspq.qc.ca/sites/default/files/publications/2612_infections_transmissibles_sexuellement_sang.pdf
- 32 Leblanc J, Hejblum G, Costagliola D, et al. Targeted HIV screening in eight emergency departments: the DICI-VIH cluster-randomized Two-Period crossover trial. *Ann Emerg Med* 2018;72:41–53.
- 33 d'Almeida KW, Kierzek G, de Truchis P, et al. Modest public health impact of nontargeted human immunodeficiency virus screening in 29 emergency departments. *Arch Intern Med* 2012;172:12–20.
- 34 Lyons MS, Lindsell CJ, Ruffner AH, et al. Randomized comparison of universal and targeted HIV screening in the emergency department. *J Acquir Immune Defic Syndr* 2013;64:315–23.
- 35 Haukoos JS, Lyons MS, Rothman RE, et al. Comparison of HIV screening strategies in the emergency department: a randomized clinical trial. *JAMA Netw Open* 2021;4:e2117763.
- 36 Ti L, Lima V, Hull M, et al. Hepatitis C testing in Canada: don't leave baby boomers behind. *CMAJ* 2017;189:E870–1.
- 37 Minichiello A, Swab M, Chongo M, et al. HIV point-of-care testing in Canadian settings: a scoping review. *Front Public Health* 2017;5:76.
- 38 Prince DS, Pipicella JL, Fraser M, et al. Screening emergency admissions at risk of chronic hepatitis C (SEARCH) to diagnose or 're-diagnose' infections is effective in Australia. *J Viral Hepat* 2021;28:121–8.
- 39 Leblanc J, Côté J, Pagé MG, et al. Implementation of nurse-driven HIV screening targeting key populations in emergency departments: a multilevel analysis from the DICI-VIH trial. *Worldviews Evid Based Nurs* 2019;16:444–53.
- 40 Leblanc J, Côté J, Auger P, et al. Acceptability of nurse-driven HIV screening for key populations in emergency departments: a mixed-methods study. *Nurs Res* 2021;70:354–65.
- 41 White DAE, Anderson ES, Pfeil SK, et al. Differences between emergency nurse perception and patient reported experience with an ED HIV and hepatitis C virus screening program. *J Emerg Nurs* 2016;42:139–45.
- 42 Institut National de Santé Publique du Québec. Programme de surveillance de l'infection par le virus de l'immunodéficience humaine (VIH) au Québec. Rapport annuel 2018. Secondary Institut National de Santé Publique du Québec. Programme de surveillance de l'infection par le virus de l'immunodéficience humaine (VIH) au Québec. Rapport annuel 2018, 2019. Available: https://www.inspq.qc.ca/sites/default/files/publications/2611_programme_surveillance_infection_vih_2018.pdf