



**HAL**  
open science

# Interpretation of Parareal as a Two-level Additive Schwarz In Time Preconditioner and Its Acceleration with GMRES

Van-Thanh Nguyen, Laura Grigori

► **To cite this version:**

Van-Thanh Nguyen, Laura Grigori. Interpretation of Parareal as a Two-level Additive Schwarz In Time Preconditioner and Its Acceleration with GMRES. Numerical Algorithms, 2023, 10.1007/s11075-022-01492-8 . hal-04038459

**HAL Id: hal-04038459**

**<https://hal.sorbonne-universite.fr/hal-04038459v1>**

Submitted on 20 Mar 2023

**HAL** is a multi-disciplinary open access archive for the deposit and dissemination of scientific research documents, whether they are published or not. The documents may come from teaching and research institutions in France or abroad, or from public or private research centers.

L'archive ouverte pluridisciplinaire **HAL**, est destinée au dépôt et à la diffusion de documents scientifiques de niveau recherche, publiés ou non, émanant des établissements d'enseignement et de recherche français ou étrangers, des laboratoires publics ou privés.

# Interpretation of Parareal as a Two-level Additive Schwarz In Time Preconditioner and Its Acceleration with GMRES

Van-Thanh Nguyen<sup>1,2\*</sup> and Laura Grigori<sup>1,2</sup>

<sup>1</sup>Inria, Project-Team ALPINES, 2 Rue Simone IFF, Paris, 75012, France.

<sup>2</sup>Sorbonne Université and Université de Paris, CNRS, Laboratoire Jacques-Louis Lions (LJLL), 4 Place Jussieu, Paris, 75005, France.

\*Corresponding author(s). E-mail(s): [van-thanh.nguyen@inria.fr](mailto:van-thanh.nguyen@inria.fr);  
Contributing authors: [laura.grigori@inria.fr](mailto:laura.grigori@inria.fr);

## Abstract

We describe an interpretation of parareal as a two-level additive Schwarz preconditioner in the time domain. We show that this two-level preconditioner in time is equivalent to parareal and to multi-grid reduction in time (MGRIT) with F-relaxation. We also discuss the case when additional fine or coarse propagation steps are applied in the preconditioner. This leads to procedures equivalent to MGRIT with FCF-relaxation and to MGRIT with  $F(CF)^2$ -relaxation or overlapping parareal. Numerical results show that these variants have faster convergence in some cases. In addition, we also apply a Krylov subspace method, namely GMRES (Generalized Minimal Residual), to accelerate the parareal algorithm. Better convergence is obtained, especially for the advection-reaction-diffusion equation in the case when advection and reaction coefficients are large.

**Keywords:** Parareal , Two-level additive Schwarz in time preconditioner , MGRIT with F-relaxation , FCF-relaxation ,  $F(CF)^2$ -relaxation , GMRES

# 1 Introduction

In this paper we focus on parareal, an algorithm introduced by J.L. Lions et al. [1] in 2001, which allows to exploit parallelism in time for initial value problems. Over the last two decades, this algorithm has been studied for a range of applications, going from molecular dynamics simulations [2], unsteady hydrodynamic simulations [3], kinetic neutron diffusion equation [4, 5], the Korteweg-deVries-Burgers' equations [6], Hamiltonian systems [7, 8], to financial mathematics as the Black-Scholes equations [9–11]. Its stability and convergence are studied in a series of papers, e.g. [12–15].

Given a time dependent problem, parareal allows parallel in time integration by relying on a combination between a fine propagator, which gives a very accurate approximate of the solution, and a coarse propagator, which is less expensive and gives a coarse approximate of the solution. For this, the time domain is decomposed into a number of uniform time subdomains. From an initial solution obtained by sequentially using the coarse propagator, parareal iteratively corrects it by the difference between the fine solution obtained in parallel using the fine propagator and the coarse solution obtained from the previous iteration.

Several different interpretations of parareal exist in the literature. A derivation of the parareal algorithm as a multiple shooting method is given in [13]. An investigation of the usage of spectral deferred corrections in the framework of parareal is given in [16, 17]. Coupling parareal in time with Schwarz waveform relaxation methods [18, 19] to exploit parallelism in both time and space are promising directions of research as well. Parareal can also be interpreted as a multigrid method in time, referred to as MGRIT with F-relaxation [20, 21]. Following this interpretation, several different variants have been investigated, as MGRIT with FCF-relaxation, MGRIT with F(CF)<sup>2</sup>-relaxation, e.g. [21, 22], where F refers to the F-relaxation and C refers to the C-relaxation.

Given that parareal relies on a decomposition of the time domain into subdomains, in this paper we study the connection between parareal and domain decomposition methods. Traditionally domain decomposition methods are used for solving a linear system of equations  $\tilde{A}\tilde{u} = \tilde{f}$ ,  $\tilde{A} \in \mathbb{R}^{n \times n}$ , arising from the discretization of a PDE by using for example the finite element method, and they rely on a decomposition of the space domain into subdomains. We consider here the case in which this linear system is solved by using an iterative method as a Krylov subspace method, preconditioned by  $\tilde{M}^{-1}$ ,

$$\tilde{M}^{-1}\tilde{A}\tilde{u} = \tilde{M}^{-1}\tilde{f},$$

where  $\tilde{M}^{-1}$  is a domain decomposition method. One-level domain decomposition preconditioners such as additive and multiplicative Schwarz preconditioners are well-known in the literature for domain decomposition in space, see e.g. [23]. However, their convergence rate deteriorates when the number of subdomains becomes large because of a lack of global information coupling the subdomains. In order to obtain a scalable domain decomposition algorithm

which depends weakly on the number of subdomains, a coarse space can be used to couple global information of all subdomains. This leads to the idea of two-level domain decomposition preconditioners. Given a spatial decomposition of the degrees of freedom of  $\tilde{A}$  into  $\tilde{N}$  subdomains, the restriction of  $\tilde{A}$  to a spatial subdomain  $i$ , for  $i = 1, \dots, \tilde{N}$ , is referred to as  $\tilde{A}_i$  and is obtained by defining a restriction matrix  $\tilde{R}_i$  together with a prolongation matrix  $\tilde{R}_i^T$ , such that  $\tilde{A}_i = \tilde{R}_i \tilde{A} \tilde{R}_i^T$ . By defining the coarse matrix  $\tilde{A}_0$  and corresponding restriction and prolongation matrices  $\tilde{R}_0, \tilde{R}_0^T$ , the two-level additive Schwarz preconditioner is defined as,

$$\tilde{M}_{AS2}^{-1} = \tilde{R}_0^T \tilde{A}_0^{-1} \tilde{R}_0 + \sum_{i=1}^{\tilde{N}} \tilde{R}_i^T \tilde{A}_i^{-1} \tilde{R}_i,$$

and the two-level multiplicative Schwarz preconditioner is analogously defined as

$$\tilde{M}_{MS2}^{-1} = \left[ \mathcal{I} - (\mathcal{I} - \tilde{R}_0^T \tilde{A}_0^{-1} \tilde{R}_0 \tilde{A}) \prod_{i=1}^{\tilde{N}} (\mathcal{I} - \tilde{R}_i^T \tilde{A}_i^{-1} \tilde{R}_i \tilde{A}) \right] \tilde{A}^{-1}.$$

To show the equivalence between parareal and two-level domain decomposition methods, we consider the linear time dependent problem,

$$\frac{du}{dt} = f(u) \quad , \quad u(0) = u_0, \quad u(t) \in \mathbb{R}^d, t \text{ in } (0, T), \quad (1)$$

and an algebraic framework in which the solution to (1) can be obtained by solving with a residual correction scheme the linear system of equations,

$$AU_F = f, \quad (2)$$

where the time domain  $(0, T)$  was decomposed into  $N$  time subdomains,  $A \in \mathbb{R}^{(N+1)d \times (N+1)d}$  is bidiagonal and denotes the time-stepping coefficient matrix with the form,

$$A := \begin{bmatrix} \mathcal{I} & & & & \\ -\phi & \mathcal{I} & & & \\ & & \ddots & \ddots & \\ & & & & -\phi & \mathcal{I} \end{bmatrix}.$$

In this equation  $\mathcal{I} \in \mathbb{R}^{d \times d}$  is the identity matrix,  $\phi \in \mathbb{R}^{d \times d}$  denotes an arbitrary stable discretization method in space and time,  $U_F := [u_0, \dots, u_N]^T$  denotes the solution at fine time steps and  $f := [u_0, 0, \dots, 0]^T$  is the right-hand side. The matrix  $A$  includes all the time steps for the whole time domain. If  $N$  and  $d$  become large, (2) results in a very large and sparse system. This is the case where domain decomposition type methods show their advantages. We consider the problem on a uniform grid, the time steps and space steps do not change from one to the next so the discretization matrix for each time step, namely  $\phi$ , does not change. We show that parareal is equivalent to using

the preconditioned stationary iteration which computes a new approximate solution  $U_F^{k+1}$  from  $U_F^k$ ,

$$U_F^{k+1} = U_F^k + M_{SC}^{-1}(f - AU_F^k),$$

where  $M_{SC}^{-1}$  is a two-level additive Schwarz in time preconditioner defined as,

$$M_{SC}^{-1} = (R_0^T A_0^{-1} R_0 + \mathbb{I} - R_0^T R_0) \left( \sum_{i=1}^{\hat{N}} R_i^T A_i^{-1} R_i \right). \quad (3)$$

*Remark 1* The preconditioner  $M_{SC}^{-1}$  in (3) is different from the so-called hybrid preconditioner where subdomain preconditioning is applied additively, but the coarse solve is applied multiplicatively in the second stage, i.e.,

$$M_{hybrid}^{-1} = R_0^T A_0^{-1} R_0 + (\mathbb{I} - R_0^T A_0^{-1} R_0) \left( \sum_{i=1}^{\hat{N}} R_i^T A_i^{-1} R_i \right).$$

A symmetrized version of this preconditioner appears as  $P_{hy1}$  in the standard reference of Toselli and Widlund (2005) for domain decomposition methods, [24].

We give in section 3 the exact definitions of the subdomain matrices  $A_i$ , for  $i = 1, \dots, \hat{N}$ , the coarse time correction matrix  $A_0$ , as well as the restriction and prolongation matrices  $R_i, R_i^T$ , for  $i = 0, \dots, \hat{N}$ , where  $\hat{N}$  is the number of subdomain matrices of  $A$ . The matrix  $\mathbb{I} \in \mathbb{R}^{(N+1)d \times (N+1)d}$  is the identity matrix. The first term denotes an additive Schwarz preconditioner in time, which is computed in parallel by using the fine propagators, followed by a coarse correction in time, based on a coarse propagator, which is computed sequentially and transfers the information globally between the different time subdomains.

Furthermore, we show that this two-level additive Schwarz in time preconditioner has the same error propagation as MGRIT with F-relaxation at coarse time points, discussed in [20, 21, 25]. As expected, this shows that the three algorithms parareal, MGRIT with F-relaxation, and two-level additive Schwarz in time preconditioner from (3) are equivalent. We also discuss that applying additional fine or coarse propagation steps in the two-level additive Schwarz in time preconditioner is equivalent to MGRIT with FCF-relaxation and MGRIT with F(CF)<sup>2</sup>-relaxation or overlapping parareal, discussed in [26]. Faster convergence can be achieved in some cases, but the trade-off is also important to consider. To improve the convergence, a variant of two-level domain decomposition method, referred to as SCS<sup>2</sup> two-level additive Schwarz in time preconditioner, provides a good alternative, since it relies on increasing the number of additive Schwarz in time steps, while keeping only one coarse correction step, which is performed in sequential. Note that the notations S

and C used here in the context of two-level additive Schwarz in time preconditioner correspond to the use of fine and coarse propagators. They are different from F-relaxation and C-relaxation used in MGRIT. Specifically, S and C propagation steps in the two-level additive Schwarz in time preconditioner start from the same coarse time points and propagate to obtain the approximate solution at the end of each time subdomain. While F-relaxation propagates to obtain the approximate solution at fine time points based on the coarse time points, and C-relaxation propagates to obtain the approximate solution at coarse time points based on the previous fine time points, for more details see [25]. We also explore the usage of Krylov subspace methods for solving the system (2). This gives promising numerical results, especially for solving the advection-reaction-diffusion equation with large advection and reaction terms.

The paper is organised as follows. Section 2 recalls parareal algorithm and its formulation as a residual correction scheme. Section 3 introduces an interpretation of parareal as a two-level additive Schwarz in time preconditioner. Section 4 discusses several variants of this two-level additive Schwarz in time preconditioner and gives their convergence analysis. Further, theoretical convergence bounds are given in section 5. Several numerical experiments are presented in section 6, where we consider the Dahlquist problem, the heat equation, and the advection-reaction-diffusion equation. Conclusions and perspectives are given in section 7.

## 2 Parareal algorithm

In this section we describe the parareal algorithm by following its presentation from e.g. [13]. For the simplicity of the exposition, we consider the scalar linear time dependent problem,

$$\frac{du}{dt} = f(u) \quad , \quad u(0) = u_0, \quad u(t) \in \mathbb{R}^d, t \text{ in } (0, T), \quad (4)$$

The time interval  $[0, T]$  is decomposed into  $N_C$  uniform time subdomains  $[T_n, T_{n+1}]$  with  $n = 0, \dots, N_C - 1$ . Parareal uses two solvers, a fine solver  $\mathcal{F}(T_{n+1}, T_n, U_n)$ , which gives a very good approximate, and a coarse solver  $\mathcal{G}(T_{n+1}, T_n, U_n)$ , which gives a coarse approximate of the solution at time  $T_{n+1}$  starting from the initial solution  $U_n$  at time  $T_n$ . The initial approximate  $U_n^0$  at coarse time points is obtained typically by using sequentially the coarse solver,

$$U_{n+1}^0 = \mathcal{G}(T_{n+1}, T_n, U_n^0), \quad U_0^0 = u_0.$$

From this initial solution in time, parareal iteratively computes a new approximate of the solution of equation (4) until some convergence criterion is met. At each iteration  $k + 1$ ,  $k \geq 0$ , a new approximate is computed as,

$$U_{n+1}^{k+1} = \mathcal{G}(T_{n+1}, T_n, U_n^{k+1}) + \mathcal{F}(T_{n+1}, T_n, U_n^k) - \mathcal{G}(T_{n+1}, T_n, U_n^k). \quad (5)$$

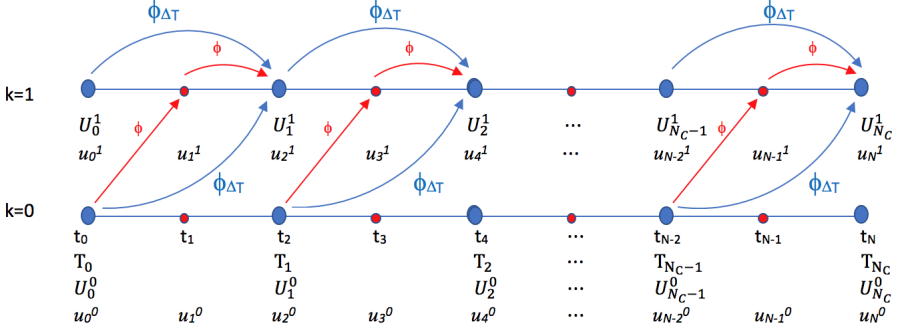
The coarse and the fine solvers can be chosen in various ways. Very often a higher order approximation is used for the fine solver and a lower order approximation is used for the coarse solver. The coarse solver can also solve a different problem, which is simpler to solve than the original one, as long as it gives an acceptable approximate of the solution. However, the coarse solver plays an important role in the convergence of the parareal algorithm. It should be chosen in such a way that it is cheap but accurate enough compared to the fine one, otherwise parareal algorithm can converge slowly. One simple approach is to choose the same discretizations in both time and space for both coarse and fine solvers, but with larger time step  $\Delta t$  for the coarse solver and smaller  $\delta t$  for the fine solver. Furthermore, one can also use a coarsened spatial mesh for the coarse solver, see [27].

## 2.1 Parareal execution from an algebraic point of view

Consider the time dependent problem from equation (4) for which the time interval  $[0, T]$  is divided into  $N$  uniform time slices  $[t_n, t_{n+1}]$  with length  $\delta t$ , for  $n = 0, \dots, N - 1$ . On the other hand,  $[0, T]$  is also partitioned into  $N_C$  uniform coarse time intervals  $[T_l, T_{l+1}]$  with length  $\Delta T$ , for  $l = 0, \dots, N_C - 1$ . We denote by  $\phi$  a stable discretization method in time such as forward Euler, backward Euler, Runge-Kutta or higher order methods, and by  $\phi_{\Delta T}$  the coarse solver for which the same methods are used but with larger time step, or lower order methods or spatial coarsening, in particular  $\phi_{\Delta T}$  approximates the fine solver  $\phi^m$ . Let  $\delta t$  be the fine time step and  $\Delta t = \Delta T = m\delta t$  be the coarse time step (we use one coarse time step for the coarse solver on each coarse time interval), in which  $m$  denotes the number of fine time steps on each coarse time interval. We note that the error propagation and convergence analysis in sections 3, 4, 5 are based on the assumption that  $\phi$  and  $\phi_{\Delta T}$  can be diagonalized by the same set of eigenvectors, in cases when when  $\phi$  and  $\phi_{\Delta T}$  have the same spatial discretization as stated in [25]. Furthermore, the analysis of spatial discretization can also be found in [28]. Without loss of generality, we consider in this work the same discretization methods in both time and space for both coarse and fine solvers, namely the backward Euler in time and centered finite difference method in space. However discretizations as forward Euler, Runge-Kutta or higher order methods can also be used in the same framework, we illustrate this by using Runge-Kutta 4 for the fine solver in section 6.4. In this paper we focus on the linear constant-coefficient partial differential equations, in particular the heat equation and the advection-reaction-diffusion equation. By sequentially applying  $\phi$ , the linear system of equations obtained has the form:

$$AU_F := \begin{bmatrix} \mathcal{I} & & & & \\ -\phi & \mathcal{I} & & & \\ & & \ddots & \ddots & \\ & & & & -\phi & \mathcal{I} \end{bmatrix} \begin{bmatrix} u_0 \\ u_1 \\ \vdots \\ u_N \end{bmatrix} = \begin{bmatrix} u_0 \\ 0 \\ \vdots \\ 0 \end{bmatrix} =: f, \quad (6)$$

where  $A \in \mathbb{R}^{(N+1)d \times (N+1)d}$  denotes the time-stepping coefficient matrix,  $\mathcal{I} \in \mathbb{R}^{d \times d}$  denotes the identity matrix and  $\phi \in \mathbb{R}^{d \times d}$  denotes the discretization matrix. This system of equations can be solved by using a direct method in which the solutions  $u_i, i = 0, \dots, N$  at different time steps are obtained sequentially. This results in a complexity of  $N$  time steps, each time step being solved by using  $\phi$ . But instead of just using  $\phi$ , parareal combines the use of both coarse and fine solvers to result in a faster algorithm in which the fine solvers are performed in parallel.



**Fig. 1** Two-level temporal mesh and parareal execution.

We describe parareal by considering a simple two-level temporal mesh for which  $m = 2$ , as displayed in figure 1. With this choice, the fine nodes are defined at all time points  $\{t_0, t_1, t_2, \dots, t_N\}$ , while the coarse nodes are defined at even time points  $\{t_0, t_2, \dots, t_N\}$ . At the initial step  $k = 0$ , the initial approximate of the coarse solution is obtained by applying  $\phi_{\Delta T}$  sequentially and the fine solution is obtained by interpolating. Let  $\mathcal{F}(T_{n+1}, T_n, U_n^k) := \phi^2 U_n^k$  be the fine propagator and  $\mathcal{G}(T_{n+1}, T_n, U_n^k) := \phi_{\Delta T} U_n^k$  be the coarse propagator, parareal iteration from (5) becomes,

$$U_{n+1}^{k+1} = \phi_{\Delta T} U_n^{k+1} + \phi^2 U_n^k - \phi_{\Delta T} U_n^k,$$

where  $U_n^k$  corresponds to  $u_{2n}^k$  which denotes the parareal solution at coarse time point  $t_{2n}$ ,  $n = 0, \dots, N/2$  and iteration  $k$ . In detail, parareal computes the approximate solutions at fine time points as follows,

$$u_i^{k+1} = \begin{cases} u_0, & \text{if } i = 0, \\ \phi u_{i-1}^k, & \text{for } i = 1, 3, \dots, N-1, \\ \phi_{\Delta T} u_{i-2}^{k+1} + \phi u_{i-1}^{k+1} - \phi_{\Delta T} u_{i-2}^k, & \text{for } i = 2, 4, \dots, N. \end{cases} \quad (7)$$

As it can be seen from figure 1, the fine approximate solutions can be computed in parallel based on the coarse approximate solutions from the previous



iterations. Generally for arbitrary  $m \geq 2$ , we have similarly,

$$U_{n+1}^{k+1} = \phi_{\Delta T} U_n^{k+1} + \phi^m U_n^k - \phi_{\Delta T} U_n^k. \quad (8)$$

## 2.2 Expression of the standard residual correction scheme

As presented in e.g. [26], parareal algorithm can be seen as a preconditioned residual correction scheme of a reduced system representing only the coarse time solutions, which is obtained from the original system of equations (6). For this, a coarse matrix  $A_C$  represents the time steps of the coarse level (here we keep every second time point on each time interval),  $U_C$  represents the unknown solutions and  $f_C$  the right-hand side at coarse time points,

$$A_C U_C := \begin{bmatrix} \mathcal{I} & & & & \\ -\phi^2 & \mathcal{I} & & & \\ & & \ddots & \ddots & \\ & & & -\phi^2 & \mathcal{I} \\ & & & -\phi^2 & \mathcal{I} \end{bmatrix} \begin{bmatrix} u_0 \\ u_2 \\ \vdots \\ u_{N-2} \\ u_N \end{bmatrix} = \begin{bmatrix} u_0 \\ 0 \\ \vdots \\ 0 \\ 0 \end{bmatrix} =: f_C. \quad (9)$$

This reduced system of equations (9) produces exactly the same solutions as the original system (6) at coarse time points. A preconditioner  $\tilde{M}$  which approximates the coarse matrix  $A$  is obtained by approximating each fine time integration propagator  $\phi^2$  by one coarse integration propagator  $\phi_{\Delta T}$ ,

$$\tilde{M} := \begin{bmatrix} \mathcal{I} & & & & \\ -\phi_{\Delta T} & \mathcal{I} & & & \\ & & \ddots & \ddots & \\ & & & -\phi_{\Delta T} & \mathcal{I} \\ & & & -\phi_{\Delta T} & \mathcal{I} \end{bmatrix}.$$

By using the preconditioned stationary iteration at the coarse level, we obtain at iteration  $k$ ,

$$U_C^{k+1} = U_C^k + \tilde{M}^{-1}(f_C - A_C U_C^k), \quad (10)$$

which can be written as,

$$\tilde{M}(U_C^{k+1} - U_C^k) = f_C - A_C U_C^k, \quad (11)$$

or explicitly written as,

$$\begin{bmatrix} \mathcal{I} & & & & \\ -\phi_{\Delta T} & \mathcal{I} & & & \\ & & \ddots & \ddots & \\ & & & -\phi_{\Delta T} & \mathcal{I} \\ & & & -\phi_{\Delta T} & \mathcal{I} \end{bmatrix} \begin{bmatrix} u_0^{k+1} - u_0^k \\ u_2^{k+1} - u_2^k \\ \vdots \\ u_{N-2}^{k+1} - u_{N-2}^k \\ u_N^{k+1} - u_N^k \end{bmatrix} = \begin{bmatrix} u_0 - u_0^k \\ \phi^2 u_0^k - u_2^k \\ \vdots \\ \phi^2 u_{N-4}^k - u_{N-2}^k \\ \phi^2 u_{N-2}^k - u_N^k \end{bmatrix}. \quad (12)$$



$$\begin{aligned}
u_{j+1}^{k+1} &= \phi u_j^k, \\
u_{j+2}^{k+1} &= \phi u_{j+1}^{k+1}, \\
&\vdots \\
u_{j+m-1}^{k+1} &= \phi u_{j+m-2}^{k+1}, \\
u_{j+m}^{k+1} &= \phi_{\Delta T} u_j^{k+1} + \phi u_{j+m-1}^{k+1} - \phi_{\Delta T} u_j^k = \phi_{\Delta T} u_j^{k+1} + \phi^m u_j^k - \phi_{\Delta T} u_j^k,
\end{aligned}$$

which is identical to (8) and concludes the proof.  $\square$

Hence, instead of solving the system equation (6) by using a direct method, parareal algorithm uses the stationary iteration defined in equation (13) preconditioned by  $M_{SC}$  as defined in (15). In addition, Krylov subspace methods as GMRES can also be used to accelerate the convergence of parareal. In the numerical experiments section 6.3 we present results obtained by using GMRES for solving the preconditioned linear system,

$$M_{SC}^{-1} A U_F = M_{SC}^{-1} f.$$

It will be seen that GMRES improves slightly the convergence of parareal and it allows to solve problems for which parareal has difficulty to converge, as in the case when the advection and reaction coefficients are large compared to the diffusion term for the advection-reaction-diffusion problem. However in general it does not improve drastically the convergence of parareal for our test problems, and this was also observed in previous works as [29] which studied the acceleration of waveform relaxation methods.

### 3 Interpretation of parareal as a two-level additive Schwarz in time preconditioner

In this section we present an interpretation of parareal as a two-level domain decomposition method. For this we show that the inverse of the preconditioner  $M_{SC}$  from (15) can be expressed as a first level additive Schwarz preconditioner that relies on using the fine propagator  $\phi^m$  in each time subdomain, followed by a coarse time correction based on using the coarse propagator  $\phi_{\Delta T}$ .

We introduce first some notations. Let  $A \in \mathbb{R}^{(N+1)d \times (N+1)d}$  be the time-stepping matrix as defined in section 2.1. The matrices  $\mathbb{I} \in \mathbb{R}^{(N+1)d \times (N+1)d}$  and  $\mathcal{I} \in \mathbb{R}^{d \times d}$  are identity matrices. The matrix  $A$  is decomposed into  $N_C + 1$  non-overlapping subdomains  $\{\Omega_i\}_{1 \leq i \leq N_C+1}$ , where  $N_C = N/m$  denotes the number of coarse time intervals. The matrix  $A$  is a block matrix, the blocks being defined as  $\{A_{ij}\}_{1 \leq i, j \leq N+1} \in \mathbb{R}^{d \times d}$ . As displayed in equation (6),  $A_{ij}$  can be the  $\phi$  matrix, the identity or the zero matrix. Let  $\mathfrak{N} = \{1, \dots, N+1\}$  be the set of indices of  $A$ , which corresponds to the fine time steps  $\{t_0, \dots, t_N\}$ . Let  $\mathfrak{N}_i, i \in \{1, \dots, N_C + 1\}$  be the subset of  $\mathfrak{N}$  such that  $\mathfrak{N}_i$  represents the

subset of indices of subdomain  $i$ , we define  $\mathfrak{N}_i$  as,

$$\mathfrak{N}_i = \begin{cases} \{1\}, & \text{if } i = 1, \\ \{m(i-2) + 2, \dots, m(i-1) + 1\}, & \text{for } i = 2, \dots, N_C + 1, \end{cases} \quad (17)$$

the restriction matrix  $R_i$  is defined as,

$$R_i = \begin{cases} \mathcal{I}, & \text{if } i = 1, \\ \mathbb{I}(\mathfrak{N}_i, \cdot), & \text{for } i = 2, \dots, N_C + 1, \end{cases} \quad (18)$$

where  $\mathbb{I}(\mathfrak{N}_i, \cdot)$  denotes the submatrix of  $\mathbb{I}$  formed by the rows whose indices belong to  $\mathfrak{N}_i$ . The prolongation matrix  $R_i^T$  is the transpose of  $R_i$ . The subdomain matrices  $\{A_i\}_{1 \leq i \leq N_C + 1}$  are defined as,

$$A_i = \begin{cases} \mathcal{I}, & \text{if } i = 1, \\ R_i A R_i^T = \begin{bmatrix} \mathcal{I} & & & & \\ -\phi \mathcal{I} & & & & \\ & \ddots & \ddots & & \\ & & -\phi \mathcal{I} & & \\ & & & -\phi \mathcal{I} & \end{bmatrix}, & \text{for } i = 2, \dots, N_C + 1. \end{cases}$$

For  $i \geq 2$ ,  $A_i = R_i A R_i^T$  is an  $md \times md$  block matrix. The inverse of  $A_i$  can be computed as,

$$A_i^{-1} = \begin{cases} \mathcal{I}, & \text{if } i = 1, \\ \begin{bmatrix} \mathcal{I} & & & & \\ \phi & \mathcal{I} & & & \\ \phi^2 & \phi & \mathcal{I} & & \\ \phi^3 & \phi^2 & \phi & \mathcal{I} & \\ \vdots & \vdots & \ddots & \ddots & \\ \phi^{m-2} & \phi^{m-3} & \dots & \phi & \mathcal{I} \\ \phi^{m-1} & \phi^{m-2} & \dots & \phi & \mathcal{I} \end{bmatrix}, & \text{for } i = 2, \dots, N_C + 1. \end{cases}$$

The first level additive Schwarz in time preconditioner is  $\sum_{i=1}^{N_C+1} R_i^T A_i^{-1} R_i$  as presented in the introduction section. The second level coarse time correction is defined as following. Let  $\mathfrak{N}_0 = \{1 + im\}_{0 \leq i \leq N_C}$  be the set of indices corresponding to coarse time points and  $A_0 \in \mathbb{R}^{(N_C+1)d \times (N_C+1)d}$  be the coarse matrix that solves the reduced system from equation (6) at every coarse time

point by using the coarse integration propagator  $\phi_{\Delta T}$ ,

$$A_0 = \begin{bmatrix} \mathcal{I} & & & & & \\ -\phi_{\Delta T} & \mathcal{I} & & & & \\ & & \ddots & & & \\ & & & \ddots & & \\ & & & & -\phi_{\Delta T} & \mathcal{I} \\ & & & & & -\phi_{\Delta T} & \mathcal{I} \end{bmatrix}. \quad (19)$$

The coarse problem at coarse time points in the time domain is obtained by using a restriction matrix  $R_0 \in \mathbb{R}^{(N_C+1)d \times (N+1)d}$ , defined such that the entries of  $R_0$  are identities at positions corresponding to the coarse time points and 0 elsewhere. In particular,  $R_0$  is defined as,

$$R_0 = \mathbb{I}(\mathfrak{N}_0, \cdot), \quad (20)$$

in which  $\mathfrak{N}_0 = \{1, 1+m, 1+2m, \dots, 1+N_C m\}$  and the prolongation matrix for the coarse problem is the transpose of  $R_0$ . The inverse of  $A_0$  can be computed as,

$$A_0^{-1} = \begin{bmatrix} \mathcal{I} & & & & & \\ \phi_{\Delta T} & \mathcal{I} & & & & \\ \phi_{\Delta T}^2 & \phi_{\Delta T} & \mathcal{I} & & & \\ \phi_{\Delta T}^3 & \phi_{\Delta T}^2 & \phi_{\Delta T} & \mathcal{I} & & \\ \vdots & \vdots & & \ddots & \ddots & \\ \phi_{\Delta T}^{N_C-1} & \phi_{\Delta T}^{N_C-2} & & \dots & \phi_{\Delta T} & \mathcal{I} \\ \phi_{\Delta T}^{N_C} & \phi_{\Delta T}^{N_C-1} & & \dots & \phi_{\Delta T} & \mathcal{I} \end{bmatrix}.$$

*Lemma 2* The matrix  $M_{SC}$  defined in (15) can be factored as,

$$M_{SC} = \left( \sum_{i=1}^{N_C+1} R_i^T A_i R_i \right) (R_0^T A_0 R_0 + \mathbb{I} - R_0^T R_0),$$

and the additive Schwarz in time preconditioner  $M_{SC}^{-1}$  is formed by the product of the additive Schwarz term  $\sum_{i=1}^{N_C+1} R_i^T A_i^{-1} R_i$  and the coarse time correction term  $R_0^T A_0^{-1} R_0 + \mathbb{I} - R_0^T R_0$ ,

$$M_{SC}^{-1} = (R_0^T A_0^{-1} R_0 + \mathbb{I} - R_0^T R_0) \left( \sum_{i=1}^{N_C+1} R_i^T A_i^{-1} R_i \right). \quad (21)$$

*Proof* We have

$$\left( \sum_{i=1}^{N_C+1} R_i^T A_i R_i \right) (R_0^T A_0 R_0 + \mathbb{I} - R_0^T R_0)$$

$$\begin{aligned}
&= \left[ \begin{array}{c} \mathcal{I} \\ \mathcal{I} \\ -\phi \mathcal{I} \\ \vdots \\ -\phi \mathcal{I} \end{array} \right\} \left. \begin{array}{c} \\ \\ \\ \vdots \\ \mathcal{I} \\ -\phi \mathcal{I} \\ \vdots \\ -\phi \mathcal{I} \end{array} \right\} md \times md \quad \left[ \begin{array}{c} \mathcal{I} \\ \mathcal{I} \\ \mathcal{I} \\ \vdots \\ \mathcal{I} \\ -\phi_{\Delta T} \\ \vdots \\ -\phi_{\Delta T} \end{array} \right\} \left. \begin{array}{c} \\ \\ \\ \vdots \\ \mathcal{I} \\ \mathcal{I} \\ \vdots \\ \mathcal{I} \end{array} \right\} md \times md \\
&= \left[ \begin{array}{c} \mathcal{I} \\ \mathcal{I} \\ -\phi \mathcal{I} \\ \vdots \\ -\phi_{\Delta T} \\ \vdots \\ -\phi_{\Delta T} \\ \vdots \\ -\phi_{\Delta T} \\ -\phi \mathcal{I} \end{array} \right\} \left. \begin{array}{c} \\ \\ \\ \vdots \\ \mathcal{I} \\ -\phi \mathcal{I} \\ \vdots \\ -\phi \mathcal{I} \end{array} \right\} md \times md \quad = M_{SC}.
\end{aligned}$$

We observe that the matrix  $(R_0^T A_0 R_0 + \mathbb{I} - R_0^T R_0)$  can be permuted to a matrix whose first diagonal block is  $A_0$  followed by an identity matrix. Additionally the term  $\sum_{i=1}^{N_C+1} R_i^T A_i R_i$  is a block diagonal matrix. Thus we obtain,

$$\begin{aligned}
M_{SC}^{-1} &= (R_0^T A_0 R_0 + \mathbb{I} - R_0^T R_0)^{-1} \left( \sum_{i=1}^{N_C+1} R_i^T A_i R_i \right)^{-1} \\
&= (R_0^T A_0^{-1} R_0 + \mathbb{I} - R_0^T R_0) \left( \sum_{i=1}^{N_C+1} R_i^T A_i^{-1} R_i \right).
\end{aligned}$$

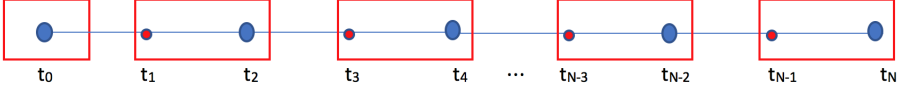
□

The preconditioner  $M_{SC}^{-1}$  is applied to a vector at each iteration of the residual correction scheme (13). The inverses  $A_i^{-1}$  and  $A_0^{-1}$  are never formed explicitly, they are applied to a vector by using a backward solve. We refer to this preconditioner as the SC two-level additive Schwarz in time preconditioner. It is formed by the additive Schwarz preconditioner  $\sum_{i=1}^{N_C+1} R_i^T A_i^{-1} R_i$ , which corresponds to the use of the fine propagators computed in parallel, followed by a coarse time correction  $R_0^T A_0^{-1} R_0 + \mathbb{I} - R_0^T R_0$ , which corresponds to the use of the coarse propagator computed sequentially.

*Corollary 1* Solving (6) by using parareal is equivalent to using the residual correction scheme from equation (13) at the fine level, preconditioned by the SC two-level additive Schwarz in time preconditioner. Each iteration becomes:

$$U_F^{k+1} = U_F^k + (R_0^T A_0^{-1} R_0 + \mathbb{I} - R_0^T R_0) \sum_{j=1}^{N_C+1} R_j^T A_j^{-1} R_j (f - AU_F^k). \quad (22)$$

*Proof* The proof is done by combining lemma 1 and lemma 2.  $\square$



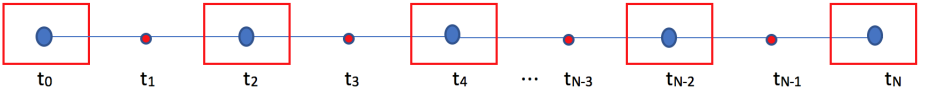
**Fig. 2** Non-overlapping time subdomains with  $m = 2$ . The fine nodes are defined at all time points  $\{t_0, t_1, t_2, \dots, t_N\}$  and the coarse nodes are defined at even time points  $\{t_0, t_2, t_4, \dots, t_N\}$ . The first time subdomain is always defined at  $\{t_0\}$ , while following time subdomains are defined at  $\{t_n, t_{n+1}\}$  for  $n = 1, \dots, N - 1$ .

We illustrate these results by considering the simple linear time dependent problem (4) with  $m = 2$ , as it can be seen in figure 2. After discretization, the linear system from equation (6) needs to be solved. We first decompose the whole time domain into non-overlapping subdomains with indices  $\mathfrak{N}_i$  given by (17), with the restriction matrices  $R_1 \in \mathbb{R}^{d \times (N+1)d}$ ,  $R_i \in \mathbb{R}^{md \times (N+1)d}$ , and the prolongation matrices  $R_1^T \in \mathbb{R}^{(N+1)d \times d}$ ,  $R_i^T \in \mathbb{R}^{(N+1)d \times md}$  for  $i = 2, \dots, N_C + 1$  satisfy (18) such that their entries are  $\mathcal{I}$  at positions corresponding to the  $i^{\text{th}}$  subdomain and 0 elsewhere, specifically,

$$R_1 = [\mathcal{I} \ 0 \ 0 \ 0 \ \dots \ 0 \ 0], R_2 = \begin{bmatrix} 0 & \mathcal{I} & 0 & 0 & 0 & \dots & 0 \\ 0 & 0 & \mathcal{I} & 0 & 0 & \dots & 0 \end{bmatrix}, \dots, R_{N_C+1} = \begin{bmatrix} 0 & 0 & 0 & 0 & \dots & \mathcal{I} & 0 \\ 0 & 0 & 0 & 0 & \dots & 0 & \mathcal{I} \end{bmatrix}.$$

The subdomain matrices  $A_i = R_i A R_i^T$ , for  $i = 1, \dots, N_C + 1$ , become,

$$A_i = \begin{cases} \mathcal{I}, & \text{for } i = 1, \\ \begin{bmatrix} \mathcal{I} & 0 \\ -\phi & \mathcal{I} \end{bmatrix}, & \text{for } i = 2, \dots, N_C + 1. \end{cases}$$



**Fig. 3** Coarse time correction defined at even time points  $\{t_0, t_2, t_4, \dots, t_N\}$ .

Let  $\mathfrak{N}_0 = \{1, 3, 5, \dots, N + 1\}$  be the set of indices corresponding to coarse time points  $\{t_0, t_2, \dots, t_N\}$  as displayed in figure 3. Let  $A_0 \in \mathbb{R}^{(N_C+1)d \times (N_C+1)d}$  be the coarse matrix as defined in (19) and the restriction matrix  $R_0 \in$





where  $e^k := U_F - U_F^k$ , and  $U_F, U_F^k$  denote the exact solution and the approximate solution, respectively. The iteration matrix has the form,

$$\mathbb{I} - M_{SC}^{-1}A = \mathbb{I} - (R_0^T A_0^{-1} R_0 + \mathbb{I} - R_0^T R_0) \sum_{i=1}^{N_C+1} R_i^T A_i^{-1} R_i A.$$

Note that we consider  $M_{SC}^{-1}$  as a two-level additive Schwarz preconditioner in the time domain and the matrix  $A$  is not symmetric. Hence we cannot exploit the theory of Schwarz-type algorithms for symmetric positive definite matrices for which the preconditioned system  $M_{SC}^{-1}A$  can be expressed as sums of orthogonal projection matrices  $P_i$ , for  $i = 1, 2, \dots, N_C + 1$ , for further details see [23]. Instead we study the error propagation matrix produced in the residual correction scheme (22). The following lemma shows that the error propagation matrix produces exactly the same error after one iteration at coarse time points as MGRIT with F-relaxation, for which the error is given in [25, Lemma 3.1].

*Remark 2* The error propagation matrix  $\mathbb{I} - M_{SC}^{-1}A$  in (24) describes the propagation of errors of (22) at both coarse and fine levels. In the following sections, e.g., lemma 3, 4, 5 and 6, for the convenience of comparison with parareal and the variants, we only consider the error propagation matrices at the coarse level. We also remark that  $\phi$  and  $\phi_{\Delta T}$  commute due to the assumption that they can be diagonalized by the same set of eigenvectors.

*Lemma 3* Let  $U_F$  be the exact solution of (6),  $U_F^k$  be an approximate solution from (13),  $e^k := U_F - U_F^k$  and denote by  $e_j^k$  the error at iteration  $k$  and time  $t_j$  with  $j = 1, 2, \dots, N$ . The error at coarse time points generated at iteration  $k + 1$  of (13) with SC two-level additive Schwarz in time preconditioner defined in (21) satisfies:

$$\begin{aligned} e_0^{k+1} &= 0, \\ e_{hm}^{k+1} &= \sum_{r=0}^{h-1} \phi_{\Delta T}^{h-1-r} (\phi^m - \phi_{\Delta T}) e_{rm}^k, \quad h = 1, 2, \dots, N_C. \end{aligned} \quad (25)$$

*Proof* We denote by  $e_{C,SC}^k$  and  $e_{C,SC}^{k+1}$  the errors at coarse time points at iteration  $k$  and  $k + 1$  respectively and by  $E_{SC} := \mathbb{I} - M_{SC}^{-1}A$  the error propagation matrix at coarse time points for SC two-level additive Schwarz in time preconditioner. The error propagation from equation (24) at coarse time points yields,

$$e_{C,SC}^{k+1} = E_{SC} e_{C,SC}^k, \quad (26)$$

note that  $\phi$  and  $\phi_{\Delta T}$  commute, so (26) can also be written as,

$$\begin{bmatrix} e_0^{k+1} \\ e_m^{k+1} \\ e_{2m}^{k+1} \\ e_{3m}^{k+1} \\ \vdots \\ e_{N_C m}^{k+1} \end{bmatrix} = \begin{bmatrix} 0 & 0 & 0 & \dots & 0 & 0 \\ \phi^m - \phi_{\Delta T} & 0 & 0 & \dots & 0 & 0 \\ \phi_{\Delta T}(\phi^m - \phi_{\Delta T}) & \phi^m - \phi_{\Delta T} & 0 & \dots & 0 & 0 \\ \phi_{\Delta T}^2(\phi^m - \phi_{\Delta T}) & \phi_{\Delta T}(\phi^m - \phi_{\Delta T}) & \phi^m - \phi_{\Delta T} & \dots & 0 & 0 \\ \vdots & \vdots & \vdots & \ddots & \vdots & \vdots \\ \phi_{\Delta T}^{N_C-1}(\phi^m - \phi_{\Delta T}) & \phi_{\Delta T}^{N_C-2}(\phi^m - \phi_{\Delta T}) & \phi_{\Delta T}^{N_C-3}(\phi^m - \phi_{\Delta T}) & \dots & \phi^m - \phi_{\Delta T} & 0 \end{bmatrix} \begin{bmatrix} e_0^k \\ e_m^k \\ e_{2m}^k \\ e_{3m}^k \\ \vdots \\ e_{N_C m}^k \end{bmatrix}.$$

Equation (25) follows.  $\square$

## 4 Variants of SC two-level additive Schwarz in time preconditioner and convergence analysis

In this section we study several variants of SC two-level additive Schwarz in time preconditioner and discuss their equivalence with MGRIT with FCF-relaxation, MGRIT with F(CF)<sup>2</sup>-relaxation or overlapping parareal. In addition, we derive a method, referred to as SCS<sup>2</sup> two-level additive Schwarz in time preconditioner, and discuss its suitability for exploiting parallel computing.

We first describe the SCS variant of SC two-level additive Schwarz in time preconditioner. It is obtained by first applying SC two-level additive Schwarz in time preconditioner, that is one fine solve followed by one coarse solve, and then adding one more fine solve. In detail, one iteration of the residual correction scheme is performed as follows:

$$U_F^{k+\frac{1}{2}} = U_F^k + (R_0^T A_0^{-1} R_0 + \mathbb{I} - R_0^T R_0) \sum_{j=1}^{N_C+1} R_j^T A_j^{-1} R_j (f - AU_F^k),$$

$$U_F^{k+1} = U_F^{k+\frac{1}{2}} + \sum_{j=1}^{N_C+1} R_j^T A_j^{-1} R_j (f - AU_F^{k+\frac{1}{2}}).$$

The error propagation matrix is defined as,

$$\left[ \mathbb{I} - \sum_{j=1}^{N_C+1} R_j^T A_j^{-1} R_j A \right] \left[ \mathbb{I} - (R_0^T A_0^{-1} R_0 + \mathbb{I} - R_0^T R_0) \sum_{j=1}^{N_C+1} R_j^T A_j^{-1} R_j A \right].$$

The following lemma gives the error propagation of the SCS variant of SC two-level additive Schwarz in time preconditioner. It can be seen that the error propagation matrix produces exactly the same error at coarse time points after one iteration as MGRIT with FCF-relaxation. The result for MGRIT with FCF-relaxation is described in [25, Lemma 3.2].

*Lemma 4* Let  $U_F$  be the exact solution of (4),  $U_F^k$  be an approximate solution from (13),  $e^k := U_F - U_F^k$  and denote by  $e_j^k$  the error at iteration  $k$  and time  $t_j$  with  $j = 1, 2, \dots, N$ . The error at coarse time points generated at iteration  $k+1$  of the residual correction scheme from equation (13) preconditioned by SCS two-level

additive Schwarz in time preconditioner satisfies:

$$\begin{aligned}
e_0^{k+1} &= 0, \\
e_m^{k+1} &= 0, \\
e_{hm}^{k+1} &= \sum_{r=0}^{h-2} \phi_{\Delta T}^{h-2-r} (\phi^m - \phi_{\Delta T}) \phi^m e_{rm}^k, \quad h = 2, 3, \dots, N_C.
\end{aligned} \tag{27}$$

*Proof* We denote by  $e_{C,SCS}^k$  and  $e_{C,SCS}^{k+1}$  the errors at coarse time points at iteration  $k$  and  $k+1$  respectively and by  $E_{SCS}$  the error propagation matrix at coarse time points for SCS two-level additive Schwarz in time preconditioner. We have the relation,

$$e_{C,SCS}^{k+1} = E_{SCS} e_{C,SCS}^k, \tag{28}$$

in which  $E_{SCS} =$

$$\begin{bmatrix}
0 & 0 & 0 & 0 & \dots & 0 & 0 \\
0 & 0 & 0 & 0 & \dots & 0 & 0 \\
(\phi^m - \phi_{\Delta T})\phi^m & 0 & 0 & 0 & \dots & 0 & 0 \\
\phi_{\Delta T}(\phi^m - \phi_{\Delta T})\phi^m & (\phi^m - \phi_{\Delta T})\phi^m & 0 & 0 & \dots & 0 & 0 \\
\phi_{\Delta T}^2(\phi^m - \phi_{\Delta T})\phi^m & \phi_{\Delta T}(\phi^m - \phi_{\Delta T})\phi^m & (\phi^m - \phi_{\Delta T})\phi^m & 0 & \dots & 0 & 0 \\
\vdots & \vdots & \vdots & \ddots & \vdots & \vdots & \vdots \\
\phi_{\Delta T}^{N_C-2}(\phi^m - \phi_{\Delta T})\phi^m & \phi_{\Delta T}^{N_C-3}(\phi^m - \phi_{\Delta T})\phi^m & \phi_{\Delta T}^{N_C-4}(\phi^m - \phi_{\Delta T})\phi^m & \dots & (\phi^m - \phi_{\Delta T})\phi^m & 0 & 0
\end{bmatrix}.$$

The relations in equation (27) follow.  $\square$

The SCS<sup>2</sup> variant of SC two-level additive Schwarz in time preconditioner is obtained by adding one more fine solve based on additive Schwarz as follows:

$$U_F^{k+\frac{1}{3}} = U_F^k + (R_0^T A_0^{-1} R_0 + \mathbb{I} - R_0^T R_0) \sum_{j=1}^{N_C+1} R_j^T A_j^{-1} R_j (f - AU_F^k),$$

$$U_F^{k+\frac{1}{2}} = U_F^{k+\frac{1}{3}} + \sum_{j=1}^{N_C+1} R_j^T A_j^{-1} R_j (f - AU_F^{k+\frac{1}{3}}),$$

$$U_F^{k+1} = U_F^{k+\frac{1}{2}} + \sum_{j=1}^{N_C+1} R_j^T A_j^{-1} R_j (f - AU_F^{k+\frac{1}{2}}).$$

The error propagation matrix is defined as,

$$\left[ \mathbb{I} - \sum_{j=1}^{N_C+1} R_j^T A_j^{-1} R_j A \right]^2 \left[ \mathbb{I} - (R_0^T A_0^{-1} R_0 + \mathbb{I} - R_0^T R_0) \sum_{j=1}^{N_C+1} R_j^T A_j^{-1} R_j A \right].$$

*Lemma 5* Let  $U_F$  be the exact solution of (4),  $U_F^k$  be an approximate solution from (13),  $e^k := U_F - U_F^k$  and denote by  $e_j^k$  the error at iteration  $k$  and time  $t_j$  with  $j = 1, 2, \dots, N$ . The error at coarse time points generated at iteration  $k+1$  of the residual correction scheme from equation (13) with SCS<sup>2</sup> two-level additive Schwarz

in time preconditioner satisfies:

$$\begin{aligned}
e_0^{k+1} &= 0, \\
e_m^{k+1} &= 0, \\
e_{2m}^{k+1} &= 0, \\
e_{hm}^{k+1} &= \sum_{r=0}^{h-3} \phi_{\Delta T}^{h-3-r} (\phi^m - \phi_{\Delta T}) \phi^{2m} e_{rm}^k, \quad h = 3, 4, \dots, N_C.
\end{aligned} \tag{29}$$

*Proof* Let  $e_{C,SCS^2}^k$  and  $e_{C,SCS^2}^{k+1}$  be the errors at coarse time points at iteration  $k$  and  $k+1$  respectively and let  $E_{SCS^2}$  be the error propagation matrix at coarse time points for SCS<sup>2</sup> two-level additive Schwarz in time preconditioner. We have the relation,

$$e_{C,SCS^2}^{k+1} = E_{SCS^2} e_{C,SCS^2}^k, \tag{30}$$

in which  $E_{SCS^2} =$

$$\begin{bmatrix}
0 & 0 & 0 & 0 & \dots & 0 & 0 & 0 \\
0 & 0 & 0 & 0 & \dots & 0 & 0 & 0 \\
0 & 0 & 0 & 0 & \dots & 0 & 0 & 0 \\
(\phi^m - \phi_{\Delta T})\phi^{2m} & 0 & 0 & 0 & \dots & 0 & 0 & 0 \\
\phi_{\Delta T}^2(\phi^m - \phi_{\Delta T})\phi^{2m} & (\phi^m - \phi_{\Delta T})\phi^{2m} & 0 & 0 & \dots & 0 & 0 & 0 \\
\phi_{\Delta T}^2(\phi^m - \phi_{\Delta T})\phi^{2m} & \phi_{\Delta T}(\phi^m - \phi_{\Delta T})\phi^{2m} & (\phi^m - \phi_{\Delta T})\phi^{2m} & 0 & \dots & 0 & 0 & 0 \\
\vdots & \vdots & \vdots & \vdots & \ddots & \vdots & \vdots & \vdots \\
\phi_{\Delta T}^{N_C-3}(\phi^m - \phi_{\Delta T})\phi^{2m} & \phi_{\Delta T}^{N_C-4}(\phi^m - \phi_{\Delta T})\phi^{2m} & \phi_{\Delta T}^{N_C-5}(\phi^m - \phi_{\Delta T})\phi^{2m} & \dots & (\phi^m - \phi_{\Delta T})\phi^{2m} & 0 & 0 & 0
\end{bmatrix}.$$

Equation (29) follows.  $\square$

A variant known in the literature as MGRIT with F(CF) $^\nu$ -relaxation or overlapping parareal has been shown to converge at most after  $k = \lceil N/(\nu+1) \rceil$  iterations [26, Theorem 5]. For the case  $\nu = 2$ , in the framework of domain decomposition, this variant is referred to as S(CS)<sup>2</sup> two-level additive Schwarz in time preconditioner and it is obtained as follows:

$$U_F^{k+\frac{1}{3}} = U_F^k + (R_0^T A_0^{-1} R_0 + \mathbb{I} - R_0^T R_0) \sum_{j=1}^{N_C+1} R_j^T A_j^{-1} R_j (f - AU_F^k),$$

$$U_F^{k+\frac{1}{2}} = U_F^{k+\frac{1}{3}} + (R_0^T A_0^{-1} R_0 + \mathbb{I} - R_0^T R_0) \sum_{j=1}^{N_C+1} R_j^T A_j^{-1} R_j (f - AU_F^{k+\frac{1}{3}}),$$

$$U_F^{k+1} = U_F^{k+\frac{1}{2}} + \sum_{j=1}^{N_C+1} R_j^T A_j^{-1} R_j (f - AU_F^{k+\frac{1}{2}}).$$

The error propagation matrix is defined as,

$$\left[ \mathbb{I} - \sum_{j=1}^{N_C+1} R_j^T A_j^{-1} R_j A \right] \left[ \mathbb{I} - (R_0^T A_0^{-1} R_0 + \mathbb{I} - R_0^T R_0) \sum_{j=1}^{N_C+1} R_j^T A_j^{-1} R_j A \right]^2.$$

For completeness we give in the following lemma the error of this variant.

*Lemma 6* Let  $U_F$  be the exact solution of (4),  $U_F^k$  be an approximate solution from (13),  $e^k := U_F - U_F^k$  and denote by  $e_j^k$  the error at iteration  $k$  and time  $t_j$  with  $j = 1, 2, \dots, N$ . The error at coarse time points generated at iteration  $k + 1$  of (13) with  $S(CS)^2$  two-level additive Schwarz in time preconditioner satisfies:

$$\begin{aligned} e_0^{k+1} &= 0, \\ e_m^{k+1} &= 0, \\ e_{2m}^{k+1} &= 0, \\ e_{hm}^{k+1} &= \sum_{r=0}^{h-3} (h-2-r)\phi_{\Delta T}^{h-3-r}(\phi^m - \phi_{\Delta T})^2 \phi^m e_{rm}^k, \quad h = 3, 4, \dots, N_C. \end{aligned} \tag{31}$$

*Proof* We denote by  $e_{C,S(CS)^2}^k$  and  $e_{C,S(CS)^2}^{k+1}$  the errors at coarse time points at iteration  $k$  and  $k + 1$  respectively and by  $E_{S(CS)^2}$  the error propagation matrix at coarse time points for  $S(CS)^2$  two-level additive Schwarz in time preconditioner. We obtain the relation,

$$e_{C,S(CS)^2}^{k+1} = E_{S(CS)^2} e_{C,S(CS)^2}^k, \tag{32}$$

in which  $E_{S(CS)^2} =$

$$\begin{bmatrix} 0 & 0 & 0 & 0 & \dots & 0 & 0 & 0 \\ 0 & 0 & 0 & 0 & \dots & 0 & 0 & 0 \\ 0 & 0 & 0 & 0 & \dots & 0 & 0 & 0 \\ \Phi & 0 & 0 & 0 & \dots & 0 & 0 & 0 \\ 2\phi_{\Delta T}\Phi & \Phi & 0 & 0 & \dots & 0 & 0 & 0 \\ 3\phi_{\Delta T}^2\Phi & \phi_{\Delta T}\Phi & \Phi & 0 & \dots & 0 & 0 & 0 \\ \vdots & \vdots & \vdots & \vdots & \ddots & \vdots & \vdots & \vdots \\ (N_C - 2)\phi_{\Delta T}^{N_C-3}\Phi & (N_C - 3)\phi_{\Delta T}^{N_C-4}\Phi & (N_C - 4)\phi_{\Delta T}^{N_C-5}\Phi & \dots & \Phi & 0 & 0 & 0 \end{bmatrix}$$

from which equation (31) follows, where  $\Phi := (\phi^m - \phi_{\Delta T})^2 \phi^m$ .  $\square$

These different variants have different costs in a parallel environment. Given that the fine solve phase based on additive Schwarz is done in parallel and the coarse solve phase has to be done in sequential, the coarse solve is the major limiting factor. For that reason, the advantage becomes more noticeable when they use more fine solve phases based on additive Schwarz and one coarse solve phase which is done in sequential. The impact of additional fine or coarse solve phases in the preconditioner to the error convergence as well as the computational costs will be discussed in more detail in the next section.

## 5 Convergence estimate

In this section we estimate the convergence of SC two-level additive Schwarz in time preconditioner and its variants by computing the norms of the error propagation matrices. The convergence is estimated based on an eigenvalue analysis for which the coarse and the fine propagators must have the same eigenvectors. As the assumption in section 2 that  $\phi$  and  $\phi_{\Delta T}$  have the same eigenvectors, there exists a unitary matrix  $X$ , e.g.,  $X^*X = XX^* = \mathcal{I}$  such that  $\phi$  and  $\phi_{\Delta T}$  can be diagonalized as,

$$\Lambda = X^* \phi X = \text{diag}(\lambda_1, \lambda_2, \dots, \lambda_d),$$

$$\Lambda_{\Delta T} = X^* \phi_{\Delta T} X = \text{diag}(\mu_1, \mu_2, \dots, \mu_d),$$

with  $|\lambda_i| < 1$  and  $|\mu_i| < 1$  for  $i = 1, 2, \dots, d$  since  $\phi$  and  $\phi_{\Delta T}$  are stable time-stepping methods.

The matrix  $E_{SC}$  defined in equation (26) is the error propagation matrix corresponding to SC two-level additive Schwarz in time preconditioner, each element of this matrix is a block matrix of dimension  $d \times d$ . The error propagation matrices  $E_{SCS}, E_{SCS^2}, E_{S(CS)^2}$  corresponding to the variants of SC two-level additive Schwarz in time preconditioner are defined in (28), (30), (32). Let  $E_{SC} = YBY^*$ , where  $Y \in \mathbb{R}^{N_C d \times N_C d}$  is a block diagonal matrix,  $Y = \text{BlockDiag}(X, X, \dots, X)$  and  $B$  has the form

$$B = \begin{bmatrix} 0 & 0 & 0 & \dots & 0 & 0 \\ \Lambda^m - \Lambda_{\Delta T} & 0 & 0 & \dots & 0 & 0 \\ \Lambda_{\Delta T}(\Lambda^m - \Lambda_{\Delta T}) & \Lambda^m - \Lambda_{\Delta T} & 0 & \dots & 0 & 0 \\ \Lambda_{\Delta T}^2(\Lambda^m - \Lambda_{\Delta T}) & \Lambda_{\Delta T}(\Lambda^m - \Lambda_{\Delta T}) & \Lambda^m - \Lambda_{\Delta T} & \dots & 0 & 0 \\ \vdots & \vdots & \vdots & \ddots & \vdots & \vdots \\ \Lambda_{\Delta T}^{N_C-1}(\Lambda^m - \Lambda_{\Delta T}) & \Lambda_{\Delta T}^{N_C-2}(\Lambda^m - \Lambda_{\Delta T}) & \Lambda_{\Delta T}^{N_C-3}(\Lambda^m - \Lambda_{\Delta T}) & \dots & \Lambda^m - \Lambda_{\Delta T} & 0 \end{bmatrix}.$$

We then have,

$$\|B\|_1 = \|B\|_\infty = \max_{1 \leq j \leq d} \sum_{i=0}^{N_C-1} |\mu_j^i (\lambda_j^m - \mu_j)|. \quad (33)$$

On the other hand, we also have,

$$\begin{aligned} \|E_{SC}\|_2 &= \|YBY^*\|_2 = \|B\|_2 \leq \sqrt{\|B\|_1 \|B\|_\infty} \\ &= \max_{1 \leq j \leq d} \sum_{i=0}^{N_C-1} |\mu_j^i (\lambda_j^m - \mu_j)| \\ &\leq \max_{1 \leq j \leq d} \sum_{i=0}^{N_C-1} |\mu_j^i| |\lambda_j^m - \mu_j| \\ &= \max_{1 \leq j \leq d} \left\{ |\lambda_j^m - \mu_j| \sum_{i=0}^{N_C-1} |\mu_j^i| \right\} \\ &= \max_{1 \leq j \leq d} \left\{ |\lambda_j^m - \mu_j| \frac{1 - |\mu_j|^{N_C}}{1 - |\mu_j|} \right\}. \end{aligned} \quad (34)$$

Similarly we have,

$$\|E_{SCS}\|_2 \leq \max_{1 \leq j \leq d} \left\{ |\lambda_j^m - \mu_j| \frac{1 - |\mu_j|^{N_C-1}}{1 - |\mu_j|} |\lambda_j|^m \right\}, \quad (35)$$

$$\|E_{SCS^2}\|_2 \leq \max_{1 \leq j \leq d} \left\{ |\lambda_j^m - \mu_j| \frac{1 - |\mu_j|^{N_C-2}}{1 - |\mu_j|} |\lambda_j|^{2m} \right\}, \quad (36)$$

$$\|E_{S(CS)^2}\|_2 \leq \max_{1 \leq j \leq d} \mathcal{C}_j, \quad (37)$$

in which

$$\mathcal{C}_j = (\lambda_j^m - \mu_j)^2 \frac{1 - (N_C - 1)|\mu_j|^{N_C - 2} + (N_C - 2)|\mu_j|^{N_C - 1}}{(1 - |\mu_j|)^2} |\lambda_j|^m. \quad (38)$$

The 2-norm of the errors is estimated in the following theorem.

**Theorem 1** *Let  $\phi$  and  $\phi_{\Delta T}$  be simultaneously diagonalizable by the same unitary matrix  $X$  and be stable time-stepping methods with eigenvalues  $\lambda_i$  and  $\mu_i$  respectively, e.g.,  $|\lambda_i| < 1$  and  $|\mu_i| < 1$  for  $i = 1, \dots, d$ . The error at coarse time points generated at iteration  $k + 1$  of (13) satisfy:*

$$\|e_{C,SC}^{k+1}\|_2 \leq \max_{1 \leq j \leq d} \left\{ |\lambda_j^m - \mu_j| \frac{1 - |\mu_j|^{N_C}}{1 - |\mu_j|} \right\} \|e_{C,SC}^k\|_2, \quad (39)$$

$$\|e_{C,SCS}^{k+1}\|_2 \leq \max_{1 \leq j \leq d} \left\{ |\lambda_j^m - \mu_j| \frac{1 - |\mu_j|^{N_C - 1}}{1 - |\mu_j|} |\lambda_j|^m \right\} \|e_{C,SCS}^k\|_2, \quad (40)$$

$$\|e_{C,SCS^2}^{k+1}\|_2 \leq \max_{1 \leq j \leq d} \left\{ |\lambda_j^m - \mu_j| \frac{1 - |\mu_j|^{N_C - 2}}{1 - |\mu_j|} |\lambda_j|^{2m} \right\} \|e_{C,SCS^2}^k\|_2, \quad (41)$$

$$\|e_{C,S(CS)^2}^{k+1}\|_2 \leq \max_{1 \leq j \leq d} \mathcal{C}_j \|e_{C,S(CS)^2}^k\|_2, \quad (42)$$

where  $\mathcal{C}_j$  is defined in (38).

*Proof* Combining (33)-(34), (35), (36) and (37) leads to the desired results.  $\square$

The convergence bounds for SC from (39) and SCS from (40) are already given in the context of MGRIT with F-relaxation and with FCF-relaxation, see [25], in which the authors estimate the convergence by using the eigenvector expansion of the error to compute the error norm for each eigenmode. In this paper, we estimate the convergence of SC two-level additive Schwarz in time preconditioner and its variants by computing directly the norms of the error propagation matrices generated at iteration  $k + 1$  of the residual correction scheme from equation (13). The theoretical convergence bounds we obtained for SC and SCS two-level additive Schwarz in time preconditioner are exactly the same with those for MGRIT with F-relaxation and with FCF-relaxation. This once again confirms the equivalence between parareal, MGRIT with F-relaxation and SC two-level additive Schwarz in time preconditioner.

As the work presented in [25], those estimates have a removable singularity that is when  $|\mu_j|$  tends to 1. They are also shown to be bounded independently of  $N_C$  in many applications. Furthermore, the nominator  $1 - |\mu_j|^{N_C}$  can be replaced by 1 since the estimates hold for all  $N_C$ .

As mentioned in the end of the previous section, these variants have different computational costs for implementation. To make this clear, we follow our setting in section 2, to recall the speedup of parareal algorithm from [30] as,

$$\mathcal{S}(N_C) = \frac{N_C m \tau_f}{N_C \tau_C + K(N_C \tau_C + m \tau_f)}, \quad (43)$$

in which the numerator describes the runtime for the fine propagator over  $N_C$  coarse time intervals while the denominator shows the runtime of parareal algorithm with  $N_C$  processors and  $K$  iterations, and  $\tau_C, \tau_f$  denote the computational cost of one step of the coarse and fine propagator. Depending on the number of coarse and fine propagator phases in the preconditioner, we then have different speedup of the variants, more precisely,

$$\mathcal{S}_{SCS}(N_C) = \frac{N_C m \tau_f}{N_C \tau_C + K(N_C \tau_C + 2m \tau_f)}, \quad (44)$$

$$\mathcal{S}_{SCS^2}(N_C) = \frac{N_C m \tau_f}{N_C \tau_C + K(N_C \tau_C + 3m \tau_f)}, \quad (45)$$

$$\mathcal{S}_{S(CS)^2}(N_C) = \frac{N_C m \tau_f}{N_C \tau_C + K(2N_C \tau_C + 3m \tau_f)}. \quad (46)$$

It is obvious that the speedup becomes less efficient as the number of coarse or fine propagator phases increases. However those fine propagator phases are totally performed in parallel, this is a very important characteristic that we can exploit. By adding one or two additional fine propagation steps in the preconditioner, the convergence of parareal from (39) can be reduced by a factor of  $|\lambda_j|^m$  or  $|\lambda_j|^{2m}$  as it can be seen in (40), (41), especially in the case when the eigenvalues are very small and the number of fine time step per time slice  $m$  is very large.

We provide now the estimation of the computational cost of parareal with GMRES acceleration. In this case we consider only scalar and 1D problems and we denote  $\tau_C d, \tau_f d$  the computational cost of one step of the coarse and fine propagators to account for the linear cost in  $d$ , where  $d$  denotes the spatial dimension of  $\phi$ . The operation count is presented in table 1 and the total

Operation	Cost
Initial coarse propagation	$N_C \tau_C d$
$k$ th GMRES step (for $k = 1, \dots, K$ )	
1. Multiplication by $A$	$\mathcal{O}(md)$
2. Parareal preconditioner application	$N_C \tau_C d + m \tau_f d$
3. Orthogonalization	$\mathcal{O}(k(N_C + md))$
4. Residual estimation	$\mathcal{O}(k)$
Total cost after $K$ iterations	$K(N_C \tau_C d + m \tau_f d) + \mathcal{O}(K^2(N_C + md))$
Least squares solve	$\mathcal{O}(K^2)$
Solution reconstruction	$\mathcal{O}(Kmd)$

**Table 1** Operation count for parareal with GMRES acceleration.



cost can be computed as,

$$\mathcal{P}_{\text{Parareal+GMRES}}(N_C, K) = N_C \tau_C d + K d (N_C \tau_C + m \tau_f) + \mathcal{O}(K^2(N_C + md) + Kmd),$$

where we have subsumed the least squares solve cost into the  $\mathcal{O}(K^2(N_C + md))$  term since  $(N_C + md) \gg 1$ . The normalized cost over sequential time-stepping can thus be computed as,

$$\mathbb{S}_{\text{Parareal+GMRES}}(N_C, K) = \frac{N_C \tau_C + K(N_C \tau_C + m \tau_f) + \mathcal{O}(K^2(N_C/d + m) + Km)}{N_C m \tau_f}, \quad (47)$$

where we cancelled  $d$  in both the numerator and denominator. Formula (47) will be used for the plots in section 6.3 and 6.4.

## 6 Numerical results

In this section we first discuss results that show the equivalence between parareal and SC two-level additive Schwarz in time preconditioner for three different problems, Dahlquist problem, heat equation, and advection-reaction-diffusion equation. Numerical experiments investigate the behavior of the convergence rates on short and long time intervals when  $N_C$  and  $m$  vary. We then discuss the convergence of different variants of two-level domain decomposition preconditioners in time. A comparison between parareal or SC two-level additive Schwarz in time preconditioner and parareal with GMRES acceleration is also conducted. The three linear test cases considered here are the Dahlquist problem with  $a_0 = -1, u_0 = 1$ ,

$$\frac{du}{dt} = a_0 u, \quad u(0) = u_0, \quad t \in [0, T], \quad (48)$$

the heat equation with  $a^* = 3, L = 1, \Delta x = 0.1$ , the exact solution  $u_{\text{exact}} = x(L - x)^2 \exp(-2t)$ ,

$$\begin{cases} \frac{\partial u}{\partial t} = a^* \frac{\partial^2 u}{\partial x^2} + f & \text{in } (0, L) \times (0, T), \\ u(x, 0) = u_0(x) & x \in (0, L), \\ u(0, t) = u(L, t) = 0 & t \in (0, T), \end{cases} \quad (49)$$

and the advection-reaction-diffusion equation with  $a = 1, b = 1, c = 1, L = 1, \Delta x = 0.1$ , the exact solution  $u_{\text{exact}} = \sin(2\pi x) \exp(-2t)$ ,

$$\begin{cases} \frac{\partial u}{\partial t} = a \frac{\partial^2 u}{\partial x^2} - b \frac{\partial u}{\partial x} + cu + f & \text{in } (0, L) \times (0, T), \\ u(x, 0) = u_0(x) & x \in (0, L), \\ u(0, t) = u(L, t) = 0 & t \in (0, T), \end{cases} \quad (50)$$

in which the unknowns  $u(x, t)$  in (49) and (50) are considered in  $(0, L) \times (0, T) \subset \mathbb{R}^d \times \mathbb{R}$ , where  $d$  is the space dimension. The source term is denoted by  $f$  and is chosen to obtain the desired exact solution. For simplicity we consider the Dirichlet boundary condition, however the periodic boundary condition is

also used in 6.4. Note that the same discretization methods are used for both coarse and fine solvers, namely centered finite difference in space and backward Euler in time except the end of section 6.4 in which Runge-Kutta 4 is used for the fine solver.

## 6.1 Equivalence between parareal and SC two-level additive Schwarz in time preconditioner

In order to study the short time interval behavior, we use  $N_C = 20, T = 1$ , while for the long time interval behavior, we use  $N_C = 100, T = 100$ . With time steps  $\Delta t = T/N_C, \delta t = \Delta t/m$ , for  $m = 20, d = 1$  for Dahlquist problem,  $d = 10$  for the heat and advection-reaction-diffusion equations, the 2-norm (spectral norm) of the error between the approximate solution and the fine sequential solution (obtained by sequentially using the fine solver) is displayed in figure 4 for the three test cases. We observe that the convergence curves of parareal and SC two-level additive Schwarz in time preconditioner are almost the same, except for the last iterations, when this may happen because of round-off errors. The bound for SC two-level additive Schwarz in time preconditioner derived in equation (39) is sharp, in particular for long time intervals.

For the Dahlquist problem, the errors of parareal and SC two-level additive Schwarz in time preconditioner are in superlinear convergence regime on short time intervals and in linear convergence regime on long time intervals. This behavior is also outlined in [13]. In particular on short time intervals they reach  $10^{-13}$  after 5 iterations while with the same number of iterations, the attained error is  $10^{-4}$  on long time interval.

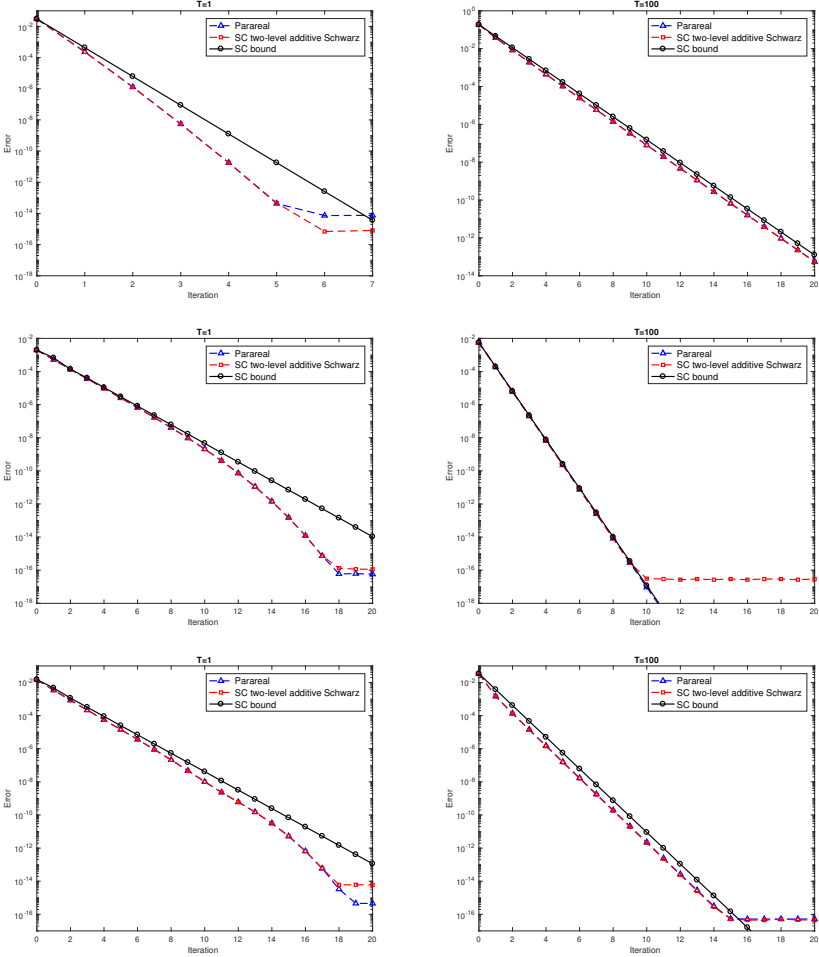
For the heat equation, a convergence to  $10^{-16}$  is observed for short time interval after 18 iterations. For long time interval, both parareal and SC two-level additive Schwarz in time preconditioner converge to an error of  $10^{-17}$  after 10 iterations.

For the advection-reaction-diffusion equation, in particular for short time interval, both parareal and SC two-level additive Schwarz in time preconditioner converge to an error of  $10^{-14}$  after 18 iterations. For long time interval, both parareal and SC two-level additive Schwarz in time preconditioner converge to an error of  $10^{-16}$  after 15 iterations.

In addition to this section, numerical tests are performed for the case when  $m \gg N_C$ , specifically, we set  $N_C = 20$  and  $m = 500$ . The results are displayed in figure 5. We observe that the results are almost the same with the case when  $m = 20$  in figure 4 for short time interval. On long time interval, a linear convergence with the same rate is obtained for both parareal and SC two-level additive Schwarz preconditioner.

## 6.2 Comparison between variants of SC two-level additive Schwarz in time preconditioner

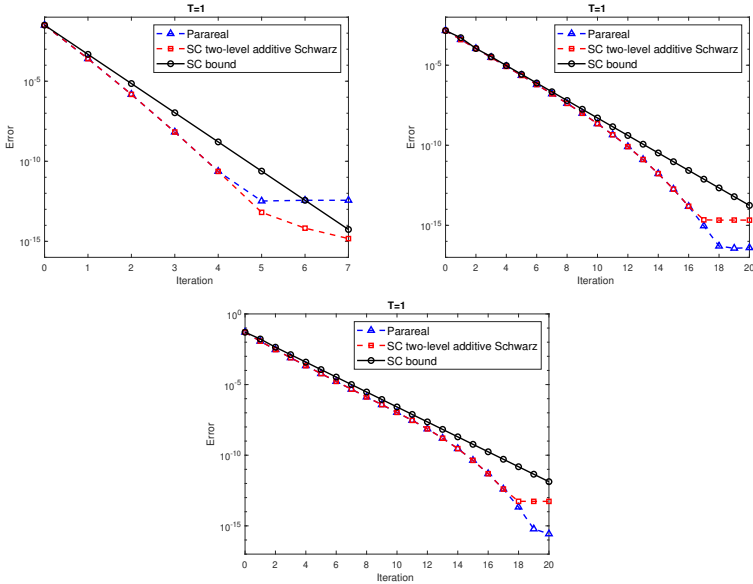
Numerical experiments are performed to study the convergence of several variants of the SC two-level additive Schwarz in time preconditioner that



**Fig. 4** Error between approximate solution and fine sequential solution with  $m = 20$  for Dahlquist problem (top), heat equation (middle) and advection-reaction-diffusion equation (bottom),  $T = 1, N_C = 20$  (first column), and  $T = 100, N_C = 100$  (second column).

use additional coarse or fine propagation steps. Similarly to the previous section, we use  $d = 1$  for Dahlquist problem,  $d = 10$  for the heat and advection-reaction-diffusion equations, the short time interval behavior uses  $N_C = 20$  and  $T = 1$ , and the long time interval behavior uses  $N_C = 100$  and  $T = 100$ . Figures 6, 8, and 10 display the error, in 2-norm, between the approximate solution and the fine sequential solution, with time steps  $\Delta t = T/N_C, \delta t = \Delta t/m$ , and  $m \in \{2, 20\}$ , for the Dahlquist problem, heat equation, and advection-reaction-diffusion equation, respectively.

For the Dahlquist problem, figure 6, on short time interval the improvement of SCS, SCS<sup>2</sup> is not very important compared to SC two-level additive Schwarz

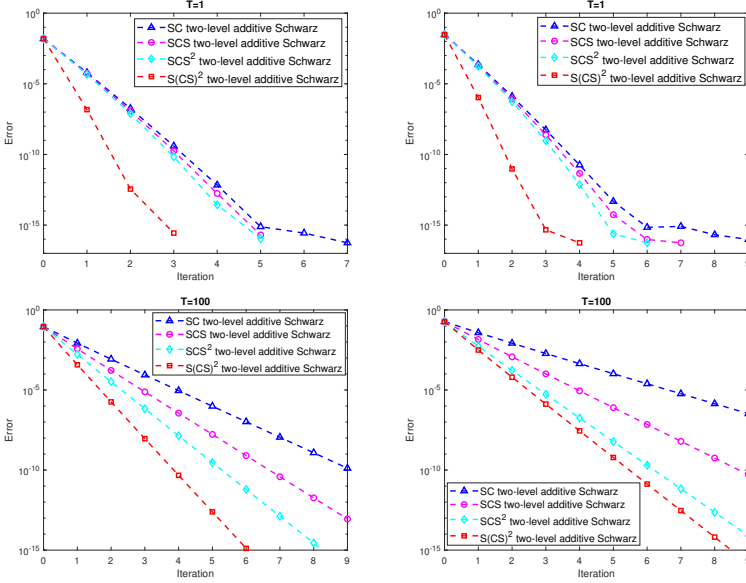


**Fig. 5** Error between approximate solution and fine sequential solution with  $m = 500$  for Dahlquist problem (left), heat equation (right) and advection-reaction-diffusion equation (bottom),  $T = 1$ ,  $N_C = 20$ .

in time preconditioner except the  $S(\text{CS})^2$  which converges faster than the others. However on long time interval, the improvement becomes more important. In particular for  $m = 2$ , SC two-level additive Schwarz in time preconditioner converges to an error of  $10^{-10}$  after 9 iterations, while SCS and  $\text{SCS}^2$  converge in 7 and 5 iterations respectively, and  $S(\text{CS})^2$  converges in just 4 iterations to an error of  $10^{-10}$ . For  $m = 20$ , after 9 iterations SC two-level additive Schwarz in time preconditioner converges to an error of  $10^{-6}$ , while SCS,  $S(\text{CS})^2$ , and  $\text{SCS}^2$  converge to much smaller errors,  $10^{-10}$  and  $10^{-14}$ , respectively.

Additionally in this part we present in figure 7, a comparison of the different methods in terms of their computational costs for the Dahlquist problem (when communication costs are neglected). For this purpose, the convergence is presented as a function of computational cost in which the  $x$ -axis corresponds to the computational cost normalized by the cost of sequential time-stepping, i.e., the inverse of the formulas (43), (44), (45), (46). We choose  $\tau_C = \tau_f = 8$  since the same integrator is used and we solve a tridiagonal system of dimension  $d$  with the computational cost  $8d$ . For short time interval, SC converges to the error of  $10^{-15}$  with the cheapest cost compared to the others, while  $\text{SCS}^2$  is the most expensive method. On the contrary, on long time interval  $T = 100$ ,  $N_C = 100$ ,  $\text{SCS}^2$  converges with the lowest cost and SC is the most expensive method. Specifically, when  $m = 20$ ,  $\text{SCS}^2$  converges to the error of  $10^{-14}$  with a cheaper cost compared to the cost of sequential time-stepping.

For the heat problem, figure 8, on short time interval SCS,  $\text{SCS}^2$  and  $S(\text{CS})^2$  converge faster than SC two-level additive Schwarz in time preconditioner. In

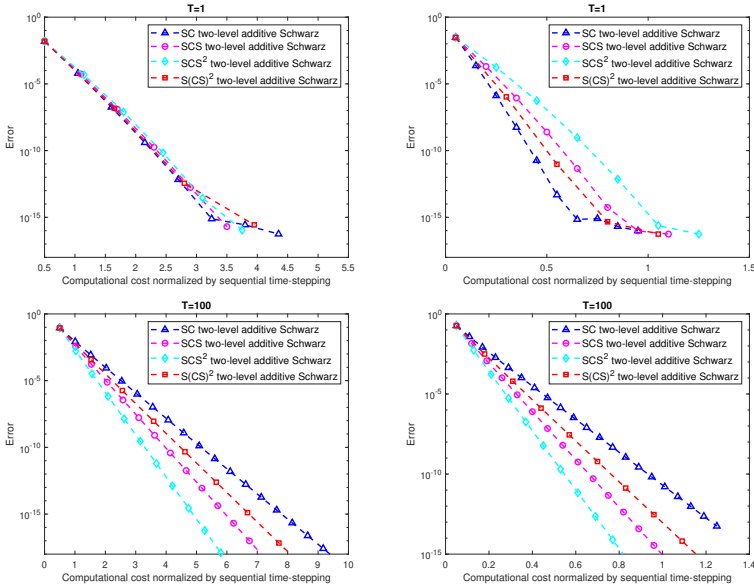


**Fig. 6** Error between approximate solution and fine sequential solution for Dahlquist problem with  $m = 2$  (first column) and  $m = 20$  (second column),  $T = 1$ ,  $N_C = 20$  (first row), and  $T = 100$ ,  $N_C = 100$  (second row).

particular for  $m = 2$ , SC converges to an error around  $10^{-16}$  after 13 iterations, while SCS,  $\text{SCS}^2$ , and  $\text{S}(\text{CS})^2$  need 9, 6, and 5 iterations, respectively. For  $m = 20$ , the improvement becomes more important, specifically it takes 18 iterations for SC two-level additive Schwarz in time preconditioner to converge to an error of  $10^{-16}$ , while SCS reaches this error in 10 iterations, and both  $\text{SCS}^2$  and  $\text{S}(\text{CS})^2$  require only 7 iterations. We also observe that  $\text{SCS}^2$  has a convergence rate close to  $\text{S}(\text{CS})^2$ . On long time interval, both SCS,  $\text{SCS}^2$  have a convergence rate close to the one of  $\text{S}(\text{CS})^2$ , and  $\text{SCS}^2$  converges faster than the other variants. In particular for  $m = 2$ , SC two-level additive Schwarz in time preconditioner converges to an error of  $10^{-17}$  after 10 iterations, while it takes 4 iterations for SCS and 3 iterations for both  $\text{SCS}^2$  and  $\text{S}(\text{CS})^2$  to converge to the same error. For  $m = 20$ ,  $\text{SCS}^2$  converges to an error around  $10^{-17}$  after one iteration, SCS and  $\text{S}(\text{CS})^2$  converge to the same error in 2 iterations, while SC two-level additive Schwarz in time preconditioner requires 10 iterations.

Similarly to the previous test case, a comparison of the different methods in terms of their computational costs for the heat problem is displayed in figure 9. Specifically,  $\text{SCS}^2$  always converges with the lowest cost compared to the others. SCS and  $\text{S}(\text{CS})^2$  are slightly higher and SC is the most expensive method.

For the advection-reaction-diffusion problem, figure 10, the convergence behavior is similar to the heat equation for  $m = 2$ . For short time interval and  $m = 20$ , SC two-level additive Schwarz in time preconditioner converges

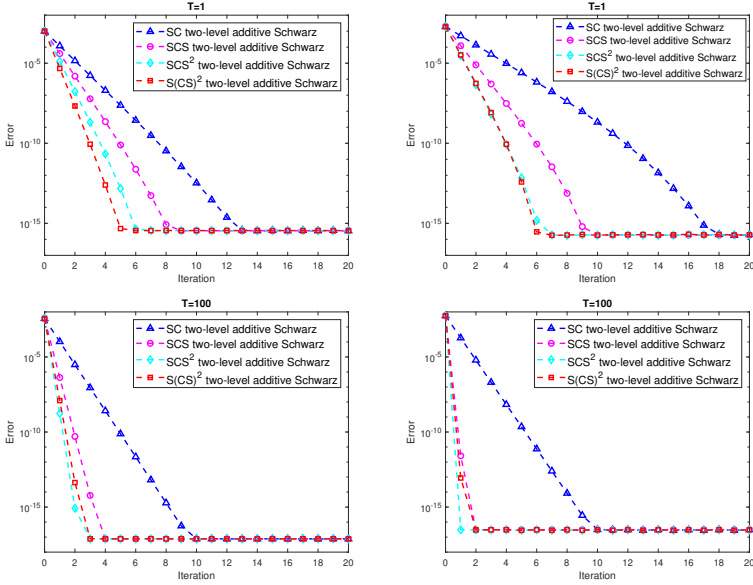


**Fig. 7** Computational cost comparison of the error between approximate solution and fine sequential solution for Dahlquist problem with  $m = 2$  (first column) and  $m = 20$  (second column),  $T = 1$ ,  $N_C = 20$  (first row), and  $T = 100$ ,  $N_C = 100$  (second row).

to an error of  $10^{-14}$  in 18 iterations, while SCS,  $\text{SCS}^2$ , and  $\text{S}(\text{CS})^2$  converge to the same error in 9, 7, and 6 iterations, respectively. On long time interval and  $m = 20$ , it takes 15 iterations for SC two-level additive Schwarz in time preconditioner to converge to an error of  $10^{-16}$ , while SCS,  $\text{S}(\text{CS})^2$ , and  $\text{SCS}^2$  reach the same error in 4, 3, and 2 iterations, respectively.

As the previous test case, a comparison of the different methods in terms of their computational costs for the advection-reaction-diffusion problem is displayed in figure 11. We observe that  $\text{SCS}^2$  always converges with the lowest cost compared to the others, except for the short time interval with  $m = 20$  in which SCS is slightly lower.  $\text{S}(\text{CS})^2$  is slightly higher compared to  $\text{SCS}^2$  and SCS while SC is the most expensive method.

In summary, the SC two-level additive Schwarz in time preconditioner with no additional coarse or fine propagation steps has a slower convergence than the other variants for all our test cases. This indicates that the usage of additional coarse or fine propagation steps leads to a more efficient preconditioner. The  $\text{S}(\text{CS})^2$  variant, corresponding to overlapping parareal or MGRIT with  $\text{F}(\text{CF})^2$ -relaxation, converges faster than the other variants in case of short time interval simulation. The  $\text{SCS}^2$  variant converges faster than SCS for all our test cases. It is close to the convergence rate of  $\text{S}(\text{CS})^2$  for short time interval simulation, and it is even faster than  $\text{S}(\text{CS})^2$  for the heat equation (49) and the advection-reaction-diffusion equation (50) on long time interval. It is efficient when  $m$  increases, for example for  $m = 20$ , it reaches an error of  $10^{-17}$  after one iteration. For the computational cost comparison,  $\text{SCS}^2$  becomes the

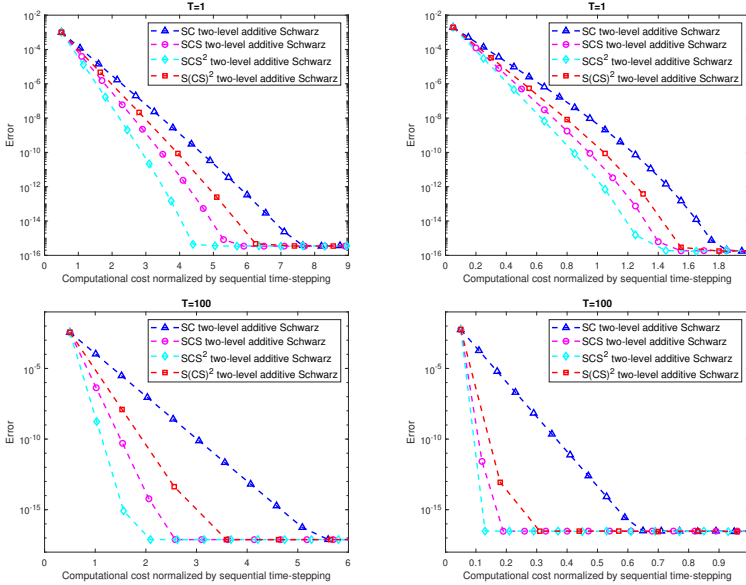


**Fig. 8** Error between approximate solution and fine sequential solution for heat equation with  $m = 2$  (first column) and  $m = 20$  (second column),  $T = 1$ ,  $N_C = 20$  (first row), and  $T = 100$ ,  $N_C = 100$  (second row).

best candidate since it converges with the cheapest cost for almost cases of the three problems, especially on long time intervals.

Furthermore, in this part we perform numerical experiments for the case when  $m \gg N_C$ , specifically,  $N_C = 20$  and  $m = 500$ . The results are displayed in figure 12. For the Dahlquist test,  $S(CS)^2$  reaches the error  $10^{-15}$  after 3 iterations while  $SC$ ,  $SCS$  and  $SCS^2$  converge to the errors of  $10^{-13}$ ,  $10^{-14}$ ,  $10^{-15}$  after 5 iterations, respectively. For the heat problem,  $S(CS)^2$  and  $SCS^2$  converge nearly with the same rate to the error of  $10^{-15}$  after 6 iterations while  $SC$  and  $SCS$  reach the same error after 17 and 9 iterations. For the advection-reaction-diffusion equation, we observe that  $S(CS)^2$ ,  $SCS^2$ ,  $SCS$  and  $SC$  converge to the error of  $10^{-15}$  after 6, 7, 9 and 18 iterations, respectively. In summary, the behavior of all methods in this case is quite similar with the case when  $m = 20$  in which  $S(CS)^2$  and  $SCS^2$  have more advantage compared to  $SCS$  and  $SC$ .

A comparison of the different methods in terms of their computational costs for the three problems on short time interval is displayed in figure 13. For Dahlquist test,  $SC$  is the fastest,  $S(CS)^2$ ,  $SCS$  are slightly slower and  $SCS^2$  is the most expensive. For the heat and the advection-reaction-diffusion problems, the behaviors are the same and all methods converge nearly with the same computational cost, the difference is not very significant. Especially for the heat problem, figure 12,  $SCS^2$  and  $S(CS)^2$  converge after 6 iterations while  $SC$  converges after 17 iterations to the error of  $10^{-15}$  nearly with the same computational cost. For long time interval  $T = 100$ ,  $N_C = 20$ , figure 14,



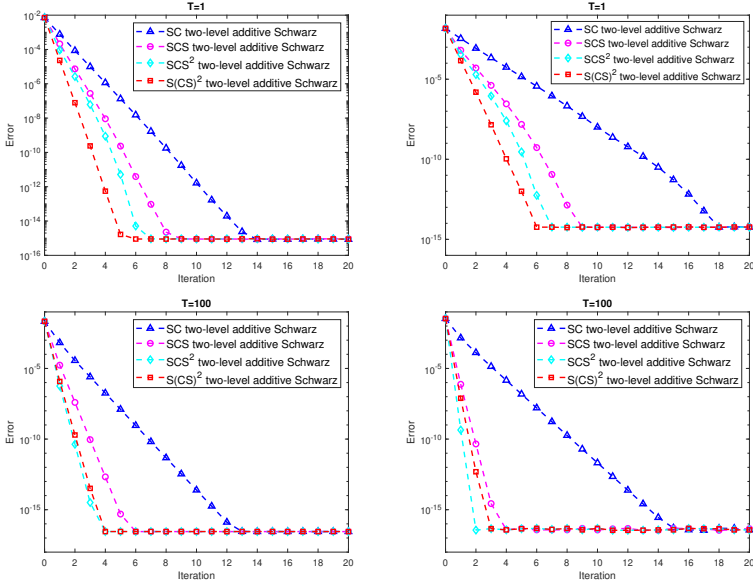
**Fig. 9** Computational cost comparison of the error between approximate solution and fine sequential solution for heat equation with  $m = 2$  (first column) and  $m = 20$  (second column),  $T = 1$ ,  $N_C = 20$  (first row), and  $T = 100$ ,  $N_C = 100$  (second row).

SCS<sup>2</sup> converges with the lowest computational cost, SCS, S(CS)<sup>2</sup> are slightly slower and SC is the most expensive for Dahlquist test. For the heat and the advection-reaction-diffusion problems, the behaviors are similar. Specifically, SCS converges with the cheapest computational cost, SCS<sup>2</sup>, S(CS)<sup>2</sup> converge with the same computational costs and SC is the most expensive method.

### 6.3 Parareal with GMRES acceleration

In this section we discuss the results obtained by parareal with GMRES acceleration. The tolerance for GMRES is set to  $10^{-16}$ . For Dahlquist problem, the 2-norm of the error between the approximate solution and the fine sequential solution and of the relative residual are displayed in figure 15 for  $N_C = 20, T = 1$ , and for  $N_C = 100, T = 100$ . In both tests,  $\Delta t = T/N_C, \delta t = \Delta t/m, m \in \{5, 20\}, d = 1$  for Dahlquist problem,  $d = 10$  for the heat and advection-reaction-diffusion equations. On short time interval, we observe that GMRES slightly improves the convergence of parareal. On long time interval, the improvement become more noticeable. Specifically, for  $m = 20$ , parareal with GMRES acceleration converges to an error of  $10^{-15}$  while parareal only converges to an error of  $10^{-11}$ , after 16 iterations. For the relative residual, parareal with GMRES acceleration converges to  $10^{-15}$  after 20 iterations, while parareal converges to  $10^{-11}$  after the same numbers of iterations. Since the convergence behavior of the error and the relative residual are similar for the heat equation and the advection-reaction-diffusion equation, we present only

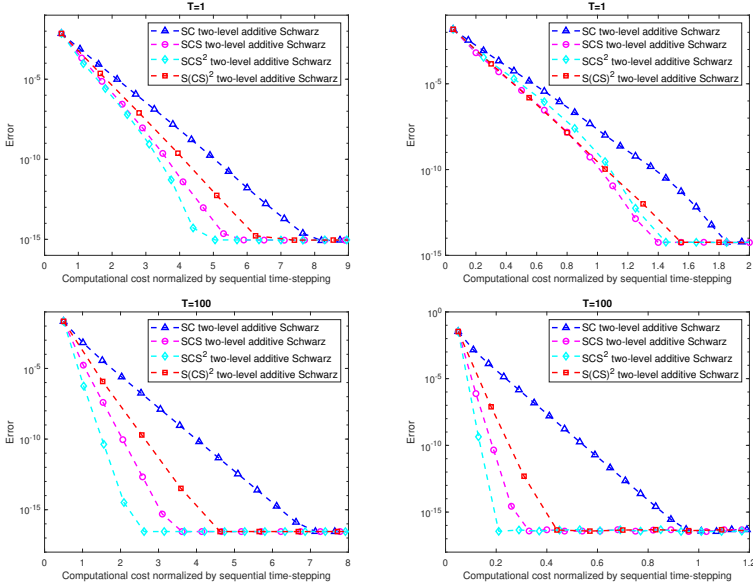




**Fig. 10** Error between approximate solution and fine sequential solution for advection-reaction-diffusion equation with  $m = 2$  (first column) and  $m = 20$  (second column),  $T = 1$ ,  $N_C = 20$  (first row), and  $T = 100$ ,  $N_C = 100$  (second row).

the convergence results for the latter equation. They are displayed in figure 16 for short and long time intervals. On short time interval, we observe that the convergence rate of parareal with GMRES acceleration is slightly improved for both the error and the relative residual. Parareal with GMRES acceleration allows to reach the same error as parareal, while requiring 2 iterations less. For example for  $m = 20$ , parareal with GMRES acceleration converges to an error of  $10^{-14}$  after 16 iterations, while parareal converges to the same error after 18 iterations. On long time interval, the improvement is even less important.

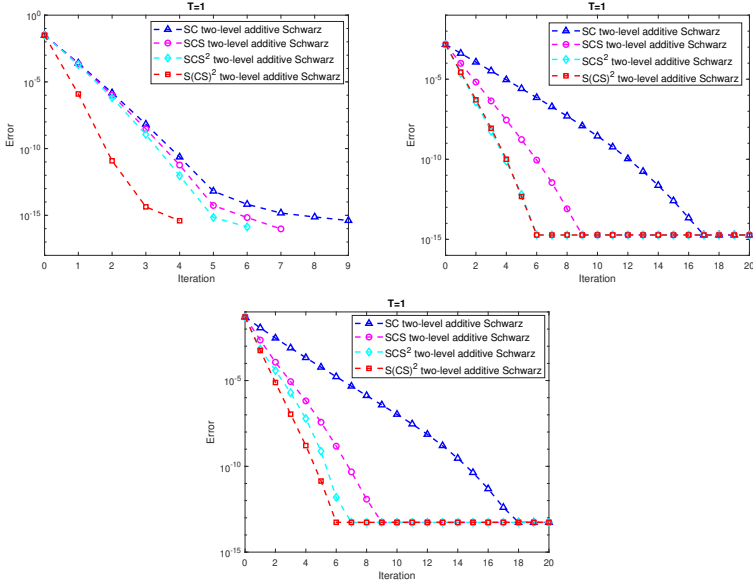
It can be seen that GMRES improves slightly the convergence of parareal for the three test cases as mentioned in the end of section 2.2. In addition to this part, a comparison of the two methods in terms of their computational costs for Dahlquist problem and advection-reaction-diffusion equation is displayed in figure 17, on short time intervals. Specifically, for Dahlquist problem, the difference is not very large at the beginning. It becomes more noticeable when the costs increase, and the computational cost of plain parareal is 0.7 time less than the one of parareal with GMRES acceleration, to obtain the error of  $10^{-15}$ . For advection-reaction-diffusion equation, the same behaviors are observed for the two curves and the computational cost of plain parareal is 0.5 time less than the one of parareal with GMRES acceleration, to obtain the error of  $10^{-14}$ .



**Fig. 11** Computational cost comparison of the error between approximate solution and fine sequential solution for advection-reaction-diffusion equation with  $m = 2$  (first column) and  $m = 20$  (second column),  $T = 1$ ,  $N_C = 20$  (first row), and  $T = 100$ ,  $N_C = 100$  (second row).

## 6.4 Impact of GMRES acceleration for the advection-reaction-diffusion equation with different coefficients

We study in this section the convergence of parareal with GMRES acceleration for the advection-reaction-diffusion equation with different coefficients than at the beginning of section 6. We consider the following setting:  $L = 1$ ,  $T = 1$ ,  $a = 0.01$ ,  $b = 0.5$ ,  $c = 100$ ,  $N_C = 20$ ,  $\Delta x \in \{0.2, 0.05\}$ ,  $\Delta t = T/N_C$ ,  $\delta t = \Delta t/m$ ,  $m = 2$ . The exact solution is  $u_{exact} = \sin(2\pi x) \exp(-2t)$ . The 2-norm of the error between the approximate solution and the fine sequential solution and of the relative residual are displayed in figure 18. We observe that both parareal and parareal with GMRES acceleration converge within 20 iterations. However the error and relative residual of parareal seem to stagnate ( $\Delta x \in \{0.2, 0.05\}$ ) and even increase ( $\Delta x = 0.05$ ), while those of parareal with GMRES acceleration always decrease. Specifically, for  $\Delta x = 0.2$ , parareal converges slowly within the first 5 iterations, then stagnates, and continues to converge after 16 iterations. Hence GMRES acceleration provides a more robust approach on short time interval  $T = 1$ . However, on long time interval  $T = 100$ , both methods converge with the same rate. As the previous section, a comparison of the two methods in terms of their computational costs is displayed in figure 19. For  $\Delta x = 0.2$ , the computational cost of parareal with GMRES acceleration is even less than the computational cost of the plain parareal at the beginning. However, to achieve the error of  $10^{-15}$ , the computational cost of parareal



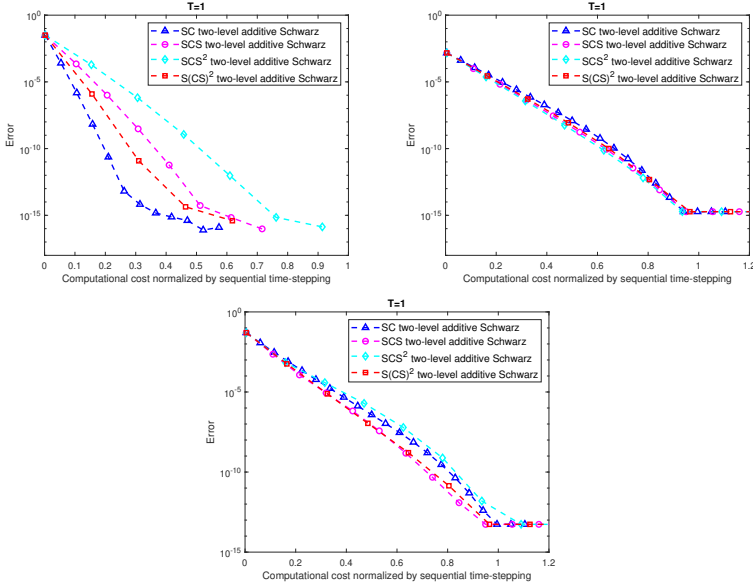
**Fig. 12** Error between approximate solution and fine sequential solution with  $m = 500$  for Dahlquist problem (left), heat equation (right) and advection-reaction-diffusion equation (bottom),  $T = 1, N_C = 20$ .

with GMRES acceleration is 1.7 times higher than the one of plain parareal. For  $\Delta x = 0.05$ , while parareal stagnates and even blows up at the beginning, parareal with GMRES acceleration still converges. Particularly, with almost the same computational cost, parareal with GMRES acceleration reaches an error less than  $10^{-4}$  while the plain parareal only reaches an error of  $10^{-3}$ . Moreover, with a 1.2 times higher computational cost, parareal with GMRES acceleration achieves an error of  $10^{-15}$ , while the plain parareal only reaches an error of  $10^{-13}$ .

In this section we also present numerical experiments for the advection-reaction-diffusion equation in two cases, diffusion dominated and advection dominated. For both cases, we consider the advection-reaction-diffusion equation (50) with the periodic boundary condition

$$\begin{cases} u(0, t) = u(L - \Delta x, t), \\ u(L, t) = u(\Delta x, t), \end{cases}$$

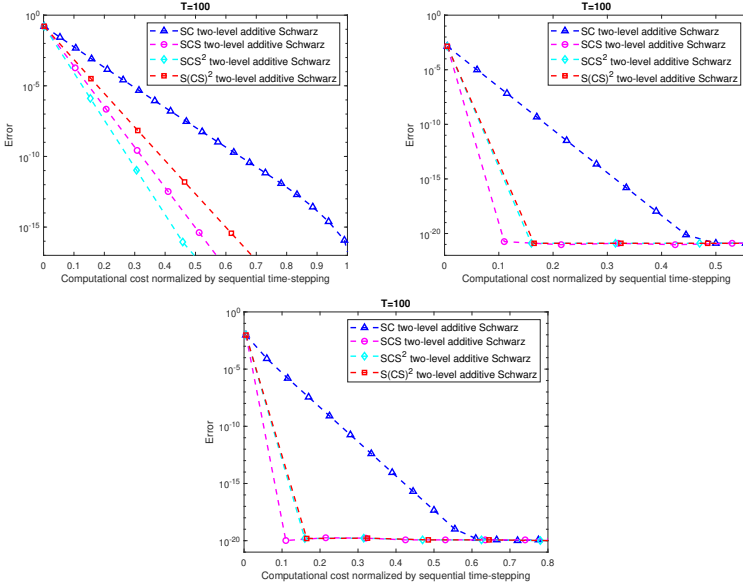
with  $L = 1, T = 1, N_C = 20, \Delta x = 0.1, \Delta t = T/N_C, \delta t = \Delta t/m, m = 5$  and the exact solution  $u_{exact} = \sin(2\pi(x - bt)) \exp(-2t)$ . For the advective case, we consider  $a = 0.0005, b = 1, c = 1$ , and for the diffusive case, we consider  $a = 1, b = 0.0005, c = 1$ . The 2-norm of the error between the approximate solution and the fine sequential solution and of the relative residual are displayed in figure 20. We observe that parareal with GMRES acceleration always converges faster than the plain parareal in both cases. In particular for the



**Fig. 13** Computational cost comparison of the error between approximate solution and fine sequential solution with  $m = 500$  for Dahlquist problem (left), heat equation (right) and advection-reaction-diffusion equation (bottom),  $T = 1$ ,  $N_C = 20$ .

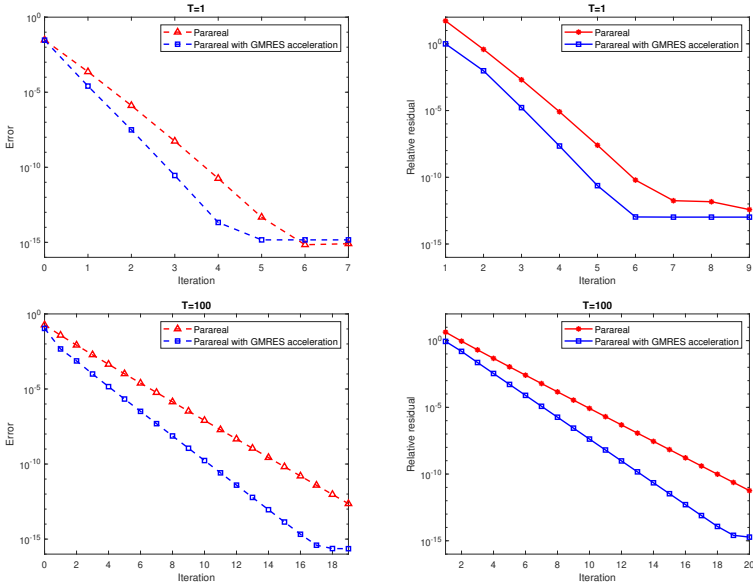
advective case, parareal converges to the error of  $10^{-14}$  after 17 iterations while parareal with GMRES acceleration reaches the same error after 15 iterations. For the diffusive case, we observe that both parareal and parareal with GMRES acceleration converge with a slower rate than the advective case. In particular parareal with GMRES acceleration needs 16 iterations to converge to the error of  $10^{-14}$  while parareal needs 18 iterations to reach the same error. It can be seen that GMRES again improves slightly the convergence of parareal as the numerical results in section 6.3. A comparison of the two methods in terms of their computational costs is also displayed in figure 21. We observe that the computational costs in the advective case are lower than the ones in the diffusive case. For the advective case, the difference is not significant at the beginning. However, to achieve the error of  $10^{-14}$ , the computational cost of parareal with GMRES acceleration is slightly higher. For the diffusive case, the difference is slightly larger with a small advantage for parareal with GMRES acceleration at the beginning. Nevertheless, as the advective case, the computational cost of parareal with GMRES acceleration is 1.3 times higher to reach the error of  $10^{-14}$ .

Additionally in the end of this section, we show the convergence behaviors of parareal and parareal with GMRES acceleration with a different method for the fine propagator. In particular, we keep using backward Euler in time for the coarse propagator but Runge-Kutta 4 for the fine propagator. For the discretization in space, we keep the same centered finite difference method for



**Fig. 14** Computational cost comparison of the error between approximate solution and fine sequential solution with  $m = 500$  for Dahlquist problem (left), heat equation (right) and advection-reaction-diffusion equation (bottom),  $T = 100$ ,  $N_C = 20$ .

both coarse and fine propagators. Following the same setting with the periodic boundary condition, the convergence results are displayed in figure 22. Specifically, for the advective case, a convergence to the error of  $10^{-13}$  is obtained for parareal after 15 iterations while parareal with GMRES acceleration reaches the same error after 12 iterations. For the diffusive case, a slower convergence rate than the advective case is observed for both parareal and parareal with GMRES acceleration. Specifically, it takes 15 iterations for parareal while parareal with GMRES acceleration needs 13 iterations to converge to the error of  $10^{-14}$ . We also observe that parareal with GMRES acceleration slightly improves the convergence in both cases as the previous results in figure 20. Moreover, with the more accurate discretization for the fine propagator Runge-Kutta 4, the convergence curves are slightly faster than the ones using backward Euler in figure 20. Specifically, in the diffusive case, parareal with GMRES acceleration converges to the error of  $10^{-14}$  after 13 iterations while it needs 16 iterations to reach the same error in case of using backward Euler for the fine propagator as it can be seen in figure 20. We also give in figure 23 a comparison of the two methods in terms of their computational costs. It can be seen that the computational costs of both plain parareal and parareal with GMRES acceleration are slightly higher than the ones in the previous test case in figure 21 for the advective case. Specifically, the difference is not very significant at the beginning, however to reach an error of  $10^{-14}$ , the computational cost of parareal with GMRES acceleration is 1.4 times higher



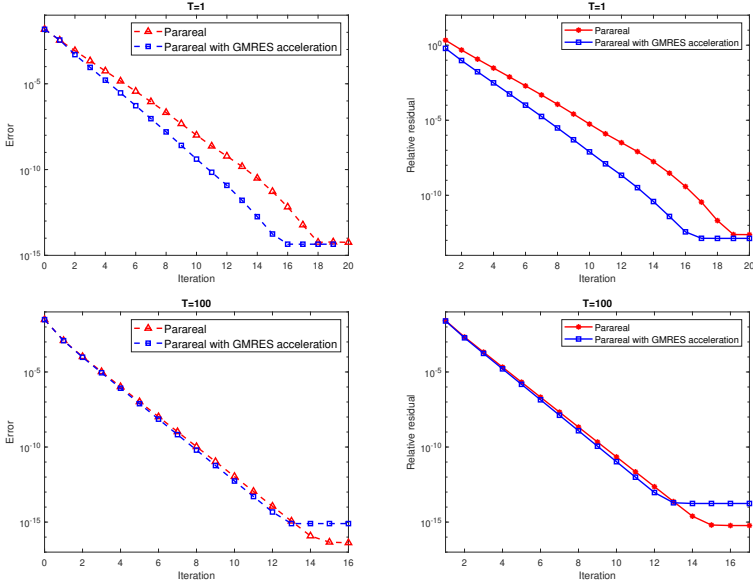
**Fig. 15** Error between approximate solution and fine sequential solution (first column) and relative residual (second column) in 2-norm for Dahlquist problem,  $T = 1, N_C = 20$  (first row),  $T = 100, N_C = 100$  (second row) with  $m = 20$  in both cases.

than the one of plain parareal. For the diffusive case, the same observation is obtained as the previous test case in figure 21.

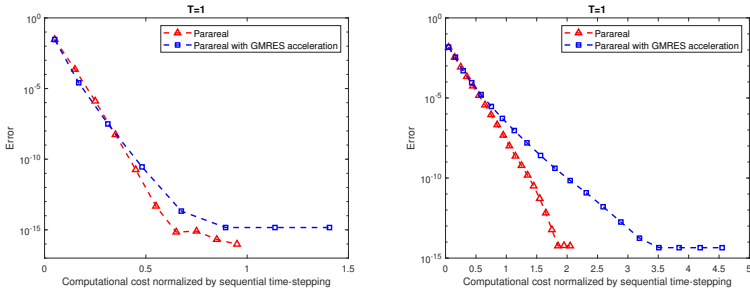
We observe from numerical experiments in this section that GMRES acceleration is helpful at the beginning when the overhead is cheap, and becomes less helpful as the orthogonalization cost increases. One potential choice is to exploit a restart strategy after a few iterations.

## 7 Conclusions and perspectives.

In this paper, we propose an interpretation of parareal algorithm based on a domain decomposition strategy, that we refer to as SC two-level additive Schwarz in time preconditioner. This preconditioner in time is equivalent to MGRIT with F-relaxation. We study variants of this preconditioner and show that additional fine or coarse propagation steps lead to MGRIT with FCF-relaxation, MGRIT with  $F(CF)^2$ -relaxation or overlapping parareal. We also find that  $SCS^2$  two-level additive Schwarz in time preconditioner converges faster than MGRIT with  $F(CF)^2$ -relaxation or overlapping parareal on long time interval and with a large number of subdomains. The efficiency of the variants as well as their computational costs have been shown in numerical experiments, especially on long time intervals. Theoretical convergence bounds are verified and numerical results show that they are sharp especially for long time intervals. We also propose using Krylov subspace method, especially GMRES, to accelerate the parareal algorithm. We find that for a specific case



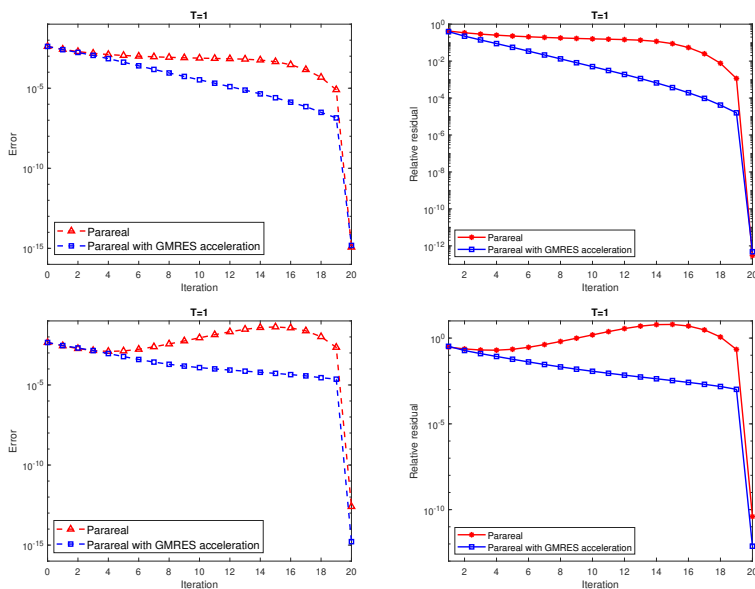
**Fig. 16** Error between approximate solution and fine sequential solution (first column) and relative residual (second column) in 2-norm for advection-reaction-diffusion equation,  $T = 1$ ,  $N_C = 20$ ,  $m = 20$  (first row), and  $T = 100$ ,  $N_C = 100$ ,  $m = 5$  (second row).



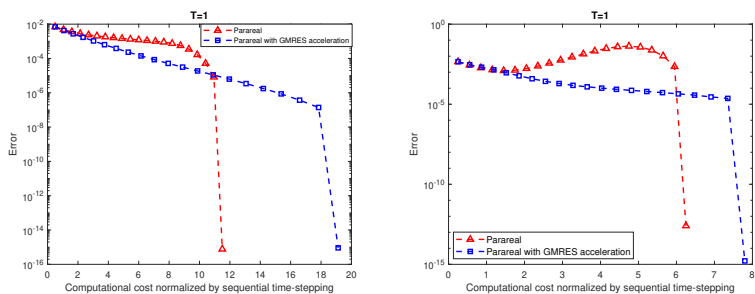
**Fig. 17** Computational cost comparison of the error between approximate solution and fine sequential solution in 2-norm for Dahlquist problem (left), advection-reaction-diffusion equation (right),  $T = 1$ ,  $N_C = 20$  with  $m = 20$ .

of the advection-reaction-diffusion equation in which the advection and reaction coefficients are large compared to the diffusion term, the error of parareal stagnates or even increases for the first iterations, while GMRES provides a faster decrease of the error. This phenomena as well as the convergence analysis of parareal with GMRES acceleration will be studied in our future work.

**Acknowledgments.** Funding was provided by the French National Research Agency (ANR) Contract ANR-15-CE23-0019 (project CINE-PARA). We also would like to thank Martin J. Gander for valuable discussions and the reviewers for constructive comments that helped us improve the manuscript.



**Fig. 18** Error between approximate solution and fine sequential solution (first column) and relative residual (second column) in 2-norm for advection-reaction-diffusion equation with the Dirichlet boundary condition,  $T = 1$ ,  $N_C = 20$ ,  $m = 2$ ,  $\Delta x = 0.2$  (first row), and  $\Delta x = 0.05$  (second row), with backward Euler for both propagators.

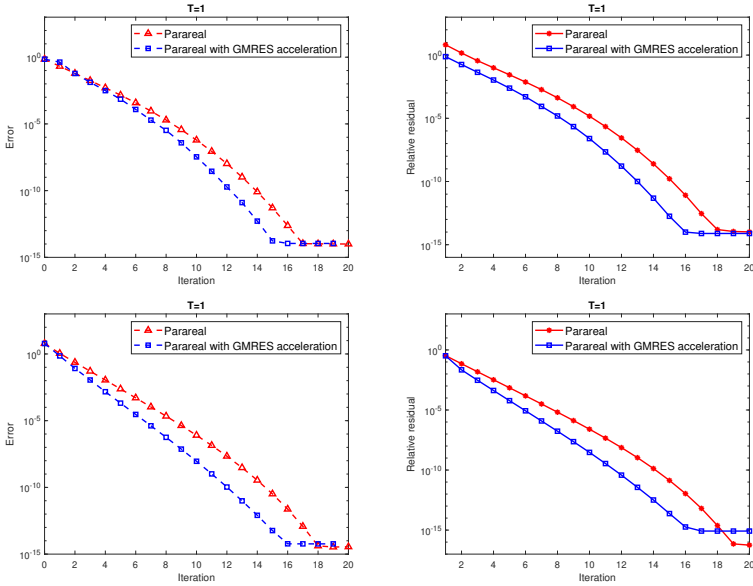


**Fig. 19** Computational cost comparison of the error between approximate solution and fine sequential solution in 2-norm for advection-reaction-diffusion equation,  $T = 1$ ,  $N_C = 20$ ,  $m = 2$ , with  $\Delta x = 0.2$  (left) and  $\Delta x = 0.05$  (right).

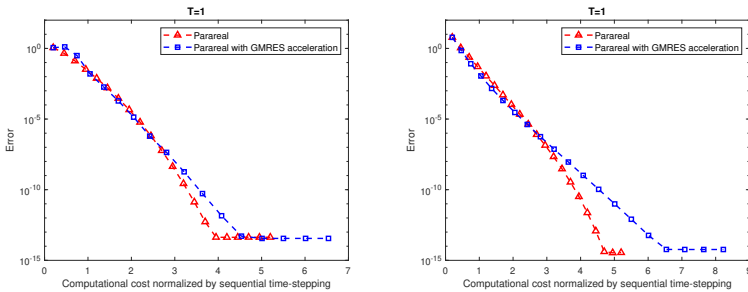
## References

- [1] Lions, J.-L., Maday, Y., Turinici, G.: A "parareal" in time discretization of PDE's. *Comptes Rendus de l'Académie des Sciences - Series I - Mathematics* **332**, 661–668 (2001). [https://doi.org/10.1016/S0764-4442\(00\)01793-6](https://doi.org/10.1016/S0764-4442(00)01793-6)
- [2] Baffico, L., Bernard, S., Maday, Y., Turinici, G., Zérah, G.: Parallel-in-time molecular-dynamics simulations. *Phys. Rev. E* **66**, 057701 (2002).





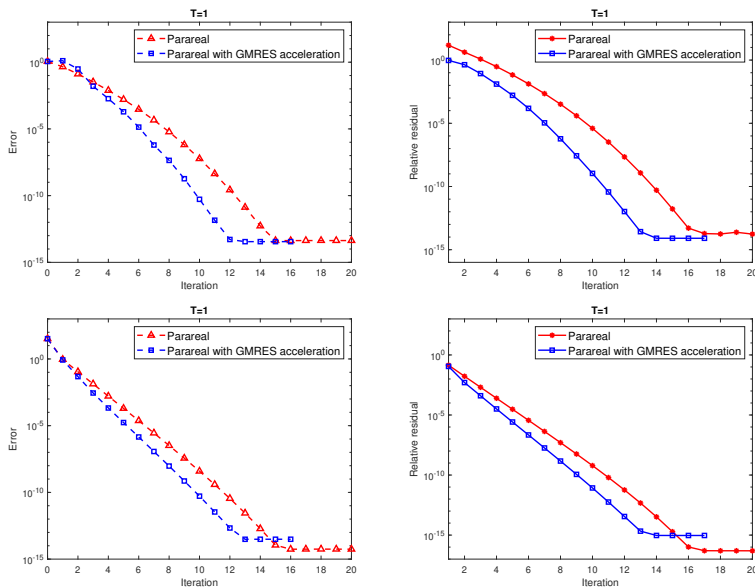
**Fig. 20** Error between approximate solution and fine sequential solution (first column) and relative residual (second column) in 2-norm for advection-reaction-diffusion equation with the periodic boundary condition,  $T = 1$ ,  $N_C = 20$ ,  $m = 5$  for advective case (first row), and for diffusive case (second row), with backward Euler for both propagators.



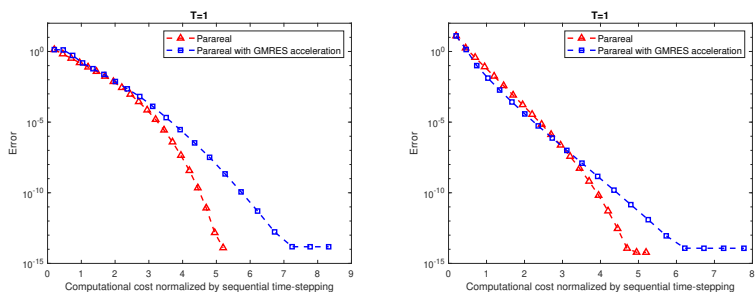
**Fig. 21** Computational cost comparison of the error between approximate solution and fine sequential solution in 2-norm for advection-reaction-diffusion equation with the periodic boundary condition,  $T = 1$ ,  $N_C = 20$ ,  $m = 5$  for advective case (left) and for diffusive case (right), with backward Euler for both propagators.

<https://doi.org/10.1103/PhysRevE.66.057701>

- [3] Eghbal, A., Gerber, A.G., Aubanel, E.: Acceleration of unsteady hydrodynamic simulations using the parareal algorithm. *Journal of Computational Science* **19**, 57–76 (2016). <https://doi.org/10.1016/j.jocs.2016.12.006>
- [4] Baudron, A.M., Lautard, J.J., Maday, Y., Mula, O.: The parareal in time algorithm applied to the kinetic neutron diffusion equation. In: *Domain*



**Fig. 22** Error between approximate solution and fine sequential solution (first column) and relative residual (second column) in 2-norm for advection-reaction-diffusion equation with the periodic boundary condition,  $T = 1, N_C = 20, m = 5$  for advective case (first row), and for diffusive case (second row), with backward Euler for the coarse propagator and Runge-Kutta 4 for the fine propagator.



**Fig. 23** Computational cost comparison of the error between approximate solution and fine sequential solution in 2-norm for advection-reaction-diffusion equation with the periodic boundary condition,  $T = 1, N_C = 20, m = 5$  for advective case (left) and for diffusive case (right), with backward Euler for the coarse propagator and Runge-Kutta 4 for the fine propagator.

Decomposition Methods in Science and Engineering XXI. Lecture Notes in Computational Science and Engineering, pp. 437–445. Springer, International Publishing (2014). [https://doi.org/10.1007/978-3-319-05789-7\\_41](https://doi.org/10.1007/978-3-319-05789-7_41). [http://dx.doi.org/10.1007/978-3-319-05789-7\\_41](http://dx.doi.org/10.1007/978-3-319-05789-7_41)

- [5] Baudron, A.M., Lautard, J.J., Maday, Y., Riahi, M.K., Salomon, J.:

- Parareal in time 3d numerical solver for the LWR benchmark neutron diffusion transient model. *Journal of Computational Physics* **279**(0), 67–79 (2014). <https://doi.org/10.1016/j.jcp.2014.08.037>
- [6] Kaber, S.M., Maday, Y.: Parareal in time approximation of the Korteweg-deVries-Burgers' equations. *PAMM* **7**, 1026403–1026404 (2007). <https://doi.org/10.1002/pamm.20070057>
- [7] Dai, X., Le Bris, C., Legoll, F., Maday, Y.: Symmetric parareal algorithms for Hamiltonian systems. *ESAIM: Mathematical Modelling and Numerical Analysis* **47**, 717–742 (2013). <https://doi.org/10.1051/m2an/2012046>
- [8] Gander, M.J., Hairer, E.: Analysis for parareal algorithms applied to Hamiltonian differential equations. *Journal of Computational and Applied Mathematics* **259 Part A**(0), 2–13 (2014). <https://doi.org/10.1016/j.cam.2013.01.011>. Proceedings of the Sixteenth International Congress on Computational and Applied Mathematics (ICCAM-2012), Ghent, Belgium, 9-13 July, 2012
- [9] Bal, G., Maday, Y.: A "parareal" time discretization for non-linear PDE's with application to the pricing of an american put. In: Pavarino, L., Toselli, A. (eds.) *Recent Developments in Domain Decomposition Methods. Lecture Notes in Computational Science and Engineering*, vol. 23, pp. 189–202. Springer, Berlin (2002). [https://doi.org/10.1007/978-3-642-56118-4\\_12](https://doi.org/10.1007/978-3-642-56118-4_12). [http://dx.doi.org/10.1007/978-3-642-56118-4\\_12](http://dx.doi.org/10.1007/978-3-642-56118-4_12)
- [10] Pagès, G., Pironneau, O., Sall, G.: The parareal algorithm for american options. *SIAM Journal on Financial Mathematics* **9**(3), 966–993 (2018). <https://doi.org/10.1137/17M1138832>
- [11] Magoulès, F., Gbikpi-Benissan, G., Zou, Q.: Asynchronous iterations of parareal algorithm for option pricing models. *Mathematics* **6**(4) (2018). <https://doi.org/10.3390/math6040045>
- [12] Bal, G.: On the convergence and the stability of the parareal algorithm to solve partial differential equations. In: Barth, T.J., Griebel, M., Keyes, D.E., Nieminen, R.M., Roose, D., Schlick, T., Kornhuber, R., Hoppe, R., Périaux, J., Pironneau, O., Widlund, O., Xu, J. (eds.) *Domain Decomposition Methods in Science and Engineering*, pp. 425–432. Springer, Berlin, Heidelberg (2005)
- [13] Gander, M.J., Vandewalle, S.: Analysis of the Parareal Time-Parallel Time-Integration Method. *SIAM Journal on Scientific Computing* **29**(2), 556–578 (2007). <https://doi.org/10.1137/05064607X>
- [14] Staff, G.A., Rønquist, E.M.: Stability of the parareal algorithm. In: Barth,

- T.J., Griebel, M., Keyes, D.E., Nieminen, R.M., Roose, D., Schlick, T., Kornhuber, R., Hoppe, R., Périaux, J., Pironneau, O., Widlund, O., Xu, J. (eds.) *Domain Decomposition Methods in Science and Engineering*, pp. 449–456. Springer, Berlin, Heidelberg (2005)
- [15] Gander, M.J., Hairer, E.: Nonlinear convergence analysis for the parareal algorithm. In: Langer, U., Discacciati, M., Keyes, D.E., Widlund, O.B., Zulehner, W. (eds.) *Domain Decomposition Methods in Science and Engineering XVII*, pp. 45–56. Springer, Berlin, Heidelberg (2008)
- [16] Minion, M.L., Williams, S.A.: Parareal and spectral deferred corrections. In: *AIP Conference Proceedings*, vol. 1048, p. 388 (2008). <https://doi.org/10.1063/1.2990941>. <http://dx.doi.org/10.1063/1.2990941>
- [17] Minion, M.L.: A Hybrid Parareal Spectral Deferred Corrections Method. *Communications in Applied Mathematics and Computational Science* **5**(2), 265–301 (2010). <https://doi.org/10.2140/camcos.2010.5.265>
- [18] Gander, M.J., Jiang, Y.L., Li, R.J.: Parareal schwarz waveform relaxation methods. In: Bank, R., Holst, M., Widlund, O., Xu, J. (eds.) *Domain Decomposition Methods in Science and Engineering XX. Lecture Notes in Computational Science and Engineering*, vol. 91, pp. 451–458. Springer, Berlin Heidelberg (2013). [https://doi.org/10.1007/978-3-642-35275-1\\_53](https://doi.org/10.1007/978-3-642-35275-1_53). [http://dx.doi.org/10.1007/978-3-642-35275-1\\_53](http://dx.doi.org/10.1007/978-3-642-35275-1_53)
- [19] Gander, M., Jiang, Y., Song, B.: A superlinear convergence estimate for the parareal schwarz waveform relaxation algorithm. *SIAM Journal on Scientific Computing* **41**(2), 1148–1169 (2019). <https://doi.org/10.1137/18M1177226>
- [20] Friedhoff, S., Falgout, R.D., Kolev, T.V., MacLachlan, S.P., Schroder, J.B.: A multigrid-in-time algorithm for solving evolution equations in parallel. In: Presented At: Sixteenth Copper Mountain Conference on Multigrid Methods, Copper Mountain, CO, United States, Mar 17 - Mar 22, 2013 (2013). <http://www.osti.gov/scitech/servlets/purl/1073108>
- [21] Falgout, R.D., Friedhoff, S., Kolev, T.V., MacLachlan, S.P., Schroder, J.B.: Parallel time integration with multigrid. *SIAM Journal on Scientific Computing* **36**, 635–661 (2014). <https://doi.org/10.1137/130944230>
- [22] Henthaler, A., Nordsletten, D., Röhrle, O., Schroder, J.B., Falgout, R.D.: Convergence of the multigrid reduction in time algorithm for the linear elasticity equations. *Numerical Linear Algebra with Applications* **25**(3), 2155 (2018). <https://doi.org/10.1002/nla.2155>
- [23] Chan, T.F., Mathew, T.P.: Domain decomposition algorithms. *Acta Numerica* **3**, 61–143 (1994). <https://doi.org/10.1017/S0962492900002427>

- [24] Toselli, A., Widlund, O.: Domain Decomposition Methods – Algorithms and Theory vol. 34, (2005). <https://doi.org/10.1007/b137868>
- [25] Dobrev, V., Kolev, T., Petersson, N., Schroder, J.: Two-level convergence theory for parallel time integration with multigrid. *SIAM Journal on Scientific Computing* **39**, 501–527 (2017). <https://doi.org/10.1137/16M1074096>
- [26] Gander, M.J., Kwok, F., Zhang, H.: Multigrid interpretations of the parareal algorithm leading to an overlapping variant and mgrid. *Computing and Visualization in Science* (2018). <https://doi.org/10.1007/s00791-018-0297-y>
- [27] Ruprecht, D.: Convergence of Parareal with spatial coarsening. *PAMM* **14**(1), 1031–1034 (2014). <https://doi.org/10.1002/pamm.201410490>
- [28] Hirsch, C.: Numerical Computation of Internal and External Flows: The Fundamentals of Computational Fluid Dynamics. Elsevier, Amsterdam (2007). <https://www.bibsonomy.org/bibtex/2dbbc53f6feab1cd458e1c4f2a5c7e11c/tobydriscoll>
- [29] Nevanlinna, O.: Linear acceleration of picard-lindelöf iteration. *Numerische Mathematik* **57**, 147–156 (1990). <https://doi.org/10.1007/BF01386404>
- [30] Minion, M.: A hybrid parareal spectral deferred corrections method. *Communications in Applied Mathematics and Computational Science* **5** (2010). <https://doi.org/10.2140/camcos.2010.5.265>