



HAL
open science

Allylsulfones through Palladium-Catalyzed Allylic C–H Sulfonylation of Terminal Alkenes

Tingting Chen, Jassmin Lahbi, Gianluigi Brogini, Alexandre Pradal,
Giovanni Poli

► **To cite this version:**

Tingting Chen, Jassmin Lahbi, Gianluigi Brogini, Alexandre Pradal, Giovanni Poli. Allylsulfones through Palladium-Catalyzed Allylic C–H Sulfonylation of Terminal Alkenes. *European Journal of Organic Chemistry*, 2023, 26 (8), pp.e202201493. 10.1002/ejoc.202201493 . hal-04221082

HAL Id: hal-04221082

<https://hal.sorbonne-universite.fr/hal-04221082v1>

Submitted on 28 Sep 2023

HAL is a multi-disciplinary open access archive for the deposit and dissemination of scientific research documents, whether they are published or not. The documents may come from teaching and research institutions in France or abroad, or from public or private research centers.

L'archive ouverte pluridisciplinaire **HAL**, est destinée au dépôt et à la diffusion de documents scientifiques de niveau recherche, publiés ou non, émanant des établissements d'enseignement et de recherche français ou étrangers, des laboratoires publics ou privés.

Allylsulfones through Palladium-Catalyzed Allylic C–H Sulfonylation of Terminal Alkenes

Tingting Chen,^[a] Jassmin Lahbi,^[a, b] Gianluigi Brogginì,^[b] Alexandre Pradal,^{*[a]} and Giovanni Poli^{*[a]}

In memory of Professor Gaetano Zecchi

Two previously unknown protocols for Pd-catalyzed allylic C–H sulfonylation of terminal alkenes have been developed. While the former consists of a direct Pd(II)-catalyzed oxidative C–H allylic sulfonylation in the presence of sulfinate anions, the

latter involves a sequential one-pot Pd(II)-catalyzed C–H allylic acetoxylation followed by a Pd(0)-catalyzed sulfonylation. The scope of both protocols was studied on 25 examples.

Introduction

Organosulfur compounds represent an important class of molecules that play a key role in a number of organic reactions, and find applications in various fields of chemistry. In particular, the relevance and versatility of sulfones^[1] is so high that B. M. Trost^[2] defined them as chemical *chameleons*, and P. L. Fuchs^[3] as *pluripotent*. In addition, sulfones are intermediates in synthetically relevant reactions such as the Julia-Lythgoe olefination, the modified Julia,^[4] and the Julia-Kociensky olefination,^[5] the Ramberg-Bäcklund reaction,^[6] as well as a number of other desulfonylative transformations.^[7]

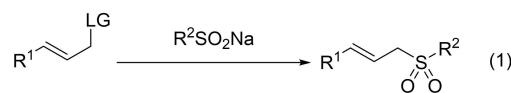
In the course of a project directed toward the synthesis of conjugated polyenes, we became interested in the preparation of allylsulfones. The classic way to access these compounds involves the coupling between substrates bearing an allylic leaving group (LG) and sulfinate anions.^[8,9] This well-known strategy (Scheme 1, equation 1), although normally effective, often implies several synthetic steps, as the required allylic precursors are not always commercially available. Conversely, the direct C–H sulfonylation of alkenes, which, thanks to its step-economy and the abundance of the alkenes would represent a much more elegant access to allylsulfones, has

been so far reported only for the very restricted case of α -methylstyrenes (Scheme 1, equation 2).^[10]

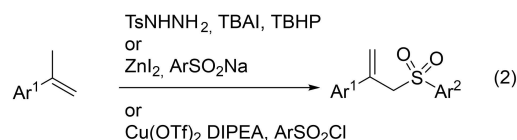
Considering the recent studies by us and others on the Pd-catalyzed allylic C–H activation of alkenes to form C–O,^[11] C–N^[12] and C–C bonds (Scheme 1, equation 3),^[13] we decided to investigate the direct C–H sulfonylation of terminal alkenes.^[14]

We describe in this article the development of two protocols of Pd-catalyzed direct C–H sulfonylation of terminal alkenes (Scheme 1, equation 4).

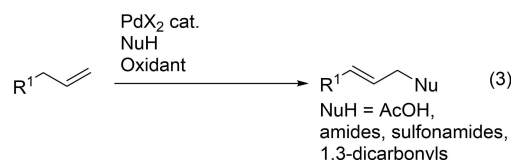
Traditional synthesis of allylsulfones (refs 1, 2)



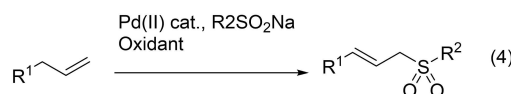
C–H sulfonylation of α -methyl styrenes (refs 10a-c)



C–H-to-C–O, C–N and C–C bond formation (refs 11–13)



This work - C–S bond formation



Scheme 1. Previous works related to the synthesis of allylsulfones (equations 1–3, and this work (equation 4)).

[a] T. Chen, J. Lahbi, Dr. A. Pradal, Prof. G. Poli
Sorbonne Université
Faculté des Sciences et Ingénierie, CNRS
Institut Parisien de Chimie Moléculaire, IPCM
4 place Jussieu, 75005 Paris (France)
E-mail: alexandre.pradal@sorbonne-universite.fr
giovanni.poli@sorbonne-universite.fr

[b] J. Lahbi, Prof. G. Brogginì
Dipartimento di Scienza e Alta Tecnologia
Università dell'Insubria
via Valleggio 11, 22100 Como (Italy)

Supporting information for this article is available on the WWW under <https://doi.org/10.1002/ejoc.202201493>

© 2023 The Authors. European Journal of Organic Chemistry published by Wiley-VCH GmbH. This is an open access article under the terms of the Creative Commons Attribution Non-Commercial NoDerivs License, which permits use and distribution in any medium, provided the original work is properly cited, the use is non-commercial and no modifications or adaptations are made.

Results and Discussion

We started our study choosing for our model reaction the coupling between allylbenzene (**1a**) and sodium *p*-toluenesulfinate (**2a**). Gratifyingly, reacting **1a** (1.0 equiv.) with **2a** (2.0 equiv.) in the presence of palladium acetate (10 mol%) and 2,6-dimethylbenzoquinone (2,6-DMBQ) (2.0 equiv.) as the terminal oxidant, in freshly distilled acetonitrile (0.2 M), at 80 °C under argon, gave after 72 h of reaction the expected allylsulfone **3aa** in 42% yield (Table 1, entry 1). Performing the reaction under aerobic conditions led to the same result.

We then studied the influence of several parameters on the outcome of the reaction. A screening of polar solvents (propionitrile, DMF, DMSO, THF, 1,4-dioxane, MTBE, HFIP) showed that none of them gave a better yield than acetonitrile (Table 1, entries 2–8). With propionitrile, a similar result was obtained when the reaction was performed at 110 °C (Table 1, entry 2, note c). Suspecting that the moderate yield and the long reaction time could be due to a poor solubility of the sulfinate salt in acetonitrile, we tested methanol as a cosolvent. However, performing the reaction in CH₃CN/MeOH 4:1 v/v gave a poor yield of 29% (Table 1, entry 9). We next investigated the influence of the oxidant while keeping acetonitrile as the solvent. The use of other quinones such as benzoquinone (BQ), 2,3-dichloro-5,6-dicyano-1,4-benzoquinone (DDQ), duroquinone (DQ) and 2,5-dimethyl-1,4-benzoquinone (2,5-DMBQ) proved to be unfruitful (Table 1, entries 10–13).^[15] We thus decided to keep 2,6-DMBQ as the oxidant and screened other palladium(II) sources. However, except for palladium(II) acetylacetonate, which gave results similar to palladium(II) acetate (Table 1, entry 16), none of the other catalysts provided better yields (Table 1, entries 14–18). We finally decided to retain palladium(II) acetylacetonate, as some reproducibility problems were encountered with palladium(II) acetate due to the variable purity of commercial batches. The use of ancillary ligands was also evaluated. However, none of those tested (bis-sulfoxide,

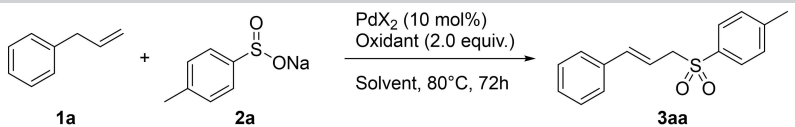
pyridine-type, phenanthroline, pyridones, *N*-acetyl amino acids) gave allylsulfone **3aa** with a better yield than without ligands (See Supporting Information). Finally, changing the concentration of the reaction to 0.66 M increased slightly the yield of **3aa** to 47% (Table 1, entry 19).

With the optimized reaction conditions in hand (Method A), the scope of the reaction was then evaluated, starting with the couplings between allylbenzene **1a** and various sulfonates (Scheme 3). Electron-rich *p*-toluene-, phenyl- and 4-methoxyphenylsulfonates **2a**, **2b** and **2c** provided the corresponding allylsulfones **3aa**, **3ab** and **3ac** in 47%, 58% and 41% isolated yield. Sodium α -naphthylsulfinate gave only degradation products. Electron-poor arylsulfonates reacted too, although their coupling was much more sluggish. For example, only 57% conversion was measured by quantitative ¹H NMR analysis after 72 h of reaction of sodium 4-nitrobenzenesulfinate **2f**. Nevertheless, the desired allylsulfones **3ae** and **3af** could be obtained with 11% yield and 37% yield, respectively. Sodium 4-bromophenylsulfinate **2g** gave the corresponding allylsulfone **3ag** with 45% isolated yield. Worthy of note, the C–Br bond was not affected. Sodium 2-thiophenylsulfinate gave only degradation products.

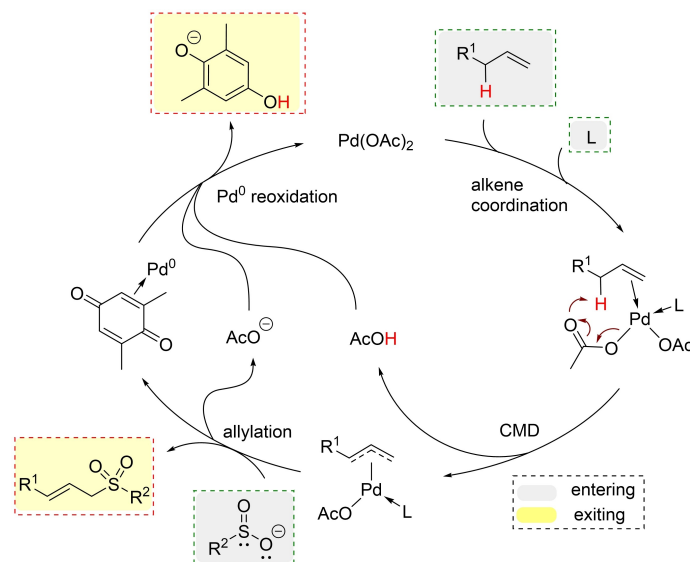
Alkylsulfonates proved also to be reactive. Indeed, reaction between sodium propane-2-sulfinate **2h**, or sodium cyclopropanesulfinate **2i**, gave allylsulfones **3ah** and **3ai** in 22% and 51% yield, respectively. Sodium methylsulfinate, sodium camphorsulfinate and sodium benzylsulfinate, gave no conversion or degradation products. Therefore, cyclopropylsulfinate **2i** turned out to be the only alkylsulfinate able to give the coupling. The reaction was also totally ineffective with very electron-poor sulfonates such as sodium trifluoromethylsulfinate (Langlois' reagent).

On the basis of previous reports on Pd-catalyzed allylic C–H activation reactions, a tentative mechanism is proposed (Scheme 2).^[11e,12d,14] After coordination of the alkene to the Pd(II) catalyst, an allylic proton is abstracted via a likely concerted

Table 1. Optimization of the reaction conditions.^[a]

									
entry ^[a]	PdX ₂	Oxidant	Solvent	Yield 3aa [%] ^[b]	entry ^[a]	PdX ₂	Oxidant	Solvent	Yield 3aa [%] ^[b]
1	Pd(OAc) ₂	2,6-DMBQ	CH ₃ CN	42	10	Pd(OAc) ₂	BQ	CH ₃ CN	3
2	Pd(OAc) ₂	2,6-DMBQ	EtCN	35 ^[c]	11	Pd(OAc) ₂	DDQ	CH ₃ CN	< 2
3 ^[d]	Pd(OAc) ₂	2,6-DMBQ	DMF	13	12	Pd(OAc) ₂	DQ	CH ₃ CN	10
4 ^[d]	Pd(OAc) ₂	2,6-DMBQ	DMSO	13	13	Pd(OAc) ₂	2,5-DMBQ	CH ₃ CN	36
5	Pd(OAc) ₂	2,6-DMBQ	THF	12	14	Pd(OPiv) ₂	2,6-DMBQ	CH ₃ CN	12
6	Pd(OAc) ₂	2,6-DMBQ	1,4-dioxane	2	15	Pd(TFA) ₂	2,6-DMBQ	CH ₃ CN	26
7	Pd(OAc) ₂	2,6-DMBQ	MTBE	< 2	16	Pd(acac) ₂	2,6-DMBQ	CH ₃ CN	42
8	Pd(OAc) ₂	2,6-DMBQ	HFIP	26	17	PdCl ₂ (CH ₃ CN) ₂	2,6-DMBQ	CH ₃ CN	23
9	Pd(OAc) ₂	2,6-DMBQ	MeCN/MeOH (4:1)	29	18	PdCl ₂	2,6-DMBQ	CH ₃ CN	15
					19 ^[e]	Pd(acac) ₂	2,6-DMBQ	CH ₃ CN	47

[a] Reaction conditions: allylbenzene **1a** (0.2 mmol), sodium *p*-toluenesulfinate **2a** (2.0 equiv.), Pd(OAc)₂ (10 mol%), 2,6-DMBQ (2.0 equiv.), CH₃CN (0.2 M) were heated at 80 °C in a sealed tube under Ar. [b] Yields were determined by quantitative ¹H NMR analysis, using 1,4-dinitrobenzene as an internal standard. [c] Allylsulfone **3aa** was obtained with 33% NMR yield when heating at 110 °C instead of 80 °C. [d] The reaction was finished after 45 h. [e] CH₃CN (0.66 M); 2,6-DMBQ: 2,6-dimethyl-1,4-benzoquinone; BQ: 1,4-benzoquinone; DDQ: 2,3-dichloro-5,6-dicyano-1,4-benzoquinone; DQ: duroquinone (2,3,5,6-tetramethyl-1,4-benzoquinone); 2,5-DMBQ: 2,5-dimethyl-1,4-benzoquinone; acac: acetylacetonate.



Scheme 2. Proposed mechanism for the direct Pd-catalyzed allylic C–H sulfonation of terminal alkenes. L = 2,6-DMBQ.

metalation deprotonation (CMD) mechanism, and the thus generated η^3 -allylpalladium intermediate undergoes substitution by the sulfinate anion. Finally, after product decoordination, the generated Pd(0) complex, is reoxidized by the coordinated benzoquinone.

Given the moderate yields associated to some of the direct C–H sulfonations, we decided to study an alternative protocol. Accordingly, on the basis of our previous work on the amination of but-3-enoic acids,^[12h] we envisioned to perform a sequential one-pot doubly Pd-catalyzed procedure consisting in an initial oxidative Pd(II)-catalyzed allylic C–H alkene acetoxylation, followed by a redox-neutral Pd(0)-catalyzed allylic sulfonation. The major challenge of this process consists in the use of the same palladium source for both the transformations. In the event, reacting allylbenzene (1.0 equiv.) with acetic acid (10.0 equiv.), in the presence of 2,6-DMBQ (2.0 equiv.) and Pd(OAc)₂ (10 mol%), in DMSO (0.2 M) at 80 °C gave the corresponding allylic acetate, which was not isolated (TLC

verification). Subsequent in situ addition of *rac*-BINAP (20 mol%), DIPEA (11.5 equiv.), and sodium *p*-toluenesulfinate (2.0 equiv.) with further stirring at 80 °C under air gave the desired allylsulfinate **3 aa** in 82 % yield (Table 2, entry 1). When 10.0 equivalents of both acetic acid and base were used, the allylsulfone **3 aa** was obtained with a similar yield (83 %), but in a much longer reaction time for the second step (Table 2, entry 2). Reducing this amount to 7.0, 5.0 or 3.0 equivalents resulted in generally longer reaction times for the second step accompanied with lower yields (Table 2, entries 3–5). We thus decided to keep our first conditions for the one-pot sequential protocol (Method B).

With the new one-pot sequential protocol in hand for the model coupling **1 a** + **2 a**, we re-evaluated the sulfonation of allylbenzene with the sulfinate salts previously used in the direct procedure (method A). The couplings turned out to be equally efficient with electron-rich sulfonates **2 a–2 c** as well as with electron poor sulfinate **2 e**, affording satisfactory isolated

Table 2. Optimization attempt for the one-pot sequential C–H acetoxylation/sulfonation.^[a]

entry	AcOH (n equiv.)	DIPEA (m equiv.)	Time step 2 [h]	Yield 3 aa [%] ^[b]
1	10.0	11.5	25	82
2	10.0	10.0	48	83
3	7.0	7.0	38	64
4	5.0	5.0	38	56
5	3.0	3.0	66	48

[a] Reaction conditions: allylbenzene **1 a** (0.2 mmol), Pd(OAc)₂ (10 mol%), AcOH (n equiv.), 2,6-DMBQ (2.0 equiv.), 4 Å MS (50 mg), DMSO (0.2 M) were heated at 80 °C in a sealed tube for 4 h (until complete conversion) then were introduced DIPEA (m equiv.), sodium *p*-toluenesulfinate **2 a** (2.0 equiv.), *rac*-BINAP (20 mol%) and the mixture was heated at 80 °C until complete conversion of the cinnamylacetate intermediate. [b] Yields were determined by quantitative ¹H NMR analysis, using 1,4-dinitrobenzene as an internal standard; 2,6-DMBQ: 2,6-dimethyl-1,4-benzoquinone; DIPEA: N,N-di-isopropylethylamine; BINAP: 2,2'-bis(diphenylphosphino)-1,1'-binaphthyl.

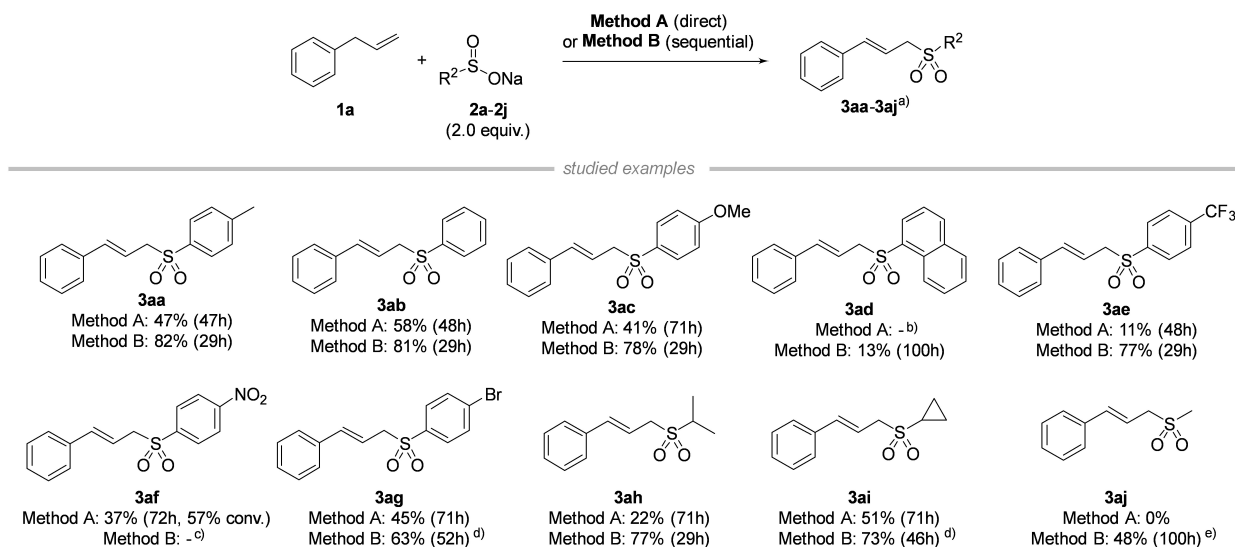
yields, ranging from 77% to 82% (Scheme 3). Such increases in yield when switching from Method A to Method B with reduced reaction times underscore the synthetic importance of the sequential one-pot procedure. However, with this protocol sodium α -naphthylsulfinate **2d** gave a low yield of cinnamylsulfone **3ad**, and sodium 4-nitrobenzenesulfinate **2f** did not sulfonate the intermediate cinnamylacetate **4**, which was recovered in 75% yield. When utilizing 2.0 equivalents of sodium 4-bromophenylsulfinate **2g**, only a partial conversion of intermediate cinnamylacetate **4** was detected (40% recovered) and the allylsulfone **3ag** was isolated with 45% yield. Such a low reactivity might be due to competitive oxidative addition of the carbon-bromine bond of the sulfinate to Pd(0). However, increasing the amount of sulfinate **2g** to 3.0 equivalents, the second step of the sequential procedure was complete and allylsulfone **3ag** was isolated with 63% yield. Alkylsulfonates **2h**, **2i** and **2j** were also relatively efficient with this one-pot protocol, affording the corresponding allylsulfones **3ah**, **3ai** and **3aj** in 77%, 73% and 48% yield, respectively (Scheme 3). In the case of sodium cyclopropylsulfinate **2i**, 3.0 equivalents were also needed to obtain a satisfactory yield of cinnamylsulfone **3ai**, as only 28% yield was obtained when using 2.0 equivalents of the sulfinate. Also, 4.4 equivalents of sodium methylsulfinate **2j** were necessary to obtain cinnamylmethylsulfone **3aj**.

We next studied the influence of the nature of the alkene on the reaction outcome with the two sets of conditions. For this study, sodium benzenesulfinate **2b** was chosen as the reaction partner, because it is the nucleophile that gave the best results and the corresponding allylsulfones are synthetic intermediates for Julia olefinations. Thus, submission of the

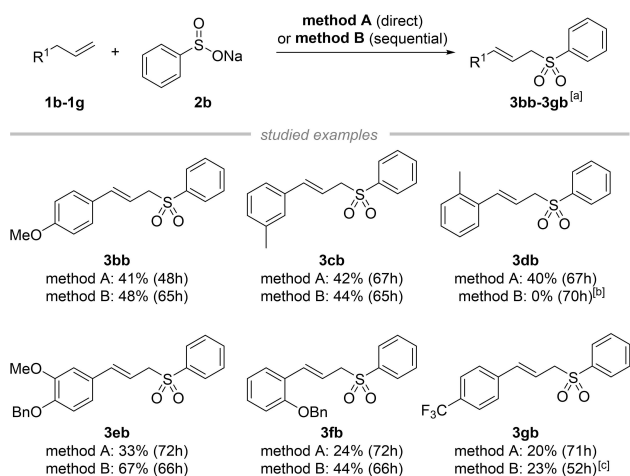
electron-rich allylarenes **1b** and **1c** to the coupling with sodium benzenesulfinate provided the corresponding allylsulfones **3bb** and **3cb** in 41% and 42% yield by Method A, and 48% and 44% yield by Method B (Scheme 4), respectively. *Ortho*-substituted allylbenzene **1d** gave allylsulfone **3db** in 40% yield with Method A, while no product was observed when using the sequential procedure of Method B. The phenolic derivatives benzyleugenol **1e** and 2-*O*-benzylallylbenzene **1f** gave the corresponding allylsulfones **3eb** and **3fb** in 33% and 24% yields with Method A, and in 67% and 42% yields with Method B. The electron-poor allylarene **1g** bearing a *para*-trifluoromethyl substituent afforded the expected allylsulfone **3gb** in 20% yield with Method A and in 23% yield with Method B (Scheme 4).^[16]

We next evaluated terminal aliphatic alkenes in the developed reaction conditions (Scheme 5). Undec-1-ene **1h**, dec-1-ene **1i**, non-1-ene **1j**, oct-1-ene **1k**, and hex-1-ene **1l** were engaged in the presence of sodium benzenesulfinate **2b**, providing with total regioselectivity the linear allylsulfones **3hb**–**3lb** with yields ranging between 30% and 45% with Method A. In most cases, the pure (*E*)-configured allylsulfones were isolated, although minor amounts of the (*Z*) isomers could be detected in the ¹H NMR spectra of the crude reaction products. Only in the case of allylsulfone **3jb**, both (*E*)- and (*Z*)-isomers could be isolated separately.

Unfortunately, with these aliphatic substrates the reaction conditions of Method B do not allow the generation of the intermediate allylacetate. Since the Pd(II)-catalyzed C–H allylic acetoxylation of terminal alkenes has been reported,^[11e] we decided to adopt these reaction conditions as the first step of



Scheme 3. Evaluation of the reactivity of aryl- and alkylsulfonates in the developed reaction conditions (Methods A and B). [a] Typical reaction conditions: Method A: allylbenzene **1a** (0.5 mmol), **2a–2j** (2.0 equiv.), Pd(acac)₂ (10 mol%), 2,6-DMBQ (2.0 equiv.), CH₃CN (0.66 M), 80 °C in a sealed tube under Ar, 48–72 h. Method B: allylbenzene **1a** (0.5 mmol), Pd(OAc)₂ (10 mol%), AcOH (10.0 equiv.), 2,6-DMBQ (2.0 equiv.), 4 Å MS (50 mg), DMSO (0.2 M) were heated at 80 °C under air in a sealed tube for 4 h (until complete conversion of allylbenzene into the allylic acetate, TLC check). Then DIPEA (11.5 equiv.), **2a–2j** (2.0 equiv.), *rac*-BINAP (20 mol%) were introduced, and the mixture was heated at 80 °C until disappearance (TLC check) of the cinnamylacetate **4** intermediate. Reaction time for Method B corresponds to the sum of the reaction times for the two steps. Indicated yields refer to isolated, after silica gel column chromatography purification. [b] Only degradation products were formed. [c] No allylsulfone was formed. The intermediate cinnamylacetate **4** was obtained with 75% yield (measured by quantitative ¹H NMR with 1,4-dinitrobenzene as internal standard). [d] 3.0 equivalents of sodium 4-bromophenylsulfinate **2f** or sodium cyclopropylsulfinate **2i** were used. [e] 4.4 equivalents of sodium methylsulfinate **2j** were used.



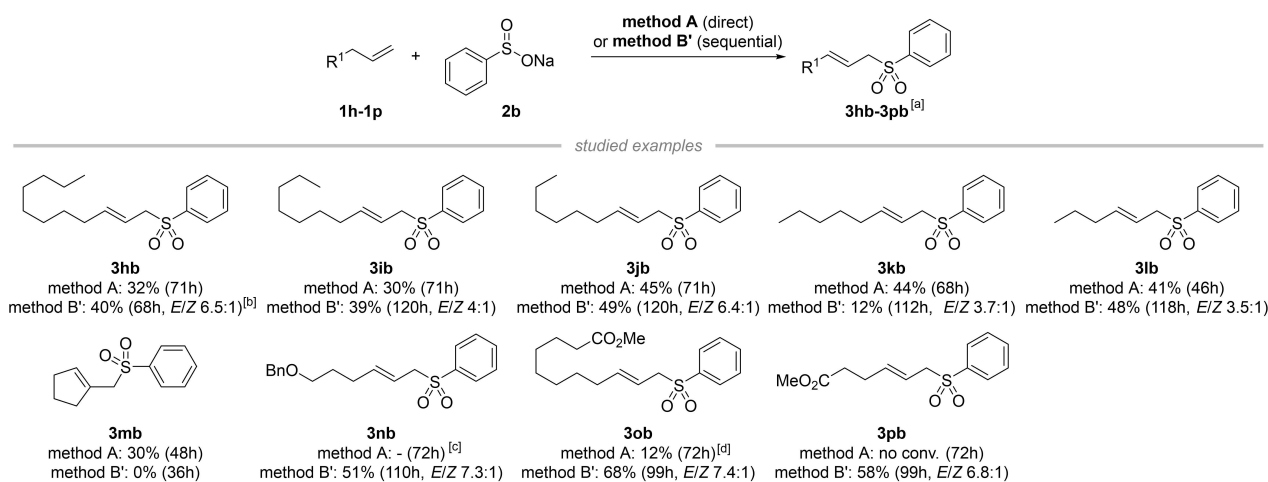
Scheme 4. Evaluation of allylarenes as substrates in the optimized reaction conditions. [a] Typical reaction conditions: **Method A:** allyl-derivative **1b–1g** (0.5 mmol), **2b** (2.0 equiv.), Pd(acac)₂ (10 mol%), 2,6-DMBQ (2.0 equiv.), CH₃CN (0.66 M), 80 °C in a sealed tube, 48–72 h. **Method B:** allyl-derivative **1b–1g** (0.5 mmol), Pd(OAc)₂ (10 mol%), AcOH (10.0 equiv.), 2,6-DMBQ (2.0 equiv.), 4 Å MS (50 mg), DMSO (0.2 M) were heated at 80 °C under air in a sealed tube until complete conversion of the allyl-derivative. Then DIPEA (11.5 equiv.), sodium benzenesulfinate **2b** (2.0 equiv.), *rac*-BINAP (20 mol%) were introduced, and the mixture was heated at 80 °C until complete conversion of the allylacetate intermediate. Reaction time for Method B corresponds to the sum of the reaction times for the two steps. Indicated yields refer to isolated, after silica gel column chromatography purification. [b] (*E*)-4-methylcinnamyl acetate was obtained with 26% yield as measured by ¹H quantitative NMR with 1,4-dinitrobenzene as internal standard. [c] The cinnamylsulfone **3gb** was obtained with 67% NMR yield, as measured by ¹H quantitative NMR with 1,4-dinitrobenzene as internal standard.

Method B. In the event, following a variant of White's protocol, undec-1-ene **1h** was treated with Pd(OAc)₂ (10 mol%), in the presence of phenylvinylsulfonide (10 mol%) BzOH (10.0 equiv.),

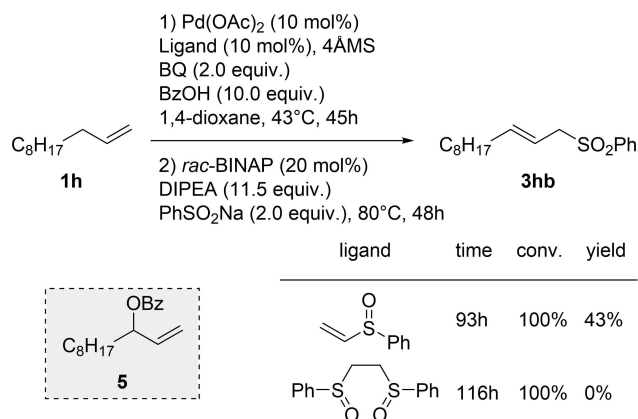
benzoquinone (2.0 equiv.), and 4 Å MS (50 mg), in 1,4-dioxane (0.2 M). After 45 h stirring at 43 °C, treatment of the resulting branched allylic allylbenzoate **5** (TLC and ¹H NMR verification) with DIPEA (11.5 equiv.), sodium benzenesulfinate **2b** (2.0 equiv.), *rac*-BINAP (20 mol%) with heating at 80 °C, afforded the desired allylsulfone **3hb** in 43% NMR yield (Scheme 6). On the other hand, use of 1,2-bis(phenylsulfanyl)ethane (10 mol%) instead of phenylvinylsulfonide, did not allow the formation of the allyl sulfone, giving only allylbenzoate **5** in 48% spectroscopic yield. We speculate that the disulfide ligand may prevent the phosphine promoted Pd(II)-to-Pd(0) reduction, thus halting the second, Pd(0)-catalyzed, step.

With these new conditions in hand, aliphatic terminal alkenes **1h–1p** were evaluated for the synthesis of the corresponding allylsulfones **3hb–3pb** (Scheme 5). Besides allylsulfone **3hb** which was isolated with 40% isolated yield, aliphatic allylsulfones **3ib**, **3jb**, **3kb** and **3lb** were obtained from dec-1-ene **1i**, non-1-ene **1j**, oct-1-ene **1k** and hex-1-ene **1l** respectively with 39%, 49%, 12% and 48% isolated yield. Here again, *E/Z* mixtures of isomers were detected in the NMR spectra of the crude reaction products, the (*E*)-isomers being always the major ones.

Methylenecyclopentane **1m** could also be converted into allylsulfone **3mb** with Method A in a moderate 30% yield, while Method B and B' failed. More functionalized aliphatic alkenes such as benzylether **1n** and esters **1o** and **1p** gave no or trace amounts of sulfonlated product with Methods A or B. Besides, Method B' allowed to obtain the corresponding allylsulfones **3nb**, **3ob**, and **3pb** and in 51%, 68% and 58% yields, respectively. In all these cases, *E/Z* mixtures were constantly obtained, with the (*E*)-isomer prevailing. This protocol, though requiring a long reaction time (4-5 days), is to date the only way to afford such allylsulfones via allylic C–H functionalization.^[17]



Scheme 5. Evaluation of aliphatic terminal alkenes as substrates in the optimized reaction conditions. [a] Typical reaction conditions: **Method A:** allyl-derivative **1h–1p** (0.5 mmol), **2b** (2.0 equiv.), Pd(acac)₂ (10 mol%), 2,6-DMBQ (2.0 equiv.), CH₃CN (0.66 M), 80 °C in a sealed tube, 48–72 h. **Method B':** allyl-derivative **1h–1p** (0.2 or 0.5 mmol), Pd(OAc)₂ (10 mol%), phenylvinylsulfonide (10 mol%), BzOH (10.0 equiv.), BQ (2.0 equiv.), 4 Å MS (50 mg), 1,4-dioxane (0.2 M) were heated at 43 °C under air in a sealed tube until complete conversion of the allyl-derivative (48–72 h). Then, DIPEA (11.5 equiv.), sodium benzenesulfinate **2b** (2.0 equiv.), *rac*-BINAP (20 mol%) were introduced, and the mixture was heated at 80 °C until complete conversion of the allylbenzoate intermediate (usually 48 h). Reaction time for Method B' corresponds to the sum of the reaction times for the two steps. Indicated yields refer to isolated, after silica gel column chromatography purification. [b] *E/Z* ratios were calculated on the ¹H-NMR spectra of the crude reaction mixtures. [c] only degradation products were formed. [d] Conversion was 40% (as measured by quantitative ¹H NMR using 1,4-dinitrobenzene as internal standard) after 72 h of reaction.

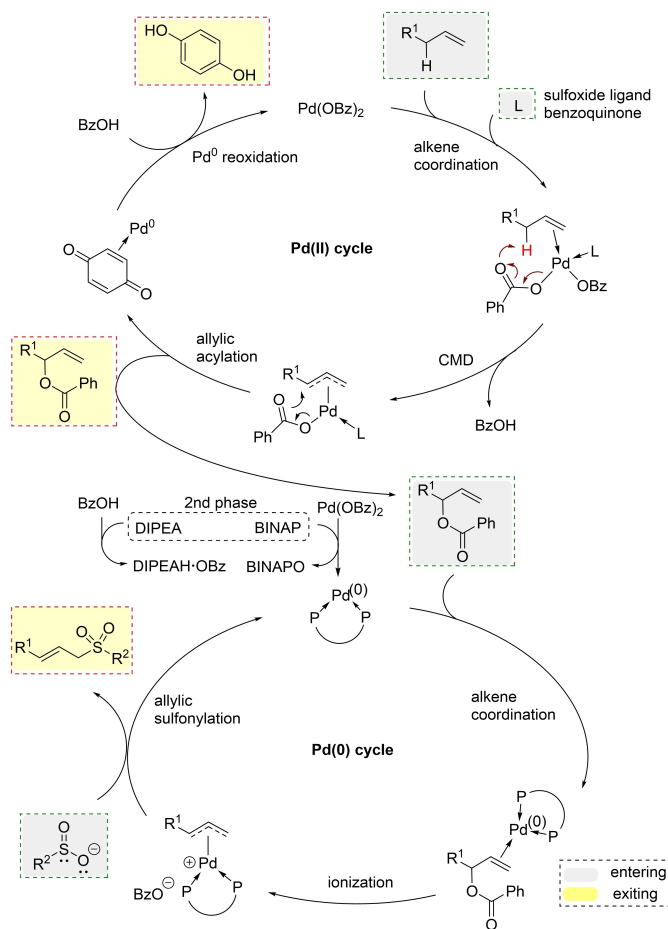


Scheme 6. Adapted sequential conditions for the reaction of undecene **1h** (Method B').

The mechanism associated to Method B' is expected to entail two different, but connected, catalytic cycles. Coordination of the terminal alkene and of the sulfoxide ligand to the palladium atom of the in situ formed palladium dibenzoate generates the corresponding η^3 -allylpalladium complex via a likely CMD mechanism. Following inner sphere benzoate ligand transfer to the internal terminus of the π -complexed allyl fragment generates the branched allylic benzoate and BQ-complexed Pd(0), which regenerates palladium dibenzoate.^[11e,14a] Once the formation of the allylic benzoate is complete, addition of DIPEA and *rac*-BINAP to the reaction mixture sets the stage for the second catalytic cycle. Indeed, the amine quenches the excess of benzoic acid making the corresponding salt, while the diphosphine reduces^[18] the palladium diacetate and complexes the thus generated Pd(0) via κ^2 -coordination. After coordination of the alkene function of the allylic benzoate to the Pd(0) complex, a new, ionic, η^3 -allylpalladium complex is formed. This latter is intercepted by the sulfinate anion, which generates the allylic sulfone product and regenerates the Pd(0) complex (Scheme 7).

Conclusion

In summary, we developed two distinct protocols for the preparation of allylsulfones from commercially available alkenes through allylic C–H activation. The first method consists in the palladium-catalyzed direct allylic C–H sulfonylation of terminal alkenes, while the second procedure deals with a one-pot sequential Pd(II)-catalyzed allylic C–H acetoxylation, followed by a Pd(0)-catalyzed sulfonylation. While the first protocol is more straightforward, the second one gave often higher yields with a broader substrate scope, yet allowing to use the same palladium pre-catalyst for the two steps. A plausible mechanism is proposed in both cases. Future work will be dedicated to the improvement of the above studied protocols as well as the in situ further reaction of the resulting allylsulfones.



Scheme 7. Proposed mechanism for the sequential Pd-catalyzed allylic C–H sulfonylation of terminal alkenes according to Method B'.

Experimental Section

General procedure for direct allylic C–H sulfonylation of alkenes (Method A): An ace pressure tube equipped with a magnetic stirrer was charged with 15.2 mg (0.05 mmol, 10 mol%) of palladium(II) acetylacetonate, 136 mg (1.0 mmol, 2.0 equiv.) of 2,6-dimethyl-1,4-benzoquinone and the sulfinates **2a–2j** (1.0 mmol, 2.0 equiv.). The tube was placed under vacuum and then back-filled with argon. The vacuum/argon cycles were repeated twice and 0.75 mL of distilled acetonitrile (0.66 M) was introduced. To this suspension was introduced the alkene **1b–1q** (0.5 mmol, 1.0 equiv.) and the mixture was heated to 80°C under stirring until conversion was complete as checked by TLC. The mixture was then cooled to rt and filtered over a pad of silica gel with 50 mL of ethyl acetate. The filtrate was concentrated under reduced pressure and the residue was purified by flash column chromatography on silica gel to give the desired products.

General procedure for one-pot sequential allylic C–H sulfonylation of allylarenes (Method B): An ace pressure tube equipped with a magnetic stirrer was charged with 11.2 mg (0.05 mmol, 10 mol%) of palladium(II) acetate, 136.2 mg (1.0 mmol, 2.0 equiv.) of 2,6-dimethylbenzo-1,4-quinone and 50 mg of 4 Å molecular sieves. The solids were suspended in 1.5 mL of anhydrous DMSO and 0.29 mL (5.0 mmol, 10.0 equiv.) of acetic acid was introduced followed by the alkene **1b–1g** (0.5 mmol, 1.0 equiv.). The mixture was heated to 80°C until complete conversion of the alkene was

reached as checked by TLC. The mixture was cooled to rt and 62.0 mg (0.1 mmol, 20 mol%) of *rac*-BINAP followed by 1.0 mL (7.25 mmol, 11.5 equiv.) of *N,N*-diisopropylethylamine were added to the reaction mixture. The sulfinate **2a-2j** (1.0 mmol, 2.0 equiv.) was then introduced and the ace pressure tube was closed. The reaction mixture was then heated to 80 °C until complete conversion of the intermediate allylacetate was seen by TLC. The mixture was then cooled to rt and filtered over a pad of silica gel with 50 mL of ethyl acetate to remove the salts. The filtrate was placed into a separatory funnel and washed with 50 mL of water. The aqueous layer was extracted with 2 × 20 mL of ethyl acetate. The combined organic layers were dried over anhydrous MgSO₄ and filtered. The filtrate was concentrated under reduced pressure and the residue was purified by flash column chromatography on silica gel to give the desired products.

General procedure for one-pot sequential allylic C–H sulfonylation of terminal aliphatic alkenes (Method B’): An ace pressure tube equipped with a magnetic stirrer was charged with 4.5 mg (0.02 mmol, 10 mol%) of palladium(II) acetate, 2.7 μL (0.02 mmol, 10 mol%) of phenylvinylsulfoxide and 43.3 mg (0.4 mmol, 2.0 equiv.) of 1,4-benzoquinone. The solids were suspended in 0.6 mL of anhydrous 1,4-dioxane and 244.2 mg (2.0 mmol, 10.0 equiv.) of benzoic acid was introduced followed by the alkene **1h-1q** (0.2 mmol, 1.0 equiv.). The mixture was heated to 43 °C until complete conversion of the alkene was reached as checked by TLC or ¹H NMR (usually 66–72 h). The mixture was cooled to rt and 25.0 mg (0.04 mmol, 20 mol%) of *rac*-BINAP followed by 0.4 mL (2.3 mmol, 11.5 equiv.) of *N,N*-diisopropylethylamine were added to the reaction mixture. To this mixture was introduced 65.4 mg (0.4 mmol, 2.0 equiv.) of Sodium benzenesulfinate **2b** and the sealed tube was closed. The reaction mixture was then heated to 80 °C until complete conversion of the intermediate allylbenzoate was seen by TLC. The mixture was then cooled to rt and filtered over a pad of silica gel with 25 mL of ethyl acetate to remove the salts. The filtrate was concentrated under reduced pressure and the residue was purified by flash column chromatography on silica gel to give the desired products.

Acknowledgements

The authors would like to acknowledge CNRS and Sorbonne Université for financial support. T. C. and J. L. thank respectively China Scholarship Council and the Erasmus + programme for financial support. The authors would like to thank Régina Maruchenko and Claire Troufflard for their help in quantitative NMR analyses as well as Gilles Clodic and Lucrèce Matheron for HRMS analyses.

Conflict of Interest

The authors declare no conflict of interest.

Data Availability Statement

The data that support the findings of this study are available from the corresponding author upon reasonable request.

Keywords: allylsulfones · C–H activation · one-pot sequential reactions · palladium catalysis · sulfonylation

- [1] N.-W. Liu, S. Liang, G. Manolikakes, *Synthesis* **2016**, *48*, 1939–1973.
- [2] B. M. Trost, *Bull. Chem. Soc. Jpn.* **1988**, *61*, 107–124.
- [3] A. El-Awa, M. N. Noshi, X. Mollat du Jourdin, P. L. Fuchs, *Chem. Rev.* **2009**, *109*, 2315–2349.
- [4] a) M. Julia, J.-M. Paris, *Tetrahedron Lett.* **1973**, 4833–4836; Dear author, please add the volume number. [] [] [] []; b) J.-B. Baudin, G. Hareau, S. A. Julia, O. Ruel, *Tetrahedron Lett.* **1991**, *32*, 1175–1178; For a recent review, see: c) P. R. Blakemore, *J. Chem. Soc. Perkin Trans. 1* **2002**, 2563–2585. [] [] [] [] Dear author, please add the volume number. [] [] [] []
- [5] a) P. R. Blakemore, W. J. Cole, P. J. Kociejnski, A. Morley, *Synlett* **1998**, 26–28; Dear author, please add the volume number. [] [] [] []; For reviews, see: b) C. Aïssa, *Eur. J. Org. Chem.* **2009**, 1831–1844; [] [] [] [] Dear author, please add the volume number. [] [] [] []; c) B. Chatterjee, S. Bera, D. Mondal, *Tetrahedron: Asymmetry* **2014**, *25*, 1–55.
- [6] a) L. Ramberg, B. Bäcklund, *Arkiv Kemi, Mineral. Geol.* **1940**, *13 A*, 50 pp; b) T.-L. Chan, S. Fong, Y. Li, T.-O. Man, C.-D. Poon, *J. Chem. Soc. Chem. Commun.* **1994**, 1771–1772; [] [] [] [] Dear author, please add the volume number. [] [] [] []; c) X.-P. Cao, T.-Z. Chan, H.-F. Chow, J. Tu, *J. Chem. Soc. Chem. Commun.* **1995**, 1297–1299; [] [] [] [] Dear author, please add the volume number. [] [] [] []
- [7] D. A. Alonso, C. Nájera, in *Organic Reactions Vol. 72*, Ed. S. E. Denmark, John Wiley & Sons, Hoboken, **2008**, pp. 367–656.
- [8] Allylsulfones can be prepared from allylic alcohols either by bromination followed by nucleophilic substitution or by acetylation of the alcohol followed by a Pd(0)-catalyzed Tsuji-Trost sulfonylation. For the latter, see for example: a) K. Inomata, T. Yamamoto, H. Kotake, *Chem. Lett.* **1981**, 1357–1360; [] [] [] [] Dear author, please add the volume number. [] [] [] []; b) E. Blart, J.-P. Genêt, M. Safi, M. Savignac, D. Sinou, *Tetrahedron* **1994**, *50*, 505–514; c) F.-X. Felpin, Y. Landais, *J. Org. Chem.* **2005**, *70*, 6441–6446.
- [9] When not commercially available, functionalized allylic alcohols can be prepared efficiently in two steps from aldehydes or ketones by HWE olefination followed by reduction with DIBAL-H. See for instance: F. Carlet, G. Bertarini, G. Broggin, A. Pradal, G. Poli, *Eur. J. Org. Chem.* **2021**, 2162–2168; [] [] [] [] Dear author, please add the volume number. [] [] [] []
- [10] a) X. Li, X. Xu, C. Zhou, *Chem. Commun.* **2012**, *48*, 12240–12242; b) M. Y. Chang, H. Y. Chen, H. S. Wang, *J. Org. Chem.* **2017**, *82*, 10601–10610; c) L. Liu, C. Wang, *Tetrahedron Lett.* **2022**, *88*, 153553–153557.
- [11] For a selection of pioneering examples of C–O bond formation, see: a) A. Heumann, B. Åkermark, *Angew. Chem. Int. Ed.* **1984**, *23*, 453–454; *Angew. Chem.* **1984**, *96*, 443–444; b) B. Åkermark, S. Hansson, T. Rein, J. Vågberg, A. Heumann, J.-E. Bäckvall, *J. Organomet. Chem.* **1989**, *369*, 433–444; c) S. Hansson, A. Heumann, T. Rein, B. Åkermark, *J. Org. Chem.* **1990**, *55*, 975–984; d) M. S. Chen, M. C. White, *J. Am. Chem. Soc.* **2004**, *126*, 1346–1347; e) M. S. Chen, N. Prabakaran, N. A. Labenz, M. C. White, *J. Am. Chem. Soc.* **2005**, *127*, 6970–6971; f) K. J. Fraunhoffer, N. Prabakaran, L. E. Sirois, M. C. White, *J. Am. Chem. Soc.* **2006**, *128*, 9032–9033; g) D. J. Covell, M. C. White, *Angew. Chem. Int. Ed.* **2008**, *47*, 6448–6451; *Angew. Chem.* **2008**, *120*, 6548–6551; h) N. A. Vermeulen, J. H. Delcamp, M. C. White, *J. Am. Chem. Soc.* **2010**, *132*, 11323–11328.
- [12] For a selection of examples for C–N bond formation, see: a) K. J. Fraunhoffer, M. C. White, *J. Am. Chem. Soc.* **2007**, *129*, 7274–7276; b) S. A. Reed, M. C. White, *J. Am. Chem. Soc.* **2008**, *130*, 3316–3318; c) G. Liu, G. Yin, L. Wu, *Angew. Chem. Int. Ed.* **2008**, *47*, 4733; d) S. A. Reed, A. R. Mazzotti, M. C. White, *J. Am. Chem. Soc.* **2009**, *131*, 11701–11706; e) G. T. Rice, M. C. White, *J. Am. Chem. Soc.* **2009**, *131*, 11707–11711; f) F. Nagra, F. Liron, G. Prestat, C. Mealli, A. Messaoudi, G. Poli, *Chem. Eur. J.* **2009**, *15*, 11078–11082; g) X. Qi, G. T. Rice, M. S. Lall, M. S. Plummer, M. C. White, *Tetrahedron* **2010**, *66*, 4816–4826; h) D. Diamante, S. Gabrieli, T. Benincori, G. Broggin, J. Obler, G. Poli, *Synthesis* **2016**, *48*, 3400–3412; i) R. Ma, M. C. White, *J. Am. Chem. Soc.* **2018**, *140*, 3202–3205.
- [13] For a selection of examples for C–C bond formation, see: a) A. J. Young, M. C. White, *J. Am. Chem. Soc.* **2008**, *130*, 14090–14091; b) S. Lin, C.-X. Song, G.-X. Cai, W.-H. Wang, Z.-J. Shi, *J. Am. Chem. Soc.* **2008**, *130*, 12901–12903; c) A. J. Young, M. C. White, *Angew. Chem. Int. Ed.* **2011**, *50*, 6824–6827; *Angew. Chem.* **2011**, *123*, 6956–6959; d) J. M. Howell, W. Liu, A. J. Young, M. C. White, *J. Am. Chem. Soc.* **2014**, *136*, 5750–5754;

- e) W. Liu, S. Z. Ali, S. E. Ammann, M. C. White, *J. Am. Chem. Soc.* **2018**, *140*, 10658–10662.
- [14] For recent reviews, see: a) F. Liron, J. Oble, M. M. Lorion, G. Poli, *Eur. J. Org. Chem.* **2014**, 5863–5883. Dear author, please add the volume number. b) R. A. Fernandes, J. L. Nallasivam, *Org. Biomol. Chem.* **2019**, *17*, 8647–8672.
- [15] Several other oxidants such as silver acetate, copper diacetate, diacetoxyiodobenzene, peroxides or molecular oxygen were also tested. However, low yields were obtained in each case together with variable amounts of a desulfonated by-product (See Supporting Information).
- [16] This low isolated yield is very likely due to some problems encountered during the purification process, as the ¹H NMR yield was 67%.
- [17] Cyclohexene was also tested with Method B, but gave no conversion.
- [18] a) F. Ozawa, A. Kubo, T. Hayashi, *Chem. Lett.* **1992**, 2177–2180. Dear author, please add the volume number. b) C. Amatore, A. Jutand, A. Thuilliez, *Organometallics* **2001**, *20*, 3241–3249.

Manuscript received: December 22, 2022
Revised manuscript received: January 10, 2023
Accepted manuscript online: January 11, 2023

RESEARCH ARTICLE



T. Chen, J. Lahbi, Prof. G. Broggini,
Dr. A. Pradal*, Prof. G. Poli*

1 – 9

Allylsulfones through Palladium-Catalyzed Allylic C–H Sulfonylation of Terminal Alkenes



We report two distinct protocols for the preparation of allylsulfones via Pd(II)-catalyzed allylic C–H activation. While the former protocol consists of a direct Pd(II)-catalyzed oxidative C–H

allylic sulfonylation in the presence of sulfinate anions, the latter involves a sequential one-pot Pd(II)-catalyzed C–H allylic acetoxylation followed by a Pd(0)-catalyzed sulfonylation.



Allylsulfones through Palladium-Catalyzed Allylic C–H Sulfonylation of Terminal Alkenes by @PradalAlexandre, Giovanni Poli and co-workers (@JassminLahbi @IPCM_Sorbonne @rocs_ipcm)

Share your work on social media! *EurJOC* has added Twitter as a means to promote your article. Twitter is an online microblogging service that enables its users to send and read short messages and media, known as tweets. Please check the pre-written tweet in the galley proofs for accuracy. If you, your team, or institution have a Twitter account, please include its handle @username. Please use hashtags only for the most important keywords, such as #catalysis, #nanoparticles, or #proteindesign. The ToC picture and a link to your article will be added automatically, so the **tweet text must not exceed 250 characters**. This tweet will be posted on the journal's Twitter account (follow us @EurJOC) upon publication of your article in its final (possibly unpaginated) form. We recommend you to re-tweet it to alert more researchers about your publication, or to point it out to your institution's social media team.

ORCID (Open Researcher and Contributor ID)

Please check that the ORCID identifiers listed below are correct. We encourage all authors to provide an ORCID identifier for each coauthor. ORCID is a registry that provides researchers with a unique digital identifier. Some funding agencies recommend or even require the inclusion of ORCID IDs in all published articles, and authors should consult their funding agency guidelines for details. Registration is easy and free; for further information, see <http://orcid.org/>.

Tingting Chen
Jassmin Lahbi
Prof. Gianluigi Broggini
Dr. Alexandre Pradal
Prof. Giovanni Poli <http://orcid.org/0000-0002-7356-1568>